

# **2019 NATIONAL SURVEY ON DRUG USE AND HEALTH**

## **PUBLIC USE FILE CODEBOOK**

Substance Abuse and Mental Health Services Administration  
Center for Behavioral Health Statistics and Quality  
Rockville, Maryland 20857

October 20, 2020

# **2019 NATIONAL SURVEY ON DRUG USE AND HEALTH**

## **PUBLIC USE FILE CODEBOOK**

Contract No. HHSS283201700002C

Project No. 0215638

Deliverable 56

For questions about this codebook and data file, please e-mail  
[Rong.Cai@samhsa.hhs.gov](mailto:Rong.Cai@samhsa.hhs.gov).

Prepared for: Substance Abuse and Mental Health Services Administration,  
Rockville, Maryland

Prepared by: RTI International, Research Triangle Park, North Carolina

Data File Name: PUF2019\_100920  
October 20, 2020

Recommended Citation: Center for Behavioral Health Statistics and Quality.  
(2020). *2019 National Survey on Drug Use and Health Public Use File  
Codebook*, Substance Abuse and Mental Health Services Administration,  
Rockville, MD

# Table of Contents

Section	Page
<a href="#"><u>Introduction to the 2019 National Survey on Drug Use and Health</u></a> .....	i-1
<a href="#"><u>Introduction</u></a> .....	i-1
<a href="#"><u>Overview of NSDUH</u></a> .....	i-2
<a href="#"><u>Survey Redesign in 1999 and Improvements in 2002</u></a> .....	i-2
<a href="#"><u>Partial Questionnaire Redesign in 2015</u></a> .....	i-3
<a href="#"><u>Summary of Information for 2019</u></a> .....	i-3
<a href="#"><u>Questionnaire Changes for the 2019 NSDUH</u></a> .....	i-5
<a href="#"><u>Additional Historical Changes to NSDUH Variables of Note</u></a> .....	i-6
<a href="#"><u>Strengths and Limitations of NSDUH</u></a> .....	i-7
<a href="#"><u>Survey Methodology</u></a> .....	i-8
<a href="#"><u>Stratification and Selection of Primary, Secondary, and Tertiary Sampling Units</u></a> <a href="#"><u>(Census Tracts, Census Block Groups, and Area Segments)</u></a> .....	i-9
<a href="#"><u>Selection of Dwelling Units</u></a> .....	i-10
<a href="#"><u>Selection of Individuals</u></a> .....	i-11
<a href="#"><u>Sample Design Variables</u></a> .....	i-12
<a href="#"><u>Data Collection and Response Rates</u></a> .....	i-13
<a href="#"><u>Sample Weights</u></a> .....	i-13
<a href="#"><u>Organization of the Data File</u></a> .....	i-14
<a href="#"><u>Usable Cases</u></a> .....	i-16
<a href="#"><u>Logical Editing</u></a> .....	i-18
<a href="#"><u>Editing Procedure for Substance Use Variables Other than Prescription</u></a> <a href="#"><u>Drugs</u></a> .....	i-19
<a href="#"><u>Editing Procedure for Prescription Drug Variables</u></a> .....	i-20
<a href="#"><u>Standard Code Conventions</u></a> .....	i-21
<a href="#"><u>Statistical Imputation</u></a> .....	i-22
<a href="#"><u>Imputation Indicators</u></a> .....	i-24
<a href="#"><u>Constraints and Consistency</u></a> .....	i-26
<a href="#"><u>Variance Estimation of Estimated Numbers of Individuals</u></a> .....	i-26
<a href="#"><u>Statistical Significance of Differences</u></a> .....	i-29
<a href="#"><u>Confidentiality of Data</u></a> .....	i-31
<a href="#"><u>Public Use File Weight Calibration</u></a> .....	i-32
<a href="#"><u>Public Use File Estimates and Standard Errors</u></a> .....	i-33
<a href="#"><u>Special Types of Analyses</u></a> .....	i-35

## List of Tables

<b>Table</b>		<b>Page</b>
<u>1.</u>	<u>Demographic Domains for the Public Use File That Should Use the Alternative Standard Error Estimation Method for Calculating the Standard Errors of the Estimated Number of Individuals, Totals: 2019 .....</u>	<u>i-28</u>
<u>2.</u>	<u>Past Month Marijuana Prevalence and Standard Error Ratios of the Public Use File Subsample to the Full Sample, by Seven Domains: 2019 .....</u>	<u>i-34</u>
<u>3.</u>	<u>Past Year Heroin Prevalence and Standard Error Ratios of the Public Use File Subsample to the Full Sample, by Seven Domains: 2019 .....</u>	<u>i-34</u>

TABLE OF CONTENTS

**TABLE OF CONTENTS**

IDENTIFICATION .....3

SELF-ADMINISTERED SUBSTANCE USE SECTIONS .....4

    TOBACCO .....4

    ALCOHOL .....17

    MARIJUANA .....22

    COCAINE .....26

    CRACK .....29

    HEROIN .....32

    HALLUCINOGENS .....36

    INHALANTS .....51

    METHAMPHETAMINE .....60

    PAIN RELIEVERS SCREENER .....64

    TRANQUILIZERS SCREENER .....65

    STIMULANTS SCREENER .....66

    SEDATIVES SCREENER .....67

    PAIN RELIEVERS .....68

    TRANQUILIZERS .....77

    STIMULANTS .....83

    SEDATIVES .....91

IMPUTED SUBSTANCE USE .....97

    REGENCY OF DRUG USE .....97

    PAST YEAR FREQUENCY OF USE .....106

    PAST MONTH FREQUENCY OF USE .....109

    AGE/DATE OF FIRST DRUG USE .....114

    RECODED DRUG USE .....124

OTHER SELF-ADMINISTERED SECTIONS .....164

    SPECIAL DRUGS .....164

        RECODED SPECIAL DRUGS .....177

    RISK/AVAILABILITY .....179

        RECODED RISK/AVAILABILITY .....184

    BLUNTS .....186

    SUBSTANCE DEPENDENCE AND ABUSE .....190

        IMPUTED SUBSTANCE DEPENDENCE AND ABUSE .....253

        RECODED SUBSTANCE DEPENDENCE AND ABUSE .....262

    SPECIAL TOPICS .....271

        RECODED SPECIAL TOPICS .....279

    PRIOR SUBSTANCE USE .....281

    DRUG TREATMENT .....298

        RECODED DRUG TREATMENT .....333

    HEALTH .....349

        RECODED HEALTH .....363

    ADULT MENTAL HEALTH SERVICE UTILIZATION .....364

        RECODED ADULT MENTAL HEALTH SERVICE UTILIZATION .....381

    SOCIAL ENVIRONMENT .....388

    YOUTH EXPERIENCES .....390

        RECODED YOUTH EXPERIENCES .....405

    MENTAL HEALTH .....411

        RECODED MENTAL HEALTH .....419

    ADULT DEPRESSION .....425

        RECODED ADULT DEPRESSION .....443

    YOUTH MENTAL HEALTH SERVICE UTILIZATION .....448

        RECODED YOUTH MENTAL HEALTH SERVICE UTILIZATION .....472

    ADOLESCENT DEPRESSION .....492

        RECODED ADOLESCENT DEPRESSION .....510

    CONSUMPTION OF ALCOHOL .....516

        RECODED CONSUMPTION OF ALCOHOL .....527

    MARKET INFORMATION FOR MARIJUANA .....532

INTERVIEW INFORMATION .....548

DEMOGRAPHICS .....549

    DEMOGRAPHICS .....549

        IMPUTED DEMOGRAPHICS .....554

        RECODED DEMOGRAPHICS .....555

    EDUCATION .....557

        RECODED EDUCATION .....561

    EMPLOYMENT .....562

        IMPUTED EMPLOYMENT .....568

TABLE OF CONTENTS

HOUSEHOLD COMPOSITION (ROSTER).....569  
 PROXY INFORMATION.....571  
 HEALTH INSURANCE.....572  
     IMPUTED HEALTH INSURANCE.....577  
     RECODED HEALTH INSURANCE.....579  
 INCOME.....580  
     IMPUTED INCOME.....581  
     RECODED INCOME.....583  
 FI DEBRIEFING QUESTIONS.....584  
 GEOGRAPHIC.....585  
     COUNTY.....585  
     SEGMENT.....586  
     BLOCK.....587  
 SAMPLE WEIGHTING AND ESTIMATION VARS.....588  
 INDEX.....589

APPENDIX A                      Drug Codes for Open-Ended Questions  
 APPENDIX B                      Consolidated Drug Other Specify Tables  
 APPENDIX C                      Tobacco Brand Codes for Open-Ended Questions  
 APPENDIX D                      Recoded Substance Dependence and Abuse Variable Documentation  
 APPENDIX E                      Recoded Mental Health  
 APPENDIX F                      Recoded Depression Variable Documentation  
 APPENDIX G                      Key Mental Health Variables  
 APPENDIX H                      Sample SUDAAN®, SAS®, and Stata Code and PUF Estimates

# Introduction to the 2019 National Survey on Drug Use and Health

## Introduction

This codebook provides documentation for the 2019 National Survey on Drug Use and Health (NSDUH) public use data file.<sup>1</sup> Prior to 2002, the survey was called the National Household Survey on Drug Abuse (NHSDA). NSDUH is sponsored by the Center for Behavioral Health Statistics and Quality (CBHSQ, formerly the Office of Applied Studies) within the Substance Abuse and Mental Health Services Administration (SAMHSA) and is conducted by RTI International, Research Triangle Park, North Carolina.<sup>2</sup>

For each variable in the 2019 data file, the codebook provides the variable name, a description of the variable, value codes and their meanings, and an unweighted univariate frequency distribution. Most of the variables originated directly as interview items. For a subset of variables created from more than one variable, the source variables and recoding specifications are provided. In addition, case identification, sampling, and data collection variables are included in the file and documented in the codebook. The variable names in this codebook are the variable names used in the dataset.

To a great extent, variable names indicate the meaning of each variable. As much as possible, variables are named consistently across surveys when the content of questions was identical or similar or when the specifications for creating variables were not altered. When a variable does not have the same name across years, this is an indication that differences may exist. In such situations, analysts are advised to examine the codebook documentation in detail before conducting any analysis, particularly those involving the following:

- analyses performed in prior years that are being replicated in the current year,
- comparison of data across multiple years, or
- use of pooled data from multiple years.

Documentation of the reasons for changing a variable's name can be found in comments above the specific variables and in corresponding appendix files within the codebook (if applicable). Typically, variable changes are documented the year they occur and in the following year if there are comparability issues to consider. However, the most current version of the documentation may not always describe relevant changes from prior years. Therefore, analysts who are doing a multiyear trend analysis are especially advised to examine documentation for all

---

<sup>1</sup> Information on access to NSDUH restricted-use confidential data files is available from the Substance Abuse and Mental Health Data Archive (SAMHDA) at <https://datafiles.samhsa.gov/>.

<sup>2</sup> RTI International is a trade name of Research Triangle Institute. RTI and the RTI logo are U.S. registered trademarks of Research Triangle Institute.

years of interest to identify any change over time that may affect the analysis of interest.<sup>3</sup> An analysis of trends is not recommended when using data where the impact of the questionnaire or methodological changes are confounded with true changes in the phenomenon being measured. If the change is considered minor and the likely impact on trend data would be minimal, then comparisons between years may be appropriate.

*Analysts also are encouraged to refer to the instrument specifications for the 2019 survey in conjunction with their review of the codebook. The specifications for the 2019 survey provide detailed information about the logic governing how respondents were routed through the questions in the interview and any changes to the instrument relative to the 2018 survey. The 2019 specifications may be found on the SAMHSA website at <https://www.samhsa.gov/data/>.*

## **Overview of NSDUH**

The 2019 NSDUH is the 39th in a series, the primary purpose of which is to measure the prevalence and correlates of substance use and mental health issues in the United States. This survey series provides information about the use of illicit drugs, alcohol, and tobacco among members of the U.S. civilian, noninstitutionalized population aged 12 or older. The survey also includes several modules of questions focusing on mental health issues. Surveys have been conducted periodically since 1971, with the most recent ones in 1979, 1982, 1985, 1988, and each year from 1990 through 2019. Currently, public use files are available for surveys from 1979 onward.

### **Survey Redesign in 1999 and Improvements in 2002**

In 1999, the survey underwent a major redesign. The method of data collection was changed from a paper questionnaire administration to a computer-assisted administration. In addition, the sample design was changed from a strictly national design to a state-based sampling plan. These important changes have had a major impact on the data produced from the survey. *Because of the differences in methodology and the impact of the new design on data collection, only limited comparisons can be made between data from the redesigned surveys (1999 onward) and data obtained from surveys prior to 1999. Also, because of improvements made in 2002, the 2019 data in this file should not be compared with data collected in 2001 or earlier to assess changes over time. However, this is not an issue for data from 2002 and data files in subsequent data years, as long as other changes to survey items since 2002 (e.g., changes to question wording) have not affected the comparability of the variables of interest across the surveys.*

Prior to 1999, the survey was conducted using paper-and-pencil interviewing (PAPI) methods for an interview lasting about an hour. The PAPI instrumentation consisted of a questionnaire booklet completed by a field interviewer (FI) and a set of individual answer sheets completed by a respondent. All substance use questions and other sensitive questions appeared on the answer sheets, so the FI was unaware of the respondent's answers. Less sensitive

---

<sup>3</sup> A variable crosswalk (also referred to as a "measles chart") that identifies which NSDUH variables are comparable across study years is available on the SAMHDA website at <https://datafiles.samhsa.gov/>.



questions concerning demographics, occupational status, household size, and composition were asked aloud by the FI and recorded in the questionnaire booklet.

Since 1999, the interview has been carried out using computer-assisted interviewing (CAI) methods. The survey uses a combination of computer-assisted personal interviewing (CAPI) conducted by an FI and audio computer-assisted self-interviewing (ACASI). For the most part, questions previously administered by an FI in the PAPI format are now administered by an FI using CAPI. Questions previously administered in the PAPI format using self-administered answer sheets are now administered using ACASI. Use of ACASI is designed to provide respondents with a highly private and confidential means of responding to questions and to increase the level of honest reporting of illicit drug use and other sensitive behaviors.

### **Partial Questionnaire Redesign in 2015**

The NSDUH questionnaire underwent a partial redesign in 2015 to improve the quality of the NSDUH data and to address the changing needs of policymakers and researchers with regard to substance use and mental health issues. Details are provided in the section on Questionnaire Changes for the 2015 NSDUH in the codebook introduction for the 2015 NSDUH public use file on the SAMHDA website at <https://datafiles.samhsa.gov/>. Details on the 2015 NSDUH questionnaire changes, reasons for the changes, and implications of the changes for NSDUH data users are included in a brief report on these questionnaire changes, in a report on the design changes for the 2014 and 2015 NSDUHs, and in the methodological summary and definitions report for 2015.<sup>4,5,6</sup>

Where measures existed prior to 2015, these changes led to actual or potential breaks in the comparability of data in 2015 with corresponding data from prior years. Where actual or potential breaks in comparability occurred, new variables were created for 2015. Measures not affected by the 2015 partial redesign typically retained the same variable names as in prior years.

The number of allowable characters in a variable name also was expanded for new variables created for 2015. Specifically, the number of allowable characters was expanded from a limit of 8 characters in 2014 and prior years to limits in 2015 of up to 9 characters for edited variables, up to 11 characters for imputed variables, and up to 12 characters for recoded variables. Variables for which names did not change between 2014 and 2015 retained the eight-character limit.

### **Summary of Information for 2019**

The target population for the 2019 survey was the same as has been defined since the 1991 survey: the civilian, noninstitutionalized population of the United States (including civilians living on military bases) who were 12 years of age or older at the time of the survey.

---

<sup>4</sup> Center for Behavioral Health Statistics and Quality. (2016). *2015 National Survey on Drug Use and Health: Summary of the effects of the 2015 NSDUH questionnaire redesign: Implications for data users*. Retrieved from <https://www.samhsa.gov/data/>

<sup>5</sup> Center for Behavioral Health Statistics and Quality. (2015). *National Survey on Drug Use and Health: 2014 and 2015 redesign changes*. Retrieved from <https://www.samhsa.gov/data/>

<sup>6</sup> Center for Behavioral Health Statistics and Quality. (2016). *2015 National Survey on Drug Use and Health: Methodological summary and definitions*. Retrieved from <https://www.samhsa.gov/data/>

Before 1991, the sample was drawn from the household population of the contiguous 48 states. Residents of Alaska and Hawaii were added to the sample population in 1991, as were residents of noninstitutional group quarters (e.g., college dormitories, group homes, civilians dwelling on military installations) and persons with no permanent residence (homeless people in shelters and long-term residents of single rooms in hotels). In addition, six special-interest metropolitan statistical areas (MSAs) were oversampled in 1991. The 1992 and 1993 surveys retained the oversampling of the six MSAs and also were designed to provide quarterly as well as annual estimates.

Since 1999, the survey sample has employed a 50-state design with an independent, multistage area probability sample for each of the 50 states and the District of Columbia. For the 1999 through 2013 surveys, the 8 states with the largest populations (which together account for 48 percent of the total U.S. population aged 12 or older according to the 2010 census) were designated as large sample states (California, Florida, Illinois, Michigan, New York, Ohio, Pennsylvania, and Texas) with a target sample size of 3,600, while the remaining 42 states and the District of Columbia had target sample sizes of 900. The 2014 through 2017 sample redesign allowed for a more cost-efficient sample allocation to the largest states, while maintaining sufficient sample sizes in the smaller states to support small area estimation at the state and substate levels. A large reserve sample of area clusters or segments was selected at the time the 2014 through 2017 NSDUH sample was selected, which is being used to field the 2018 through 2022 NSDUHs. Thus, the 2018 through 2022 NSDUH designs simply continue the coordinated design. The 2014 through 2022 NSDUHs were designed to yield 4,560 completed interviews in California; 3,300 completed interviews each in Florida, New York, and Texas; 2,400 completed interviews each in Illinois, Michigan, Ohio, and Pennsylvania; 1,500 completed interviews each in Georgia, New Jersey, North Carolina, and Virginia; 967 completed interviews in Hawaii; and 960 completed interviews in each of the remaining 37 states and the District of Columbia. Consistent with previous designs, the 2014 through 2022 design also oversamples youths aged 12 to 17 and young adults aged 18 to 25. However, the 2014 through 2022 design places more sample in the 26 or older age groups to more accurately estimate drug use and related mental health measures among the aging drug-using population. The 2019 sample was allocated to age groups as follows: 25 percent for youths aged 12 to 17, 25 percent for young adults aged 18 to 25, 15 percent for adults aged 26 to 34, 20 percent for adults aged 35 to 49, and 15 percent for adults aged 50 or older.

Important methodological differences since 2002 also have affected the comparability of estimates from 1999 to 2001 with estimates from 2002 and later years. As noted above, the survey's name was changed from the National Household Survey on Drug Abuse (NHSDA) to the National Survey on Drug Use and Health (NSDUH) in 2002. In addition to the survey's name change, each NSDUH respondent since 2002 has been given an incentive of \$30. These changes resulted in some improvement in the survey response rate. The changes also affected respondents' reporting of many critical items that are the basis of prevalence measures reported by the survey each year. Further, the data could have been affected by improved data collection quality control procedures introduced in the survey beginning in 2001. In addition, new population data from the 2000 decennial census became available for use in NSDUH's sample weighting procedures, resulting in another discontinuity between estimates since 2002 and those prior to 2002. *Where estimates in 2019 are still comparable with those from prior years, analyses of the effects of each of these factors on NSDUH estimates have shown that the 2002 to*

*2019 data should not be compared with 2001 and earlier data to assess changes over time. For measures comparable across the years being analyzed, however, comparisons may be made between 2002 and surveys in subsequent years, including this one, as noted above.*

A description of the 2019 survey, including more detailed information on sample issues, can be found in several NSDUH documents that discuss methodological issues for 2019 or present key 2019 findings in tabular, graphical, and report formats. The following 2019 NSDUH documents are listed in the order of their release dates in 2020:

- Substance Abuse and Mental Health Services Administration. (2020). *Key substance use and mental health indicators in the United States: Results from the 2019 National Survey on Drug Use and Health* (HHS Publication No. PEP20-07-01-001, NSDUH Series H-55). Rockville, MD: Center for Behavioral Health Statistics and Quality, Substance Abuse and Mental Health Services Administration. Retrieved from <https://www.samhsa.gov/data/>
- Center for Behavioral Health Statistics and Quality. (2020). *Results from the 2019 National Survey on Drug Use and Health: Detailed tables*. Retrieved from <https://www.samhsa.gov/data/>
- Center for Behavioral Health Statistics and Quality. (2020). *2019 National Survey on Drug Use and Health: Methodological summary and definitions*. Retrieved from <https://www.samhsa.gov/data/>

## **Questionnaire Changes for the 2019 NSDUH**

This section describes specific changes to the 2019 NSDUH instrument relative to 2018 that are relevant to variables on the 2019 public use file. As noted previously, names for the corresponding variables were changed in 2019 when it was determined these changes resulted in actual or potential breaks in the comparability of data.

- For question QD10C in the interviewer-administered demographics section, the response options were changed to all capital letters to indicate that they were not to be read to respondents and for consistency with the formatting of the other interviewer-administered response options. This change did not affect the comparability of the data.
- Questions were added to the consumption of alcohol section to ask about medication-assisted treatment (MAT) for alcohol and opioid misuse (i.e., heroin use or prescription pain reliever misuse). These questions asked about the receipt of MAT in the past 12 months, specific medications used, and the frequency of use.
- Two new questions were added to the consumption of alcohol section to ask about lifetime use and the most recent use of kratom.
- In the self-administered education section, the skip logic was revised so that respondents who reported in question QD20DKRE that school was not in session in the past 30 days were no longer asked questions QD21 or QD21DKRE (number of days in the past 30 days skipped or "cut" school). In addition, the response option for "School was not in session during the past 30 days" was removed from question QD21DKRE because respondents previously reporting that school was not in session in the past 30 days were skipped out of this question. This change did not affect the comparability of the data.

The 2019 specifications may be found on the SAMHSA website (for details, see this codebook's Introduction).

## **Additional Historical Changes to NSDUH Variables of Note**

This section documents notable changes to NSDUH variables that occurred recently but prior to 2019. The changes noted in this section could affect comparability of NSDUH variables in 2019 with variables on data files for NSDUH years prior to the implementation of these changes.

Extensive changes were made to NSDUH variables in 2015 because of the partial redesign of the 2015 NSDUH questionnaire. As previously mentioned, these changes are described in the section on Questionnaire Changes for the 2015 NSDUH in the codebook introduction for the 2015 NSDUH public use file on the SAMHDA website at <https://datafiles.samhsa.gov/>.

Since 2008, a statistical model has been employed to predict whether adult NSDUH respondents had serious, moderate, mild, or no mental illness based on their answers to certain NSDUH questions. For the 2012 NSDUH, this model was revised to produce more accurate estimates. This revised 2012 model was used to produce the mental illness estimates for 2012 to 2019. In addition, comparable estimates were recomputed for 2008 through 2011. For more information on how mental illness estimates were calculated, see this codebook's appendix titled Recoded Mental Health. The mental illness variables included in the 2019 NSDUH data files are based on the revised 2012 model. Note that the mental illness variables (e.g., SMIYR\_U, AMIYR\_U) are not recommended to be used when analyzing variables for past year suicidal thoughts, past year major depressive episode (MDE), the Kessler-6 (K6) distress scale, or the World Health Organization Disability Assessment Schedule (WHODAS) scale, nor are they recommended to be used when analyzing other variables closely linked with these variables (including past year suicide attempts, suicide plans, medical treatment for suicide attempts, lifetime MDE, serious psychological distress [SPD], or components used in the K6 or WHODAS scales). For more details, see this codebook's appendix titled Recoded Mental Health.

In the 2013 questionnaire and onward, two new response categories were added to the question about race (QD05) in response to changes in U.S. Department of Health and Human Services (HHS) standards of data collection. The response options now include "Guamanian or Chamorro" and "Samoan." To accommodate this change, two new imputation-revised variables were created along with their corresponding imputation indicators: IRRACEGC for Guamanian or Chamorro and IRRACESM for Samoan.<sup>7</sup> The change to QD05 also affected the creation of the "Other Pacific Islander" variable IRRACEPI. Prior to 2013, IRRACEPI covered Pacific Islanders who are not Native Hawaiians. Beginning in 2013, the variable name was changed to IRRACPI2 and now covers Pacific Islanders who are not Native Hawaiians, Guamanians or Chamorros, or Samoans. Despite the change to the questionnaire, the levels of the detailed race variable IRNWRACE were not changed. Guamanian or Chamorro and Samoan respondents continued to be treated as Other Pacific Islanders. Therefore, little to no impact is expected on

---

<sup>7</sup> For an explanation of imputation-revised variables, see the section on Statistical Imputation in this codebook introduction.

the race/ethnicity variables IRNWRACE, NEWRACE1, NEWRACE2, EXPRACE, and EXPRACE2.

Since 2013, questions also have been included that asked about height and weight. Respondents were asked to report their weight in pounds or kilograms and their height in feet, inches, meters, or centimeters. Edited and recoded variables were created that converted all of the responses from the weight variable into pounds (WTPOUND2) and the height data into inches (HTINCHE2). Using these data, a new recoded variable measuring body mass index (BMI2) was included on the public use file, and the documentation can be found in the Recoded Pregnancy and Health Care section of this codebook. Note that this variable has not been used in the detailed tables. The new recoded variable called BMI2 was created as a continuous variable based on the following formula:  $BMI2 = [WTPOUND2 \div (HTINCHE2)^2] \times 703$ . Unknown response values for the edited weight variable (WTPOUND2) of 9985, 9994, 9997, or 9998 or the edited height variable (HTINCHE2) of 985, 994, 997, or 998 were defined as SAS<sup>®</sup> missing for the recoded BMI2.<sup>8</sup>

## Strengths and Limitations of NSDUH

NSDUH is the primary nationally representative source of annual estimates of drug use and mental illness among civilian members of the noninstitutionalized population in the United States. Most of the questions in NSDUH are administered with ACASI, which is designed to provide the respondent with a highly private and confidential mode for responding to questions in order to increase the level of honest reporting of illicit drug use and other sensitive behaviors. In addition, the large and dispersed NSDUH sample enables not only state-level estimates, but also estimates for substate areas.

Although NSDUH is useful for many purposes, it has certain limitations. First, the data are based on self-reports of drug use, and their value depends on respondents' truthfulness and memory. Although some experimental studies have established the validity of self-reported data in similar contexts and NSDUH procedures were designed to encourage honesty and recall, some underreporting and overreporting may take place. To aid respondent recall, the prescription drug questions in 2019 allowed respondents to report any use or misuse in the past 12 months of specific related medications (e.g., the tranquilizers Xanax<sup>®</sup>, Xanax<sup>®</sup> XR, generic alprazolam, and generic extended-release alprazolam). These self-reports capture information on the use or misuse of prescription drugs that contain a given active ingredient. However, these self-reports are not necessarily accurate for identifying the exact drugs respondents took, especially when respondents identify certain drugs by their brand names (e.g., if a respondent actually took the generic drug alprazolam but reported use or misuse of the brand name tranquilizer Xanax<sup>®</sup> because of name recognition). For this reason, the public use file includes recoded variables for subtypes of related prescription drugs (e.g., alprazolam products) but with few exceptions does not include variables for individual prescription drugs.

Second, the survey is cross-sectional rather than longitudinal. That is, individuals were interviewed only once and were not followed for additional interviews in subsequent years.

---

<sup>8</sup> The formula for calculating BMI for use in BMI2 is from the Centers for Disease Control and Prevention (CDC) website: [https://www.cdc.gov/healthyweight/assessing/bmi/adult\\_bmi/index.html?s\\_cid=tw\\_ob064](https://www.cdc.gov/healthyweight/assessing/bmi/adult_bmi/index.html?s_cid=tw_ob064).

Each year's survey, therefore, provides an overview of the prevalence of drug use at a specific point in time rather than a view of how drug use changes over time for specific individuals.

Third, because the target population of the survey is defined as the civilian, noninstitutionalized population of the United States, a small proportion (approximately 3 percent) of the population is excluded.<sup>9</sup> The subpopulations excluded are members of the active-duty military and persons in institutional group quarters (e.g., hospitals, prisons, nursing homes, treatment centers). If the drug use of these groups differs from that of the civilian, noninstitutionalized population, NSDUH may provide slightly inaccurate estimates of substance use and mental health in the total population. This may be particularly true for prevalence estimates for less commonly used drugs, such as heroin.

## Survey Methodology

Like the 1999 to 2018 surveys, the 2019 survey was conducted using CAI methods. This survey also allows for improved state estimates based on minimum sample sizes per state. The target sample size of 67,507 allows SAMHSA to continue reporting adequately precise demographic subgroup estimates at the national level without needing to oversample specially targeted demographics, as was required in the past. The achieved sample size, or completed interviews, for the 2019 survey was 67,625 individuals.

A coordinated sample design was developed for the 2014 through 2017 NSDUHs. A large reserve sample of area clusters or segments was selected at the time the 2014 through 2017 NSDUH sample was selected. This reserve sample is being used to field the 2018 through 2022 NSDUHs. Thus, the 2018 through 2022 NSDUH designs simply continue the coordinated design. The coordinated design facilitates a 50 percent overlap in third-stage units (area segments [see below]) between each 2 successive years from 2014 through 2022.<sup>10</sup> This design was intended to increase the precision of estimates in year-to-year trend analyses because of the expected positive correlation resulting from the overlapping sample between successive survey years.

The 2019 design allows for computation of estimates by state in all 50 states plus the District of Columbia. States may therefore be viewed as the first level of stratification and as a reporting variable. Compared with previous sample designs, the 2014 through 2022 sample design moves from two to essentially five state sample size groups (including Hawaii with the remaining states and the District of Columbia). The 2014 through 2022 surveys have a sample designed to yield 4,560 completed interviews in California; 3,300 completed interviews each in Florida, New York, and Texas; 2,400 completed interviews each in Illinois, Michigan, Ohio, and Pennsylvania; 1,500 completed interviews each in Georgia, New Jersey, North Carolina, and Virginia; 967 completed interviews in Hawaii; and 960 completed interviews in each of the remaining 37 states and the District of Columbia—for a total national target sample size of

---

<sup>9</sup> Information from the 2010 census suggests that the civilian, noninstitutionalized population includes at least 97 percent of the total U.S. population. See the following reference: Lofquist, D., Lugaila, T., O'Connell, M., & Feliz, S. (2012, April). *Households and families: 2010* (C2010BR-14, 2010 Census Briefs). Retrieved from <https://www.census.gov/prod/cen2010/briefs/c2010br-14.pdf>

<sup>10</sup> In segments used in 2 successive years, only addresses not sampled in the first year may be included in the second year's sample.



67,507. The sample is selected from 6,000 area segments that vary in size according to state. The change in the state sample allocation in 2014 was driven by the need to increase the sample in the original 43 small states (to improve the precision of state and substate estimates in these states) while moving closer to a proportional allocation in the larger states.

## **Stratification and Selection of Primary, Secondary, and Tertiary Sampling Units (Census Tracts, Census Block Groups, and Area Segments)**


Within each state, sampling strata called state sampling regions (SSRs) were formed. Based on a composite size measure, states were partitioned geographically into roughly equally sized regions. In other words, regions were formed such that each area within a state yielded, in expectation, roughly the same number of interviews during each data collection period. The partitioning divided the United States into a total of 750 SSRs, resulting from 36 SSRs in California; 30 SSRs each in Florida, New York, and Texas; 24 SSRs each in Illinois, Michigan, Ohio, and Pennsylvania; 15 SSRs each in Georgia, New Jersey, North Carolina, and Virginia; and 12 SSRs each in the remaining 38 states and the District of Columbia.

Similar to the 2005 through 2013 surveys, the first stage of selection for the 2014 through 2022 NSDUHs was census tracts. The first stage of selection began with the construction of an area sample frame that contained one record for each census tract in the United States. If necessary, census tracts were aggregated within SSRs until each tract<sup>11</sup> met the minimum dwelling unit<sup>12</sup> (DU) requirement. In California, Florida, Georgia, Illinois, Michigan, New Jersey, New York, North Carolina, Ohio, Pennsylvania, Texas, and Virginia, this minimum size requirement was 250 DUs in urban areas and 200 DUs in rural areas.<sup>13</sup> In the remaining states and the District of Columbia, the minimum requirement was 150 DUs in urban areas and 100 DUs in rural areas. These census tracts served as the primary sampling units (PSUs) for the coordinated 9-year sample.

Before selecting census tracts, additional implicit stratification was achieved by sorting the first-stage sampling units by a CBSA/SES<sup>14</sup> (core-based statistical area/socioeconomic status) indicator<sup>15</sup> and by the percentage of the population who are non-Hispanic and white. From this well-ordered sample frame, 48 census tracts per SSR were selected with probabilities proportionate to a composite size measure and with minimum replacement.

---

<sup>11</sup> For the remainder of the discussion, first-stage sampling units are referred to as "census tracts" even though each first-stage sampling unit contains one or more census tracts.

<sup>12</sup> DU counts were obtained from the 2010 decennial census data supplemented with revised population counts from Claritas (see <https://www.claritas.com/> )

<sup>13</sup> The basis for the differing minimum DU requirement in urban and rural areas is that it is more difficult to meet the requirement in rural areas; 100 DUs are sufficient to support one field test and two main study samples in the smaller states, and 200 DUs are sufficient to support three samples in the larger sample states.

<sup>14</sup> CBSAs include metropolitan and micropolitan statistical areas, as defined in the following reference: Office of Management and Budget. (2009, December 1). *OMB Bulletin No. 10-02: Update of statistical area definitions and guidance on their uses*. Retrieved from <https://www.whitehouse.gov/sites/whitehouse.gov/files/omb/bulletins/2010/b10-02.pdf>

<sup>15</sup> The CBSA/SES indicator was defined using 2006-2010 American Community Survey (ACS) estimates, 2010 census data, and the December 2009 CBSA definition. Four categories are defined as follows: (1) CBSA/low SES, (2) CBSA/high SES, (3) non-CBSA/low SES, and (4) non-CBSA/high SES.

For the second stage of selection, adjacent census block groups were collapsed as needed within selected census tracts. Compared with years prior to 2014, the selection of census block group is an additional stage of selection that was added to facilitate possible transitioning to an address-based sample (ABS) design in the future. The block groups were required to have the same minimum number of DUs as the census tracts from which they were selected (150 or 250 in urban areas and 100 or 200 in rural areas, according to state). The resulting block groups were then sorted in the order in which they were formed, and one census block group<sup>16</sup> was selected per selected census tract with probability proportionate to a composite size measure.

Because census block groups generally exceed the minimum DU requirement, one smaller geographic area was selected within each sampled census block group. For this third stage of sampling, each selected census block group was partitioned into small geographic areas composed of adjacent census blocks. These geographic clusters of blocks are referred to as "segments" and are the tertiary sampling units (TSUs) for the coordinated sample design. A sample "dwelling unit" in NSDUH refers to either a housing unit or a group quarters listing unit, such as a dormitory room or a shelter bed. To support the overlapping sample design and any special supplemental samples or field tests SAMHSA might wish to conduct, segments were formed to contain a minimum of 150 or 250 DUs in urban areas and 100 or 200 DUs in rural areas, according to state.

One segment was selected within each sampled census block group with probability proportionate to size. The 48 selected segments then were randomly assigned to a survey year and quarter of data collection.

## **Selection of Dwelling Units**

The primary objective of the fourth stage of sample selection (listing units) was to select the minimum number of DUs needed in each segment to meet the targeted sample sizes for all age groups. For the 2014 through 2022 NSDUHs, each state sample was allocated to age groups as follows: 25 percent for youths aged 12 to 17, 25 percent for young adults aged 18 to 25, 15 percent for adults aged 26 to 34, 20 percent for adults aged 35 to 49, and 15 percent for adults aged 50 or older. In the 2005 through 2013 NSDUHs, the sample was allocated equally across the 12 to 17, 18 to 25, and 26 or older age groups. The 2014 through 2022 design places more sample in the 26 or older age groups to estimate drug use and related mental health measures more accurately among the aging drug-using population. The size measures used in selecting the area segments were coordinated with the DU and person selection process so that a nearly self-weighting sample could be achieved in each of the five age groups. Departures from the self-weighting objective occurred for several reasons, including the following: (a) advance projections on the number of DUs did not accurately reflect the current housing inventory; (b) maximum DU sample sizes were preset to control the FI workload and to allow unused addresses to be available for the next year's survey; and (c) the person selection probabilities were constrained so that no more than two individuals could be selected per DU. An iterative sample allocation process was followed to adjust for these additional constraints. In addition, the

---

<sup>16</sup> For the remainder of the discussion, second-stage sampling units are referred to as "census block groups" even though each second-stage sampling unit contains one or more census block groups.



DU sample allocation in each area segment was adjusted to allow for DU eligibility, for screening nonresponse, and for person nonresponse.

In advance of the survey period, specially trained listers had visited each area segment and listed all addresses for housing units and eligible group quarters units in a prescribed order. Systematic sampling was used to select the allocated sample of addresses from each segment.<sup>17</sup>

## **Selection of Individuals**

During each quarterly survey, FIs visited each sample address to determine DU eligibility, to list all eligible individuals at the address, to select the sample of individuals to be interviewed, and to conduct interviews. Unlike the 2005 through 2013 NSDUHs, the "half-open" interval (HOI) rule was not implemented in the 2014 through 2022 NSDUHs. This special procedure identified any new (since the time of listing) housing units or any DU missed during the advance listing process. Any new or missed DU (or DUs) following immediately after a sample DU and up to, but not including, the next initially listed address (or addresses) in the prescribed order of listing also were included in the sample. Eliminating the HOI rule in 2014 decreased the burden on FIs and simplified training and the screening process. This decrease in burden outweighed the small amount of coverage afforded by the HOI rule. Because the majority of missed DUs are found on the premises of sampled DUs, the 2014 through 2022 NSDUHs had in place a procedure for checking for and adding missed DUs on the premises of sampled DUs. During the screening interview, FIs asked the screening respondent about other units on the property of the selected DU. If missing from the original list, these DUs also were included in the sample.

The FIs used a handheld computer to record the results of the DU screening process and to select the sample of respondents. They recorded the results of each visit, the final eligibility status of the DU, and information on new and missed DUs. If a sample address was an eligible occupied DU, the FIs also conducted a screening interview to identify and roster all survey-eligible individuals residing at the address. When the roster was complete, the computer was programmed to select the sample of individuals to be interviewed using parameters specified for that area segment and a random number specified for that address.

Data collection progress was monitored during each quarterly survey by state. Small reserve samples were held back each quarter so that the assigned sample size could be adjusted if necessary during the course of data collection.

---

<sup>17</sup> This had the effect of creating noncompact clusters (selection from a list), which differ from compact clusters in that not all units within the cluster are included in the sample. Although compact cluster designs are less costly and more stable, a noncompact cluster design was used because it provides for greater heterogeneity of dwellings within the sample. Also, social interaction (contagion) among neighboring dwellings is sometimes introduced with compact clusters. See the following reference: Kish, L. (1965). *Survey sampling*. New York, NY: John Wiley.

## Sample Design Variables

The sample for the 2019 NSDUH was selected using a multistage, deeply stratified sample design. The variables on the full restricted-use analytic data file<sup>18</sup> represent each stage of sample selection (note that, to ensure the confidentiality of survey respondents, the sample design variables described in this section are not included on the public use file):

- Stage 1: The 2019 NSDUH design includes a sample from each of the 50 states plus the District of Columbia. SSRs were formed within each state based on composite size measures, roughly geographically partitioning the state into equally sized regions. A sample of 48 census tracts was selected within each SSR. Census tracts are considered the PSU and can be identified using the STATE, SSREGION, and SEGID<sup>19</sup> variables on the full restricted-use analytic data file. Only eight census tracts per SSR were used for the 2019 sample.
- Stage 2: For the second stage of selection, adjacent census block groups were aggregated within selected census tracts as necessary to form the second-stage sampling units. One census block group was selected per sampled census tract. A total of 48 census block groups was selected within each SSR. Census block groups can be identified using the STATE, SSREGION, and SEGID variables on the full restricted-use analytic data file. Eight census block groups per SSR, one from each sampled census tract, were used for the 2019 sample.
- Stage 3: The third stage of sampling consisted of partitioning the selected census block groups into smaller geographic areas, called "segments." Segments are defined by joining contiguous census blocks within each selected census block group and are similar to the units selected at the second stage of selection for the 2005 through 2013 surveys. Segments can be identified on the full restricted-use analytic data file using the SEGID variable.
- Stage 4: After census tracts, census block groups, and segments were selected, the fourth stage of selection consisted of selecting DUs within each segment. The DU selection rate was based on the state to which a particular segment belonged. State classification was utilized for computation of eligibility, screener and interview response rates, and expected person yield per DU. On the full restricted-use analytic data file, state classifications can be identified with the STATE variable, and DUs can be identified with the ENCCASE variable.

---

<sup>18</sup> NSDUH's Restricted-use Data Analysis System (R-DAS) data files are available online for most years at <https://datafiles.samhsa.gov/>. R-DAS is an online analytic system that allows analysts to produce cross-tabulations using restricted-use NSDUH data files. Restricted-use microdata are not accessible to analysts, but output from the analyses is available as long as the output does not violate any of the disclosure limitation rules that determine what output may be displayed. Because of NSDUH's questionnaire redesign in 2015 and subsequent breaks in trends for a number of variables, an R-DAS file was not produced for the 2015 NSDUH data. R-DAS files have been created, however, for aggregated 2015-2016 and 2016-2017 NSDUH data, as well as for earlier aggregated 2-year pairs of data.

<sup>19</sup> One segment was selected from each sampled census block group within each sampled census tract, so the census tract, census block group, and segment can be identified by the SEGID variable.

**Stage 5:** At the last stage of selection, individuals were selected within screened DUs based on the age group composition of the DU residents. The person-level variable used to determine the selection included AGE. The full restricted-use analytic data file contains one record representing each responding selected person from stage 5 (67,625 individuals). To protect the confidentiality of these respondents, the full restricted-use analytic data file was treated using a statistical disclosure limitation method while ensuring that the data continue to be representative of civilian members of the noninstitutionalized population in the United States. The resulting public use data file contains 56,136 records.

A more detailed explanation of the sample design and sample selection procedures at each stage of the design appears in the *2019 NSDUH Methodological Resource Book*, which will be available in early 2021.<sup>20</sup>

## **Data Collection and Response Rates**

The fieldwork for the 2019 NSDUH was directed by RTI staff members. RTI maintained a field staff of approximately 650 FIs to collect the data.

A total final sample of 67,625 interviews was obtained for the 2019 survey. Strategies for ensuring high rates of participation resulted in a weighted screening response rate of 70.50 percent and a weighted interview response rate for NSDUH of 64.92 percent.

Throughout the course of the study, respondent anonymity and the privacy of responses were protected by separating identifying information from survey responses. Respondents were assured their identities and responses would be handled in strict compliance with federal law. As discussed above, the questionnaire itself and the interviewing procedures were designed to enhance the privacy of responses, especially during segments of the interview in which questions of a sensitive nature were posed. Answers to sensitive questions were gathered using ACASI. During the ACASI portions of the interview, respondents listened to prerecorded questions through headphones and entered their responses directly into a NSDUH laptop computer without FIs knowing how they were answering. At the conclusion of the ACASI section, the interview returned to the CAPI mode with the FI asking the respondent questions and entering the responses into the laptop. Respondents who completed a full interview were each given \$30 in cash as a token of appreciation for their time.

A more detailed explanation of NSDUH's data collection procedures appears in the *2019 NSDUH Methodological Resource Book*, which will be available in 2021.<sup>21</sup>

## **Sample Weights**

The estimates yielded by NSDUH are based on sample survey data rather than on complete data for the entire population. This means that the data must be weighted to obtain

---

<sup>20</sup> Center for Behavioral Health Statistics and Quality. (in press). *2019 National Survey on Drug Use and Health: Methodological resource book*. Rockville, MD: Substance Abuse and Mental Health Services Administration.

<sup>21</sup> See the reference in footnote [20](#).

unbiased estimates for survey outcomes in the population represented by the 2019 NSDUH. The "final analysis weight" of the  $i$ th respondent, say  $w_i$ , can be interpreted as the number of sampling units in the NSDUH target population represented by the  $i$ th respondent. The sum of the weights over all respondents is used to estimate the size of the total target population:

$$\sum_i w_i = \text{estimated size of target population,}$$

where the summation is over all respondents in the 2019 NSDUH.

Similar to the 2018 NSDUH, three sets of analysis weights at the person level, questionnaire dwelling unit (QDU) level, and person pair level were developed for the 2019 NSDUH. The person-level, QDU-level, and person pair-level analysis weights shared the same first 11 weight components at the screening dwelling unit (SDU) level. In addition to the 11 common weight components, QDU-level and person pair-level analysis weights had several specific weight components, and the final weights are the product of all of the weight components. As in the 2018 NSDUH, all of the adults in the 2019 NSDUH sample received the WHODAS questions. Therefore, there was no need to have a separate adult mental health weight in the 2019 NSDUH because the person-level analysis weight could be used to produce the adult mental health estimates.

The person-level analysis weights (ANALWT\_C) are the product of 16 weight components from the restricted-use analytic data file, and two additional weight calibration adjustments done for the public use file.<sup>22</sup> Each weight component accounts for either a selection probability at a selection stage or an adjustment factor adjusting for nonresponse, coverage, or extreme weights. The sum of the weight over all respondents on the data file represents an estimate of the total number of individuals in the target population. In view of the use of weights as expansion factors in forming estimates, the weight can be interpreted as the total number of target population individuals each record on the file represents. For variance estimation, suitable software, such as SUDAAN<sup>®</sup>, should be used to take the sample design into account.<sup>23</sup> Similar to the 2018 NSDUH, the 2019 NSDUH used 2010 census-based population estimates in the poststratification adjustment.

Details of the weight components and the sample weighting procedures appear in the *2019 NSDUH Methodological Resource Book*, which will be available in 2021.<sup>24</sup>

## Organization of the Data File

The file described here is made available as an ASCII file with 2,741 variables and 56,136 observations. *Three program files are made available to read the ASCII file into SAS, SPSS, or Stata. The file also is made available as a SAS transport (CPORT) file, SPSS system file, Stata system file, and ASCII tab-delimited file. All of the data and program files are available from SAMHDA at <https://datafiles.samhsa.gov/>.*

---

<sup>22</sup> For details, see the section on Public Use File Weight Calibration.

<sup>23</sup> In SUDAAN, the sample design is specified using the NEST statement. See the following reference: RTI International. (2012). *SUDAAN<sup>®</sup>, Release 11.0* [computer software]. Research Triangle Park, NC: Author.

<sup>24</sup> See footnote 20.

The overall organization of the file is shown in the Table of Contents of this document. The first portion of this codebook consists of documentation for edited variables from drug modules, followed by documentation for imputation-revised and selected recoded versions of these drug variables. Documentation for edited data from the second set of self-administered modules and demographic questions are in later sections; each of these later sections is immediately followed by sections corresponding to imputation revised and recoded variables, where applicable. *Where imputed or recoded variables are provided, users are encouraged to use these variables (rather than raw or edited variables) to produce estimates from the interview.*

Most edited variables contain missing data (e.g., the edited variable CIGREC for the most recent use of cigarettes); see the section on Standard Code Conventions within the Logical Editing section of this introduction for a description of the codes given to different types of missing data for edited variables. For each edited variable, the number of observations assigned a given missing data code is shown in the entry for that variable.

Imputation-revised variables, as well as selected recoded versions of these variables, are included for selected demographic variables, drug use variables, and certain substance use disorder (SUD) variables. As noted previously, these imputed and recoded variables are in separate sections following the edited variables. In particular, the recoded drug use variables include indicators for lifetime, past year, and past month substance use. The imputation-revised drug use variables served as the starting point for the recoded drug use variables. Imputed variables for SUDs for a subset of illicit drugs also are included in 2019 and are documented in the Imputed Substance Dependence and Abuse and Recoded Substance Dependence and Abuse sections of the codebook. Imputation-revised demographic variables also are documented toward the end of the codebook. Missing values for all imputation-revised variables have been imputed using the statistical imputation procedures described in the Statistical Imputation section of this introduction. Imputation indicators are provided for each variable so that users may easily determine whether an observation contains data from the questionnaire or an imputed value.

Following the sections for substance use variables, edited variables from additional self-administered modules comprise the next major section in the codebook. Intermixed within this major section of the codebook are sections of recoded variables. The edited and/or imputed variables are used as source variables for the recoded variables. For example, edited variables from the section of the interview pertaining to the receipt of treatment for the use of alcohol or illicit drugs (Drug Treatment section in this codebook) were used to create recoded summary measures for the receipt of substance use treatment. Unlike variables in the drug sections, however, imputed variables were not created for many variables from this second section of the interview, except where noted. Consequently, these recoded variables may still have missing values. The missing data codes contained in the source variables and defined in the Standard Code Conventions subsection within the Logical Editing section of this introduction are recoded to the standard missing code (.) for recoded variables. It is intended that cases containing these missing codes be excluded from an analysis. Note that in some situations where recoded variables are created from edited variables, missing values are set to a value of 0 instead of to the standard code for missing data (.)

Within the recoded sections of the codebook, detailed information is provided in the variable documentation about how levels of source variables are used to define recoded variables. Note that for recoded variables that include other-specify data or logically assigned data (as defined in the Standard Code Conventions subsection of this introduction), values may be listed in the documentation that do not exist for the current survey year. Because of fluctuations in the data, source variable values may not exist consistently across years. However, to aid in cross-year analyses, all possible source variable values have been retained in the documentation. For example, a recoded variable may document a "yes" using both source variable values of "1 = Yes" and "3 = Logically Assigned Yes," even if the 3 is not applicable for the current survey year. To alert users, notes have been placed at the top of recoded sections containing variables that include source values even if they do not apply to the current survey year.

In many instances, the codebook itself also indicates in parentheses the question names used in the NSDUH instrument that were most relevant for creating an edited variable. As much as possible, the codebook shows the key source variables used in creating edited, imputed, or recoded variables. In particular, an important feature of the transition to CAI in 1999 was that respondents could be routed to different versions of a question based on prior information from the interview. For example, respondents who initiated use of a drug within 1 year of their current age were asked more detailed questions about the year and month in which they first used that drug. Depending on their age, date of birth, and interview date, respondents could be routed to one of three possible questions to identify the year in which they first used a drug (e.g., CG04a, CG04b, or CG04c<sup>25</sup> for cigarettes). Similarly, respondents could be routed to one of two possible questions to determine the month in which they first used a drug (e.g., CG04c and CG04d for cigarettes). To facilitate analyses, therefore, responses from these multiple year-of-first-use and month-of-first-use questions were combined into one single year-of-first-use variable and one single month-of-first-use variable for each drug, as shown for the variables CIGYFU and CIGMFU. Thus, the codebook documentation shows that CIGYFU was based on data from the source variables CG04a through CG04c, and CIGMFU was based on data from the source variables CG04c and CG04d. For the most complete information about the logic for asking questions in the interview, however, data file users should refer to the 2019 questionnaire.

## Usable Cases

A key step in the data processing procedures established the minimum item response requirements in order for cases to be retained for weighting and further analysis (i.e., "usable" cases). These procedures were designed to eliminate cases with unacceptable levels of item nonresponse (i.e., missing data), thereby retaining cases with lower levels of missing data and reducing the amount of statistical imputation needed for any given record.

The usable case criteria established for NSDUH were based on the completeness of information respondents provided about their lifetime use or nonuse of different substances.

---

<sup>25</sup> CG04c asks respondents about the month in which they first smoked part or all of a cigarette. However, respondents are asked CG04c when the year in which they first smoked cigarettes logically must be the current calendar year. Therefore, data from CG04c also are used in the creation of the edited variable for the year of first use of cigarettes.



In NSDUH, respondents were asked more detailed questions about different substances only if they reported lifetime use of that substance (or lifetime use of one or more drugs within a broader category, such as hallucinogens) on an initial "gate" question; these questions are subsequently referred to as gate questions because a report of use opens the "gate" to the administration of additional questions, and other reports that do not explicitly indicate use close the "gate."<sup>26</sup> Consequently, whether a NSDUH respondent was a user or nonuser of the substances of interest could be readily determined by reviewing the respondent's answers to the gate question on lifetime use of that substance (or category of substances).

For a NSDUH record to be considered usable, both of the following requirements must be met:

1. The lifetime cigarette question CG01 (i.e., "Have you ever smoked part or all of a cigarette?") had to have been answered as "yes" or "no." This requirement was set so that lifetime use or nonuse would be fully defined for at least one substance. Consequently, data about lifetime use or nonuse of cigarettes could be used in subsequent statistical imputations for other substances where lifetime use or nonuse was undefined.
2. Responses to questions on at least nine (9) of the following additional substances had to contain information about use or nonuse: (a) smokeless tobacco, (b) cigars, (c) alcohol, (d) marijuana, (e) cocaine (in any form), (f) heroin, (g) hallucinogens, (h) inhalants, (i) methamphetamine, (j) pain relievers, (k) tranquilizers, (l) stimulants (i.e., independent of methamphetamine), and (m) sedatives. Crack cocaine was not included in the usable case rule because the logic for asking about crack cocaine was dependent upon the respondent having answered the lifetime cocaine question as "yes." Although the CAI instrument also asked about pipe tobacco, this was not included in the usable case rule because there was only one other question about pipe tobacco in addition to the lifetime pipe tobacco use question.<sup>27,28</sup>

The usability criterion for smokeless tobacco through heroin was that lifetime use or nonuse must be determined. This same usability criterion was applied to the new module for methamphetamine in 2015. For the "multiple gate" modules for hallucinogens and inhalants, at least one gate question in the series for that module was required to have an answer of "yes" or "no."<sup>29</sup> Any of the following met the usability criteria for prescription drugs:

---

<sup>26</sup> In all substance use modules except those pertaining to hallucinogens, inhalants, pain relievers, tranquilizers, stimulants, and sedatives, the logic for asking more detailed questions about use of that drug was based on the answer to a single "yes/no" question (e.g., "Have you ever, even once, used marijuana or hashish?").

<sup>27</sup> For a more detailed discussion of the development of the usable case requirements for the transition to CAI in the 1999 survey, see the following reference: Kroutil, L., & Myers, L. (2002). Development of editing rules for CAI substance use data. In J. Gfroerer, J. Eyerman, & J. Chromy (Eds.), *Redesigning an ongoing national household survey: Methodological issues* (HHS Publication No. SMA 03-3768, pp. 85-109). Rockville, MD: Substance Abuse and Mental Health Services Administration, Office of Applied Studies.

<sup>28</sup> For more information about the development of the usable case requirements for the redesigned NSDUH questionnaire, see the following reference: Center for Behavioral Health Statistics and Quality. (2014). *National Survey on Drug Use and Health: 2012 Questionnaire field test final report*. Retrieved from <https://www.samhsa.gov/data/>

<sup>29</sup> For hallucinogens and inhalants, the logic for asking more detailed questions about use of that category of drugs was based on respondents' answers to multiple "yes/no" questions about the lifetime use or nonuse of

- past year use of at least one specific prescription drug in a category (e.g., pain relievers) was reported, or
- lifetime use or nonuse of any prescription drug in the category was reported, or
- past year nonuse of *all* specific prescription drugs was reported, regardless of whether lifetime use or nonuse can be determined.

The interview also included follow-up probes for respondents who initially refused to answer a gate question or an entire series of gate questions. Follow-up probes were included in the following modules that were relevant to the usable case rule: cigarettes, smokeless tobacco, cigars, alcohol, marijuana, cocaine, heroin, specific hallucinogens (i.e., LSD, PCP, Ecstasy/"Molly" [MDMA]), any use of inhalants, and methamphetamine. If respondents changed their initial refusal to a response of "yes" or "no," they were considered to have provided usable data to that drug's gate information.

In addition, the CAI program terminated interviews during the initial demographics questions if respondents were ineligible for the survey (i.e., under age 12 or on active duty in the U.S. military) or if respondents did not provide their birthdate or age. Also, interviews were not able to proceed if certain initial questions, such as gender and state of residence, were not answered by the interviewer. These ineligible or incomplete cases did not meet the usable case criteria because the interviews were terminated before the respondents were asked the first cigarette use question.

## Logical Editing

For selected key variables, response data were reviewed to identify and address inconsistent data among related variables or to replace missing data with nonmissing values. The routing logic in the CAI instrument reduced the opportunities for respondents to give inconsistent answers by skipping respondents past questions that did not apply to them. The occurrence of inconsistent data was reduced further through the use of consistency checks built into the CAI program that prompted respondents to resolve inconsistencies between related items. Nevertheless, there still were limited situations in which respondents could answer one question in a manner that was inconsistent with their answer to a previous question.

Logical editing was the first step in processing many of the variables on the file. This procedure used data within a respondent's record to identify and address inconsistencies among related variables within a given module of the interview (e.g., within the hallucinogens section). As part of this procedure, variables were identified that had been legitimately skipped because the condition(s) for asking the questions did not apply. As a general principle, responses from one module (e.g., hallucinogens) were not used to edit variables in another module (e.g.,

---

specific drugs within that category (e.g., lifetime use or nonuse of the following specific hallucinogens: lysergic acid diethylamide (LSD); phencyclidine (PCP); peyote; mescaline; psilocybin/mushrooms; Ecstasy or "Molly" [3,4-methylenedioxymethamphetamine (MDMA)]; ketamine; dimethyltryptamine (DMT), alpha-methyltryptamine (AMT), or "Foxy" (i.e., 5-MeO-DIPT [5-methoxy-di-isopropyltryptamine]); *Salvia divinorum*; or "any other" hallucinogen).



inhalants).<sup>30</sup> For this reason, data in one module may not be completely consistent with data in other modules. Subsequent discussion about editing in this section focuses on key substance use variables.

### **Editing Procedure for Substance Use Variables Other than Prescription Drugs**

This section provides an overview of editing procedures for variables pertaining to substances other than prescription drugs. Editing procedures for prescription drugs are described separately in the following section because the questionnaire is structured differently for the prescription drug questions.

In sections of the interview for tobacco, alcohol, marijuana, cocaine (including crack cocaine), heroin, hallucinogens, inhalants, and methamphetamine, logical editing and processing of substance use variables first involved identifying whether respondents had ever used or never used the substance of interest. Determining whether or not respondents had ever used a given substance (or any substance within a broader category, such as hallucinogens) included identifying situations in which respondents initially refused to answer a question about their lifetime use of a substance but then changed their answer to "yes" or "no" on follow-up. If respondents did not provide sufficient information about their use or nonuse of a particular substance (or category of substances, such as hallucinogens), their final status was assigned through statistical imputation procedures. If values pertaining to lifetime use or nonuse of a given substance were changed through the editing procedures, this editing was indicated through special codes that indicated that a response was logically inferred; documentation for these codes includes the phrase "LOGICALLY ASSIGNED." For example, if respondents did not report lifetime use of LSD (a specific hallucinogen) in question LS01a, but they specified use of it as some other hallucinogen they used, then they were logically inferred to be lifetime users of LSD.

After lifetime use or nonuse of a given substance had been determined as part of the editing procedures, edits were implemented for the variables that established when respondents last used a substance of interest. These edited recency-of-use variables were the precursors for the final, imputed measures that established the prevalence of use in the past 30 days, past 12 months, and lifetime.

The interview included follow-up probes for respondents who were lifetime users of a given substance but did not know or refused to report when they last used it. Respondents who initially did not know when they last used a substance were asked to give their "best guess" of when they last used it. Respondents who initially refused to report when they last used a substance were asked to reconsider answering the question. If respondents changed their initial answer of "don't know" or "refused" in response to these probes, the editing procedures incorporated data from these probes into the final, edited recency-of-use variables. For example, if respondents initially refused to report when they last used a substance but then reported in the

---

<sup>30</sup> One exception to the principle of not editing across modules involved situations in which responses in one module governed whether respondents were asked questions in another module. For example, if respondents reported never using heroin but they received substance abuse treatment in the past 12 months, they were not asked questions in the drug treatment module about current or past year treatment for heroin. Consequently, codes could be assigned to indicate that the respondents skipped out of the heroin treatment questions because they had never used it.

follow-up probe that they last used it more than 30 days ago but within the past 12 months, their edited recency indicated use in that period, in the absence of any information that was inconsistent with what they reported in the probe (see below).

For substances other than prescription drugs, situations were identified and flagged in which there were inconsistencies between a respondent's answer to a substance's recency question (or the answer in a follow-up probe) and other data in that module. For example, it would be inconsistent for a respondent to report last using a substance "more than 12 months ago" but also to report having first used it at his or her current age. In this example, the edited recency variable was set to a value of 9 (see documentation in the paragraph below), and the edited variable for the age at first use was set to the "bad data" code for missing data (see Standard Code Conventions). These inconsistencies then were addressed by statistically imputing final values for the affected recency variable and the other variable(s) where the data were inconsistent with the respondent's original answer to the recency question.

If values pertaining to the period when respondents last used a substance were changed through the editing procedures, special codes were assigned to indicate these edits had been done. The documentation for these codes included the phrase "LOGICALLY ASSIGNED." For example, a code of 8 in a substance's recency-of-use variable means "Used at some point in the past 12 months LOGICALLY ASSIGNED." Specifically, if a respondent reported using a substance more than 30 days ago but within the past 12 months but other data suggested the respondent may have used the substance more recently, this code of 8 indicated that at least it could be inferred the respondent was a user in the past 12 months (and potentially more recently). Similarly, a code of 9 ("Used at some point in lifetime LOGICALLY ASSIGNED") indicated the respondent was potentially a user in any period asked about for that particular substance, including the past 30 days. In particular, respondents were assigned a code of 9 if they initially answered "don't know" or "refused" to a substance's recency question and continued on follow-up to answer "don't know" or "refused" regarding when they last used it.

### **Editing Procedure for Prescription Drug Variables**

Beginning with the 2015 survey, respondents first were asked a series of screening questions about *any* use of specific prescription drugs (pain relievers, tranquilizers, stimulants, and sedatives) in the past 12 months (i.e., use or misuse) or any lifetime use if they did not report past year use. Respondents were asked about misuse in the past year of any of the specific prescription drugs they reported using in that period.

Consistent with the general editing principles described previously, an important component of editing the prescription drug variables beginning with 2015 involved determining whether respondents used (or misused) prescription drugs in their lifetime or in a particular period within their lifetime (e.g., within the past 12 months). If respondents reported any use of prescription drugs, the possibilities for most recent use were (a) use within the past 12 months, (b) use more than 12 months ago (i.e., if respondents explicitly reported they used no prescription drugs within that category within the past 12 months but they reported lifetime use), and (c) use at some point in the respondent's lifetime (i.e., if respondents reported lifetime use of any prescription drug in a given category but they had missing data for use in the past year of specific prescription drugs).

Because of the structure of the prescription drug questions beginning in 2015, respondents were not asked a specific question for their most recent misuse of any prescription drug in that category. Rather, variables for the most recent misuse of prescription pain relievers, tranquilizers, stimulants, and sedatives were created from respondents' answers to questions about the misuse of any prescription drug in the category in the past 30 days, misuse of specific prescription drugs in a given category in the past 12 months, and lifetime misuse of any prescription drug in the category. For example, if respondents reported misuse of one or more specific prescription drugs in a given category in the past 12 months and they reported they did not misuse any prescription drug in that category in the past 30 days, then it could be inferred the most recent misuse for that prescription drug category occurred more than 30 days ago but within the past 12 months.

As with other substances described in the previous section, respondents could provide "indefinite" information on when they last misused prescription drugs. For example, if respondents reported misuse of one or more specific prescription drugs in the past 12 months but they did not know or refused to report whether they misused any prescription drug in the past 30 days, it could be inferred these respondents misused prescription drugs in the past 12 months and potentially in the past 30 days. In these situations, an indefinite value for the most recent period of misuse was assigned to the variables created for the most recent misuse of pain relievers, tranquilizers, stimulants, and sedatives (e.g., "Used at some point in the past 12 months LOGICALLY ASSIGNED"), and a final, specific value was statistically imputed.

Also, respondents were logically inferred to have misused (or used) a specific prescription drug in the past 12 months if they did not report misuse of that drug in the past 12 months but they specified misuse of that drug as "some other drug" within that category (e.g., any other prescription pain reliever) they misused in the past 12 months. In addition, respondents were instructed not to report use or misuse of over-the-counter (OTC) drugs available without a prescription. Therefore, respondents whose reported past year misuse involved only OTC drugs were logically inferred not to have misused any prescription drug in that category in the past 12 months.

Details of the editing procedures for the drug use variables in 2019 will appear in the *2019 NSDUH Methodological Resource Book*.<sup>31</sup> Until that volume becomes available, refer to the *2018 NSDUH Methodological Resource Book* for documentation of these procedures.<sup>32</sup>

## **Standard Code Conventions**

Generally, the following codes have the same (or consistent) meanings across all variables. Exceptions are noted in the documentation for individual variables.

---

<sup>31</sup> See the reference in footnote [20](#).

<sup>32</sup> Center for Behavioral Health Statistics and Quality. (2019). *2018 National Survey on Drug Use and Health: Methodological resource book (Section 10, editing and imputation report)*. Retrieved from <https://www.samhsa.gov/data/>

91 or 991 or 9991, etc.	= NEVER USED [DRUG(s) OF INTEREST]
93 or 993 or 9993, etc.	= USED [DRUG] BUT NOT IN THE PERIOD OF INTEREST
94 or 994 or 9994, etc.	= DON'T KNOW
97 or 997 or 9997, etc.	= REFUSED
98 or 998 or 9998, etc.	= BLANK (i.e., not answered; not asked the question)
99 or 999 or 9999, etc.	= LEGITIMATE SKIP

The following analogous codes also were assigned as part of the logical editing process, with exceptions being noted in the documentation for specific variables:

81 or 981, 9981, etc.	= NEVER USED [DRUG(s) OF INTEREST] Logically assigned
83 or 983, 9983, etc.	= USED [DRUG] BUT NOT IN THE PERIOD OF INTEREST Logically assigned
85 or 985, 9985, etc.	= BAD DATA Logically assigned (i.e., usually inconsistent with other data)
89 or 989, or 9989, etc.	= LEGITIMATE SKIP Logically assigned

The codes of 81, 83, 85, and 89 were given values in the 80s to signify that existing values were overwritten during editing. For example, if a respondent was somehow routed into the youth experiences module but that respondent was subsequently classified as being 18 or older, any answer the respondent gave in the youth experiences module was overwritten with codes of 89 (or 989, etc.). These codes signify this adult respondent logically was not eligible to be asked the youth experiences questions.

Codes of 85 (or 985, etc.), 94 (or 994, etc.), 97 (or 997, etc.), and 98 (or 998, etc.) are codes for missing data. In particular, codes of 98 (i.e., blank) could occur in the data for the following primary reasons:

- the respondent broke off the interview before reaching a particular question or section;
- in situations where respondents were asked to specify something, such as the name of some other drug they had used, respondents typed only blank spaces; or
- the CAI program skipped the respondent past a question, but there was some uncertainty as to whether the skipped question applied or did not apply to the respondent (e.g., if subsequent questions about a drug were skipped because the respondent did not know whether he or she ever used that drug).

## Statistical Imputation

Statistical imputation refers to the substitution of acceptable estimated values for missing values. These imputed values cannot be directly distinguished from nonimputed values. Using statistical imputation, missing data were replaced with nonmissing values for selected variables.

These variables can be identified in the codebook by their labels, within which can be found the words "IMPUTATION REVISED" or abbreviations such as "IMP REV." In addition, most imputation-revised variables have names with the prefix "IR." (Although no missing data are possible for gender, the "IR" prefix for IRSEX is maintained for continuity with past years.) Associated indicator variables tell the user which values are imputed and which ones are not. These indicator variables have the words "IMPUTATION INDICATOR" or abbreviations such as "IMP IND" in their labels and are identified with the prefix "II." For some imputation-revised variables, additional imputation indicators are available, identified with the prefix "II2," giving more details about the source of the imputed or logically assigned value. In most cases, the imputation-revised variable can be traced to a specific question in the questionnaire. However, the imputation-revised variable occasionally corresponds to an edited variable derived from several questions in the questionnaire.

With the 2019 survey, the drug use variables that underwent imputation were recency of (mis)use (i.e., "misuse" or "use"), frequency of use in the past 12 months, frequency of (mis)use in the past 30 days, past year initiation status, age at first (mis)use, and date of first (mis)use. Age at first daily cigarette use and binge drinking frequency<sup>33</sup> in the past 30 days were also drug use variables that underwent statistical imputation. Beginning in 2015, drug use variables undergoing imputation also included substance dependence and abuse (use disorder) for hallucinogens, inhalants, methamphetamine, and prescription drugs (i.e., pain relievers, tranquilizers, stimulants, and sedatives). Substance dependence and abuse for other substances continue to be zero-filled (i.e., missing data are treated as negative responses) to maintain trends with previous years.

Imputation of missing values in these drug use variables was accomplished using two imputation procedures developed specifically for NSDUH. The first method, predictive mean neighborhood (PMN), has been used to impute missing values in the survey since 1999 and is a combination of model-assisted and nearest neighbor hot-deck imputation methods. The second imputation method used to impute missing values for some drug use and substance dependence or abuse variables, modified predictive mean neighborhood (modPMN), is so named because it includes both simplifications and modifications to the PMN methodology and has been used for selected variables on NSDUH since 2015. The modPMN procedure uses the model-assisted imputation methodology of the PMN approach while also permitting the user to cycle through a set of related variables multiple times. The PMN method also was used in the 2019 survey to impute missing values in the demographic, employment status, immigrant status, income, insurance, and roster-derived household composition variables, as well as variables associated with responding pairs. One group of variables for which neither the PMN method nor the modPMN method was used is nicotine dependence. Instead, a weighted least squares regression was used to obtain continuous predicted means, which in turn were used directly as imputed

---

<sup>33</sup> Binge alcohol use is defined as drinking five or more drinks on the same occasion for males and drinking four or more drinks on the same occasion for females (i.e., at the same time or within a couple of hours of each other) on at least 1 day in the past 30 days. Heavy alcohol use is defined as drinking five or more drinks on the same occasion for males or drinking four or more drinks of the same occasion for females on each of 5 or more days in the past 30 days; all heavy alcohol users are also binge alcohol users.

values for this set of variables. More details on the methods used for imputation can be found in the *2019 NSDUH Methodological Resource Book*, which will be available in 2021.<sup>34</sup>

For all imputation-revised variables except those associated with nicotine dependence, the levels within the variables are limited to the valid responses in the interview itself. If neither editing nor imputation was required for any of these variables, the levels for the edited and imputation-revised variables are the same, with each level corresponding to a valid interview response. If an edited variable has a logically assigned value for which no imputation was required, that logically assigned value was converted to the associated valid interview response in the imputation-revised variable. Finally, levels in the edited variable not corresponding to a valid interview response indicate the information available for that respondent was incomplete and, consequently, imputation was required. In the imputation-revised variable, these levels were replaced by imputed values corresponding to valid interview responses, which were made consistent with any preexisting information related to that variable. Examples of levels indicating incomplete information include "bad data," "don't know," and "refused." Also, in the case of recency of use, some levels in the edited variable describe a more general recency than was designated from a valid interview response, which, in the imputation-revised variable, were replaced by imputed values consistent with the general recency level.

### **Imputation Indicators**

For each variable including imputed values, concomitant indicator variables distinguish imputed from nonimputed values. These associated variables have names nearly identical to the imputation-revised variables, except that the IR prefix was replaced by an II or an II2. In general, the imputation indicator variables with the II prefix have three levels:

- 1 = From interview
- 2 = Logically assigned
- 3 = Statistically imputed.

These levels indicate whether the imputation-revised variable's value originated from interview responses, was logically assigned in the editing process, or was imputed. In some cases, the routing inherent in NSDUH prevented a respondent from answering certain questions because of his or her responses to previous questions. For the drug use variables, if a respondent had been skipped out of a question, the response in the imputation-revised variables is coded as "never used" or is coded to indicate the respondent had not used in the relevant time period. For other variables where this occurred, the imputation-revised variable has a level with a label indicating a legitimate skip. The imputation indicators associated with these variables also have an additional level, which likewise has a label indicating a legitimate skip. Typically, this level is given as 9 (= Legitimate skip), often with an accompanying explanation for the skip.

Variables having an additional set of imputation indicators, as denoted by the prefix "II2," are IRHOGP4, IRWRKSTAT18, IRWRKSTAT, and the recency and frequency of drug use variables. Beginning in 2015 for smokeless tobacco, inhalants, hallucinogens, Ecstasy, ketamine, DMT/AMT/Foxy, *Salvia divinorum*, methamphetamine, and prescription drugs (i.e.,

---

<sup>34</sup> See the reference in footnote [20](#).

pain relievers, tranquilizers, stimulants, and sedatives), only one set of imputation indicators denoted by the prefix "II" was created. For this set of drugs, these imputation indicators contain the more detailed breakdown of statistically imputed cases typically found in the variables with the prefix "II2" for all remaining drugs as described below. For IRHOGP4, the II2 variable is simply a more detailed description of the sources of information for these variables. For IRWRKSTAT18 and IRWRKSTAT, the II2 variables provide more details about the constraints on imputed values, where the legitimate skip levels are equivalent to those given by the II variables. The drug use II2 variables are a result of the implementation of the flag-and-impute editing procedures on the recency-of-use data. Greater details on these editing procedures are given in the Logical Editing section of this introduction. With these editing procedures, inconsistent responses in the recency-of-use variables were replaced by more general, consistent responses. Subsequently, the specific responses then were imputed. If the response from a recency-of-use variable was considered partially known, such as past year use of a given drug with the more specific recency unknown, imputed values had to be limited to what was consistent with this incomplete information. The types of partial information available for a given variable are as follows:

- 8 = Used at some point in the past 12 months LOGICALLY ASSIGNED
- 9 = Used at some point in lifetime LOGICALLY ASSIGNED
- 14 = Used more than 12 months ago LOGICALLY ASSIGNED
- 19 = Used more than 30 days ago LOGICALLY ASSIGNED
- 29 = Used more than 30 days ago but in the past 3 years LOGICALLY ASSIGNED
- 39 = Used within the past 3 years LOGICALLY ASSIGNED
- 83 = Did not misuse within the past 12 months, lifetime misuse unknown LOGICALLY ASSIGNED.

Four of these levels (14, 19, 29, and 39) are for tobacco product use only, and the last level (83) is for pain relievers, tranquilizers, stimulants, and sedatives only. In the imputation indicator for recency of drug use variables, level 3 indicates statistical imputation, but no detail is given regarding any available partial information. The II2 variable breaks out the II level 3 into the following levels for nonprescription drugs:

- 3 = Statistically imputed data - lifetime use imputed
- 4 = Statistically imputed data - edited recency = 9
- 5 = Statistically imputed data - edited recency = 8
- 6 = Statistically imputed data - edited recency = 19
- 7 = Statistically imputed data - edited recency = 14
- 8 = Statistically imputed data - edited recency = 29
- 9 = Statistically imputed data - edited recency = 39.

For the prescription drugs (i.e., pain relievers, tranquilizers, stimulants, and sedatives), the levels of the imputation indicator variables for recency of misuse also contained information

on whether the recency variable associated with any use in the past year or lifetime required imputation. For these drugs, the statistically imputed cases are broken out into the following levels to account for this additional source of information:

- 3 = Statistically imputed data - recency of any use imputed
- 4 = Statistically imputed data - recency of any use known
- 5 = Statistically imputed data - edited recency = 9
- 6 = Statistically imputed data - edited recency = 8
- 7 = Statistically imputed data - edited recency = 83.

### Constraints and Consistency

The imputation of missing values in the demographics and drug use variables was subject to numerous constraints to ensure imputed values would be consistent with preexisting, nonmissing values. For multivariate analyses, the imputation-revised variables should be used as long as these variables all come from the same section of the interview. On the other hand, no attempt was made to ensure consistency between the imputation-revised variables from different sections of the questionnaire or between variables that undergo imputation and those that do not. For example, the question on the most recent use of cocaine (CCLAST3) from the cocaine section of the questionnaire undergoes imputation, and every attempt is made to ensure this variable is consistent with other nonmissing information from the same section of the questionnaire, such as age at first use and frequency of use. However, it is possible for the imputation-revised cocaine recency variable (IRCOCRC) to be inconsistent with the question on the most recent use of cocaine with a needle (SD06), which does not undergo imputation, from the special drugs section of the codebook. Therefore, for analyses of relationships requiring imputation-revised variables from multiple sections of the interview or a combination of imputation-revised variables and variables not undergoing imputation, simultaneous use of these variables may not be appropriate.

### Variance Estimation of Estimated Numbers of Individuals

Prevalence rates are the proportions of the population who exhibit characteristics of interest (such as substance use). Let  $\hat{p}_d$  represent the prevalence rate of interest for domain  $d$ . Then  $\hat{p}_d$  would be defined as the ratio

$$\hat{p}_d = \frac{\hat{Y}_d}{\hat{N}_d},$$

where  $\hat{Y}_d = \sum_{i \in S} w_i \delta_i y_i$ , which represents the estimated number of individuals with the characteristic of interest in domain  $d$ ;  $\hat{N}_d = \sum_{i \in S} w_i \delta_i$ , which represents the estimated total number of individuals in the domain  $d$ ;  $S$  represents the sample;  $w_i$  represents the analysis weight;  $\delta_i$  represents an indicator variable defined as 1 if the  $i$ th sample unit is in domain  $d$  and



is equal to 0 otherwise; and  $y_i$  represents an indicator variable defined as 1 if the  $i$ th sample unit exhibits the characteristic of interest and is equal to 0 otherwise.

The sampling error of an estimate is the error caused by the selection of a sample instead of conducting a census of the population. The sampling error may be reduced by selecting a large sample and/or by using efficient sample design and estimation strategies, such as stratification, optimal allocation, and ratio estimation. The use of probability sampling methods in NSDUH allows estimation of sampling error from the survey data. The standard errors (SEs, which are the square roots of the variances) are used to identify unreliable estimates and to test for the statistical significance of differences between estimates.

Suitable software packages, such as SUDAAN,<sup>35</sup> can be used to calculate direct estimates of  $\hat{Y}_d$  and  $\hat{N}_d$  (and, therefore,  $\hat{p}_d$ ) and also can be used to estimate their respective SEs.

Although SEs of the estimates of means and proportions can be calculated appropriately in software (such as SUDAAN) using a Taylor series linearization approach, SEs of the estimates of totals may be underestimated in situations where the domain size is poststratified to data from the U.S. Census Bureau.

When the domain size,  $\hat{N}_d$ , is free of sampling error, the following formula is an alternative to using SUDAAN to estimate the SE for the total number of individuals with a characteristic of interest is (e.g., substance users):

$$SE(\hat{Y}_d) = \hat{N}_d SE(\hat{p}_d).$$

This alternative SE estimation method is theoretically correct when the domain size estimates,  $\hat{N}_d$ , are among those forced to match their respective U.S. Census Bureau population estimates through the weight calibration process.<sup>36</sup> In these situations,  $\hat{N}_d$  is not subject to a sampling error induced by the NSDUH design. For an estimated number,  $\hat{Y}_d$ , where the domain  $\hat{N}_d$  is not fixed (i.e., where domain size estimates are not forced to match the U.S. Census Bureau population estimates), this alternative SE estimation method still may provide a good approximation if it can be assumed that the sampling variation in  $\hat{N}_d$  is negligible relative to the sampling variation in  $\hat{p}_d$ . This is a reasonable assumption for many situations in this study.

For some subsets of domain estimates, using this alternative SE estimate method where domain sizes are not fixed yielded an underestimate of the SE of a total because  $\hat{N}_d$  was subject to considerable variation. Because of this underestimation, the alternative SE estimation method was not implemented when  $\hat{N}_d$  was not fixed.

A "mixed" method approach can be used to improve the accuracy of SEs and to better reflect the effects of poststratification on the variance of total estimated numbers of individuals.

---

<sup>35</sup> See the reference in footnote 23.

<sup>36</sup> See the reference in footnote 20.

This approach assigns the method of SE calculation to domains (subgroups for which the estimates were calculated) so that all estimates among a select set of domains with fixed  $\hat{N}_d$  were calculated using the alternative SE estimate method above, and all other estimates were calculated directly in SUDAAN. The use of such SEs for the estimated number of individuals did not affect the SE estimates for the corresponding proportions because all of the SEs for means and proportions are calculated directly in SUDAAN. [Table 1](#) includes the domains that should utilize the alternative SE method due to fixed  $\hat{N}_d$  for the 2019 public use file.

**Table 1. Demographic Domains for the Public Use File That Should Use the Alternative Standard Error Estimation Method for Calculating the Standard Errors of the Estimated Number of Individuals, Totals: 2019**

Main Effect	Two-Way Interaction
<b>Age Group</b> 12-17 18-25 26-34 35+ Collapsed Age Categories from Above <sup>1</sup>	<b>Age Group × Gender</b> (e.g., Males Aged 12 to 17)
<b>Gender</b> Male Female	
<b>Race/Ethnicity</b> Hispanic or Latino Not Hispanic or Latino, White <sup>2</sup>	

NSDUH = National Survey on Drug Use and Health; SE = standard error.

Note: The alternative SE estimation method for the estimated number of individuals (totals),  $SE(\hat{Y}_d) = \hat{N}_d SE(\hat{P}_d)$ , is applied when the domain size estimates,  $\hat{N}_d$ , are among those forced to match their respective U.S. Census Bureau population estimates through the weight calibration process.

Note: The alternative SE estimation method does not affect the SEs for the corresponding means and proportions. These latter SEs are calculated directly in SUDAAN<sup>®</sup>, whereas the alternative SE estimation method is computed outside of SUDAAN using the formula provided in the first note. See the following reference: RTI International. (2013). *SUDAAN<sup>®</sup> language manual, Release 11.0.1*. Research Triangle Park, NC: Author.

Note: Domains in this table are different from those in Table 3.1 of the 2019 NSDUH's methodological summary and definitions report because of different adjustments applied to the weights on the public use file. See the following reference: Center for Behavioral Health Statistics and Quality. (2020). *2019 National Survey on Drug Use and Health: Methodological summary and definitions*. Retrieved from <https://www.samhsa.gov/data/>

<sup>1</sup> Main effect age group categories shown in the table can be collapsed to form broader age group categories (e.g., 12 or older, 18 or older, 18 to 34, 12 to 25). Collapsed main effect age group categories and two-way interactions with other main effect demographic domains shown (e.g., males aged 35 or older) also use the alternative SE estimation method because the collapsed main effects will sum to the census totals for the category being defined. However, broader age groups including only a subset of the main effect age groups (e.g., 12 to 20, 21 or older, 15 to 44), age groups finer than the main effect age groups (e.g., 12 and 13, 18 to 20), or two-way interactions of these types of collapsed age categories with other main effect domains (e.g., females aged 15 to 44) should not use the alternative SE estimation method.

<sup>2</sup> This domain is considered a two-way interaction. Thus, any additional domains crossed with Not Hispanic or Latino, White (e.g., Not Hispanic or Latino, Whites aged 18 to 25) represent three-way interactions that do not use the alternative SE estimation method.

Source: SAMHSA, Center for Behavioral Health Statistics and Quality, National Survey on Drug Use and Health, 2019.

## Statistical Significance of Differences

Due to the 2002 NSDUH methodology changes, the 2002 data constituted a new baseline for tracking trends in substance use and other measures. *As noted previously, it is not considered appropriate to make comparisons of the 2002 through 2019 NSDUH estimates with 2001 and earlier NHSDA estimates to assess changes in substance use over time. If comparisons such as these are made, it is recommended they be interpreted with caution. For a more detailed description of the changes to the 2002 NSDUH methodology, see Appendix C of the Results from the 2002 National Survey on Drug Use and Health: National Findings.<sup>37</sup> Additionally, a partial questionnaire redesign in 2015 caused many estimates to break trends. Further questionnaire updates since 2015 could also affect the comparability of some measures. For the effects of questionnaire changes since 2015 on trends, see the codebook notes for more detailed information.*

Customarily, the observed difference between estimates is evaluated in terms of its statistical significance. Statistical significance is based on the  $p$  value of the test statistic and refers to the probability that a difference as large as that observed would occur due to random variability in the estimates if there were no difference in the prevalence estimates for the population groups being compared. The significance of observed differences is generally reported at the .05 level when the  $p$  value is defined as less than or equal to the designated significance level.

When comparing prevalence estimates, one can test the null hypothesis (no difference between prevalence estimates) against the alternative hypothesis (there is a difference in prevalence estimates) using the standard difference in proportions test expressed as

$$Z = \frac{\hat{p}_1 - \hat{p}_2}{\sqrt{\text{var}(\hat{p}_1) + \text{var}(\hat{p}_2) - 2 \text{cov}(\hat{p}_1, \hat{p}_2)}}$$

where  $\hat{p}_1$  = first prevalence estimate,  $\hat{p}_2$  = second prevalence estimate,  $\text{var}(\hat{p}_1)$  = the estimated variance of the first prevalence estimate,  $\text{var}(\hat{p}_2)$  = the estimated variance of the second prevalence estimate, and  $\text{cov}(\hat{p}_1, \hat{p}_2)$  = the estimated covariance between  $\hat{p}_1$  and  $\hat{p}_2$ . Note that the first and second prevalence estimates may take the form of prevalence estimates from two different survey years (e.g., 2018 and 2019, respectively), prevalence estimates from sets of combined survey data (e.g., 2016-2017 annual averages and 2018-2019 annual averages, respectively), or prevalence estimates for populations of interest within a single survey year. For more information on the various types of tests, see Chapter 7 in the 2018 statistical inference report.<sup>38</sup>

---

<sup>37</sup> Office of Applied Studies. (2003). *Results from the 2002 National Survey on Drug Use and Health: National findings* (HHS Publication No. SMA 03-3836, NSDUH Series H-22). Rockville, MD: Substance Abuse and Mental Health Services Administration.

<sup>38</sup> Center for Behavioral Health Statistics and Quality. (in press). *2018 National Survey on Drug Use and Health: Methodological resource book (Section 13, Statistical inference report)*. Rockville, MD: Substance Abuse and Mental Health Services Administration.

Under the null hypothesis,  $Z$  is asymptotically distributed as a normal random variable. Therefore, calculated values of  $Z$  can be referred to as the unit normal distribution to determine the corresponding probability level (i.e.,  $p$  value). Because the covariance term between the two estimates is not necessarily zero, SUDAAN<sup>39</sup> may be used to compute estimates of  $Z$  along with the associated  $p$  values such that the covariance term is calculated by taking the sample design into account. A similar procedure and formula for  $Z$  is used for testing between the estimated totals.

When comparing outcomes of interest for all data points across all years of interest (e.g., 2002 to 2019 for past month cigarette use), linear and quadratic trend testing can be conducted using SUDAAN. Linear trend testing indicates whether estimates have decreased, increased, or remained steady over the period of interest. Quadratic trend testing indicates whether estimates have leveled off or changed direction over the period of interest. For more information on computing linear trend tests, see the 2018 statistical inference report.<sup>40</sup>

When comparing population subgroups defined by three or more levels of a categorical variable, log-linear chi-square tests of independence of the subgroup and the prevalence variables should be conducted first to control the error level for multiple comparisons. If Shah's Wald  $F$  test (transformed from the standard Wald chi-square and computed in SUDAAN) indicates overall significant differences, the significance of each particular pairwise comparison of interest should be tested using SUDAAN analytic procedures to properly account for the sample design.<sup>41</sup>

If SUDAAN is not available to compute the significance testing, using published estimates can provide similar testing results. When comparing prevalence rates shown with SEs,  $t$  tests that assume independence for the difference of proportions can be performed and usually will provide the same results as tests performed in SUDAAN. However, where the  $p$  value is close to the predetermined level of significance, results may differ for two reasons: (1) the covariance term is included in the SUDAAN tests, whereas it is not included in  $t$  tests that assume independence; and (2) the reduced number of significant digits shown in the published estimates may cause rounding errors in the  $t$  tests assuming independence.

Although not generated in all NSDUH publications, some publications do include sampling error in the form of 95 percent confidence intervals (CIs). CIs for NSDUH are computed using degrees of freedom ( $df$ ) and critical values of the  $t$ -distribution, which will change dependent on which sample of data is being analyzed. For more information about computing CIs and  $df$ , see Chapter 8 and 6, respectively, in the 2018 statistical inference report.<sup>42</sup> In terms of testing for differences between prevalence rates shown with 95 percent CIs, it is

---

<sup>39</sup> See the reference in footnote [23](#).

<sup>40</sup> See the reference in footnote [38](#).

<sup>41</sup> See the reference in footnote [23](#).

<sup>42</sup> See the reference in footnote [38](#).



important to note that two overlapping 95 percent CIs do not imply their rates are statistically equivalent at the 5 percent level of significance.<sup>43</sup>

## Confidentiality of Data

To protect the confidentiality of respondents to the 2019 NSDUH, the full analytic file of 67,625 individuals was treated using a statistical disclosure limitation method called MASSC,<sup>44,45,46</sup> which consists of the following four major steps: **Micro Agglomeration**, optimal probabilistic **Substitution**, optimal probabilistic **Subsampling**, and optimal sampling weight **Calibration**. All directly identifying information (such as name, phone number, and address) on the file was eliminated. In addition, census region, state, and other geographic identifiers were removed. Moreover, the household link between respondents from the same household was not included in the public use file.

All of the variables on the file were reviewed for the possibility of identifying a respondent by combining a number of them at one time. Variables considered to have a high potential of personal identification, as well as a high value for analysis, were treated by standard procedures of categorization and top-and-bottom coding. Using the selected key identifying variables, the data were partitioned into risk strata in the micro agglomeration step to control for the level of treatment based on the records' risk status in the subsequent MASSC steps. In addition, two other techniques were used in MASSC to introduce sufficient uncertainty for anyone who attempted to identify an individual and his or her confidential responses. First, on a random basis, a sample of records was drawn, and variables were substituted from a similar donor record. This step, referred to as substitution, introduces uncertainty about the identity of a record in the database. This process makes it difficult for an intruder to be certain that any record corresponds to a specific individual because some of the variables used to identify the record may have come from other individuals. Second, a portion of the records was randomly removed from the file to reduce the probability of determining that any known respondent was in the public use file. This step, referred to as subsampling, introduces further uncertainty about the

---

<sup>43</sup> For additional information, see the following reference: Payton, M. E., Greenstone, M. H., & Schenker, N. (2003). Overlapping confidence intervals or standard error intervals: What do they mean in terms of statistical significance? *Journal of Insect Science*, 3, 34. <https://doi.org/10.1673/031.003.3401> . Also see the following reference for further details: Schenker, N., & Gentleman, J. F. (2001, August). On judging the significance of differences by examining the overlap between confidence intervals. *American Statistician*, 55(3), 182-186. <https://doi.org/10.1198/000313001317097960> 

<sup>44</sup> Singh, A. C. (2002). *Method for statistical disclosure limitation* (U.S. Patent Application Pub. No. US 2004/0049517A1). Research Triangle Park, NC: RTI International. The patent was granted in June 2006 (Patent No. US7058638B2).

<sup>45</sup> Singh, A. C., Yu, F., & Dunteman, G. H. (2003). MASSC: A new data mask for limiting statistical information loss and disclosure. In *Proceedings of the Joint UNECE/EUROSTAT Work Session on Statistical Data Confidentiality, Luxembourg* (Working Paper No. 23, pp. 373-394). Geneva, Switzerland: United Nations Statistical Commission and Economic Commission for Europe Conference of European Statisticians, European Commission Statistical Office of the European Communities (EUROSTAT).

<sup>46</sup> Singh, A., Yu, F., & Wilson, D. H. (2004, August). Measures of information loss and disclosure risk under MASSC treatment of micro-data for statistical disclosure limitation. In *Proceedings of the 2004 Joint Statistical Meetings, American Statistical Association, Section on Survey Research Methods, Toronto, Canada* (pp. 4374-4381). Alexandria, VA: American Statistical Association.

presence of a target record in the database. The result is that there is a very small probability of identifying an individual from the file.

Substitution and subsampling were done while simultaneously constraining the resultant file to a minimal increase in bias and a minimal decrease in precision for numerous estimates of drug use prevalence across a number of domains. In addition, the weights on the final file were recalibrated to known totals from the full restricted-use analytic file so as to minimize the decrease in precision owing to the two techniques noted above (for details, see the section on Public Use File Weight Calibration). Under the MASSC framework, both disclosure risk and information loss are controlled and measured simultaneously.

A further disclosure control procedure includes the treatment of the design variables VEREP (variance estimation [pseudo] replicate within stratum) and VESTR (variance estimation [pseudo] stratum).<sup>47</sup> These replicate and stratum identifiers were treated by coarsening, substitution, and scrambling. Similar to the 2014 to 2018 public use files, the 2019 public use file's variance estimation stratum variable VESTR was aggregated into 50 pseudo-strata due to the sample redesign since the 2014 NSDUH, whereas in 2013 and prior years, there were 60 pseudo-strata. In addition, certain variables were recoded (e.g., by collapsing of rare levels), collapsed (e.g., by combining low frequency variables) to make composite variables, or locally suppressed (e.g., by setting to missing values) for confidentiality reasons.

These statistical disclosure limitation methods have been implemented in such a way that the public use file continues to be representative of civilian members of the noninstitutionalized population in the United States.


## Public Use File Weight Calibration

As noted in the previous section on Confidentiality of Data, after the substitution step in MASSC, some respondents have their identifying variables changed, and after the subsampling step, a dataset that is a subset of the original full sample of the analytic data file is produced. Thus, weight calibration is needed in which the public use file weights are calibrated to the full sample totals to reduce bias due to substitution and variance due to subsampling.

In the subsampling step, the SAS procedure SURVEYSELECT was used to select a subsample based on the selection probabilities obtained from the subsampling step for each record. The Chromy sampling method<sup>48</sup> was used to sequentially draw a random subsample within each stratum defined by the sampling design variables VEREP and VESTR (i.e., the analytic full sample design variables before disclosure treatment).<sup>49</sup> For each record, SAS generated a weight adjustment, which is approximately the inverse probability of selection for that record. The original analysis weight ANALWT was multiplied by this weight adjustment to get an intermediate subsample weight ANALWT2. This step accounts for the different

---

<sup>47</sup> See the reference in footnote 38.

<sup>48</sup> Chromy, J. R. (1979). Sequential sample selection methods. In *Proceedings of the 1979 American Statistical Association, Survey Research Methods Section, Washington, DC* (pp. 401-406). Retrieved from <http://www.asasrms.org/Proceedings/index.html> 

<sup>49</sup> See the reference in footnote 38.



subsampling rates for the respondents and ensures that the total weight of the subsample (ANALWT2) is close to the total weight of the original sample (ANALWT).


In the calibration step, ANALWT2 was further adjusted so that the sum of the final public use file weights matched the sum of ANALWT from the original analytic data for a set of main study variables and auxiliary variables (which were select identifying variables, such as demographic variables). This process, known as calibration in MASSC, is a poststratification adjustment and helps reduce bias due to substitution and variance due to subsampling. The generalized exponential model (GEM) developed by Folsom and Singh<sup>50</sup> was used for this poststratification, and the control totals used for poststratification were the final analysis weight ANALWT from the full analytic dataset. Note that ANALWT in turn was poststratified to annual population counts obtained from the U.S. Census Bureau. Variables (both main effects and two-way interactions) used in the weight calibration in GEM modeling were typically demographic variables. Sometimes, a few of the variables were dropped or collapsed if they had a zero or a small sample size or if the model had convergence issues. The sampling weights on the public use file were adjusted for subsampling and calibrated with respect to approximately 45 demographic domains. A sublist of the domains that match their respective U.S. Census Bureau population estimates can be found in [Table 1](#) (shown earlier), where an alternative way can be used to estimate SEs of the totals; for details, see the section on Variance Estimation of Estimated Numbers of Individuals.

For each record on the public use file, the final weight after calibration was referred to as ANALWT\_C, which is the product of ANALWT2 and the weighting adjustment factor from GEM. The sum of ANALWT\_C on the public use file is identical to the sum of ANALWT on the full analytic file, both overall and by values of the calibration variables in [Table 1](#).

## Public Use File Estimates and Standard Errors

A number of variables were reviewed after the above disclosure avoidance process was completed in order to determine the impact of these techniques on the bias and precision of estimates compared with those from the full (i.e., untreated or restricted-use) file. These variables included both variables for which partial records were substituted and other variables that were not perturbed. In addition, the change in precision in estimates was studied for 340 combinations of 34 domains and 10 response variables (e.g., the combination of past month alcohol use in the 12 to 17 age group). The ratio of the estimates from the public use file and the full restricted-use file was calculated for each domain and response variable combination. The average ratio over the 34 domains for the 10 response variables was within the 0.99 to 1.02 range. Similarly, to assess the decrease in precision, the SE was compared between the public use file and the full restricted-use file. For the 10 response variables, the average increase in SEs over the 34 domains was about 0.5 to 9 percent, with the exception of HALLUCFLAG (lifetime hallucinogens used flag) and SEDNMFLAG (lifetime sedatives misused flag), which had an average increase in the SE of about 11 and 13 percent, respectively.

---

<sup>50</sup> Folsom, R. E., & Singh, A. C. (2000). The generalized exponential model for sampling weight calibration for extreme values, nonresponse, and poststratification. In *Proceedings of the 2000 Joint Statistical Meetings, American Statistical Association, Survey Research Methods Section, Indianapolis, IN* (pp. 598-603). Retrieved from <http://www.asasrms.org/Proceedings/index.html> 

Survey analysis software can be used (along with the weight variable ANALWT\_C and the public use file design variables VEREP and VESTR) to produce estimates and their SEs. [Tables 2](#) and [3](#) show the ratios of the prevalence estimates and their SEs calculated from the public use file to those calculated from the full restricted-use file for certain demographic domains not included in the calibration constraints.

[Table 2](#) shows the ratios of prevalence estimates and SEs from the public use file subsample to the full sample for past month marijuana use, a relatively high prevalence drug. [Table 3](#) shows the same ratios for past year heroin use, a relatively low prevalence drug. The results are shown for seven demographic domains.

**Table 2. Past Month Marijuana Prevalence and Standard Error Ratios of the Public Use File Subsample to the Full Sample, by Seven Domains: 2019**

Domain	Prevalence Ratio	Standard Error Ratio
Non-Hispanic American Indian or Alaska Native	1.04	0.98
Non-Hispanic Native Hawaiian or Other Pacific Islander	1.02	0.71
Non-Hispanic Asian	0.96	1.03
Non-Hispanic Two or More Races	1.00	1.05
Household with Four Members	0.99	1.09
Household with Five Members	1.01	1.06
Household with Six or More Members	1.00	1.18

Note: *Ratio = (Public use file subsample estimate / Full sample estimate)*.

Source: SAMHSA, Center for Behavioral Health Statistics and Quality, National Survey on Drug Use and Health, 2019.

**Table 3. Past Year Heroin Prevalence and Standard Error Ratios of the Public Use File Subsample to the Full Sample, by Seven Domains: 2019**

Domain	Prevalence Ratio	Standard Error Ratio
Non-Hispanic American Indian or Alaska Native	1.08	1.12
Non-Hispanic Native Hawaiian or Other Pacific Islander	1.03	1.03
Non-Hispanic Asian	..	..
Non-Hispanic Two or More Races	1.03	1.07
Household with Four Members	1.01	1.14
Household with Five Members	1.04	1.06
Household with Six or More Members	1.07	1.09

Note: *Ratio = (Public use file subsample estimate / Full sample estimate)*. Missing cells (signified by two dots) are due to a zero-observed prevalence rate in certain race/ethnicity domains.

Source: SAMHSA, Center for Behavioral Health Statistics and Quality, National Survey on Drug Use and Health, 2019.



Users of the public use file are cautioned against analyzing and interpreting near zero or low prevalence outcomes and estimates based on small sample sizes. Public use file users are encouraged to implement suppression criteria<sup>51</sup> in order to eliminate estimates considered to have low precision.

Information on how to define options for analyzing NSDUH public use file data along with sample SUDAAN, SAS, and Stata code for producing estimates, performing statistical tests of differences, and fitting linear or logistic regression models are provided in an appendix titled Sample SUDAAN<sup>®</sup>, SAS<sup>®</sup>, and Stata Code and PUF Estimates. Additionally, a few sample tables produced from the 2019 NSDUH public use file are included in that appendix so that a user can ensure that public use file data are downloaded correctly by replicating the estimates in those tables.

## Special Types of Analyses

Data file users who wish to analyze data from multiple survey years, including 2019 (e.g., 2002 through 2019<sup>52</sup>), should first sort the combined data by the sample design variables VESTR and VEREP. These variables then are specified in a software package, such as SUDAAN, to automatically account for the 50 percent overlap between successive years when estimating variances and SEs. The final public use file person-level analysis weight on the data file should be used when analyzing data for any single year or when comparing estimates between years within a combined file containing data from multiple years. However, estimation of the annual average number of individuals who have engaged in a particular behavior based upon pooled data from multiple years requires adjustment to the analysis weights. These adjusted weights would be created as the final weight divided by the number of years of combined data (e.g., the person-level weight divided by 18 for estimates based on the 18-year combined data from 2002 through 2019).

If a data file user is interested in generating estimates using some combination of quarter-level data, a sample weight can be created using the person-level analysis weight as follows:

$$\begin{aligned} \text{New Weight} &= (4/q) * \text{Person-Level} && \text{If the record represents a respondent in} \\ & \text{Analysis Weight} && \text{one of the quarters of interest} \\ &= 0 && \text{Otherwise, ...} \end{aligned}$$

where  $q$  = total number of quarters in the domain of interest.

For example, if one is interested in generating estimates for the first quarter of 2019, an appropriate sample weight would be constructed as follows:

---

<sup>51</sup> The suppression rules used for the 2019 NSDUH national estimates are in Section 3.2.2 of the 2019 NSDUH's methodological summary and definitions report. See the following reference: Center for Behavioral Health Statistics and Quality. (2020). *2019 National Survey on Drug Use and Health: Methodological summary and definitions*. Retrieved from <https://www.samhsa.gov/data/>. However, public use file users can use their own discretion to formulate appropriate suppression rules.

<sup>52</sup> Changes in the sample design are accounted for in the sample design variables. Therefore, it is appropriate to combine 2002 through 2013 data with data from 2014 and onward.

New Weight = (4/1) * Person-Level Analysis Weight	If the record represents a respondent in quarter 1
= 0	If the record represents a respondent in quarters 2, 3, or 4.

If one is interested in generating estimates for the first half of 2019 (quarters 1 and 2), an appropriate sample weight would be constructed as follows:

New Weight = (4/2) * Person-Level Analysis Weight	If the record represents a respondent in quarters 1 or 2
= 0	If the record represents a respondent in quarters 3 or 4.

In years when a split-sample design is implemented, a special weight is developed for the split samples. When analysis with pooled data from multiple years is conducted, analysts should check the documents for those specific years on how to use the analysis weights in order to use a proper analysis weight for the pooled data analysis.

For example, in the 2004 NSDUH, adult respondents aged 18 or older were split approximately evenly, where respondents in sample A were administered the full adult mental health module as it had been administered in 2002 and 2003, and respondents in sample B were administered a short version of the adult mental health module in addition to the adult depression module as it was administered in 2005, 2006, and 2007. Thus, analyses using 2004 data from either the adult mental health module (renamed to the psychological distress module in 2005, 2006, and 2007) or the adult depression module need to be conducted using a different weight variable. For 2004, analyses that include the adult mental health variables for MDE and/or unadjusted SPD should involve the following:

1. select either sample A or sample B by using the ADLTSAMP variable (ADLTSAMP = 1 corresponds to sample A, and ADLTSAMP = 2 corresponds to sample B) to restrict the analysis to the appropriate half sample; and
2. when combining 2004 adult half-sample data with data for survey years that have comparably defined adult mental health variables, the weight variable (SPD analysis weight for 2004 and the person-level analysis weight for the other years in the analysis) should be divided by the total number of years in the analysis.

For details on how to analyze several years of combined public use file data, refer to the section on Examples of SUDAAN, Stata, and SAS Code in the combined 2002-2018 public use file codebook addendum.<sup>53</sup>

---

<sup>53</sup> From the main SAMHDA webpage at <https://datafiles.samhsa.gov/>, click on the "Download Data" tab. Next, press the "National Survey on Drug Use and Health (NSDUH)" tab, then click on "NSDUH-2002-2018 National Survey on Drug Use and Health." Under the "Datasets in this Study" heading, click on "NSDUH-2002-2018-DS0001." The 2002-2018 addendum is available as a Word file download under the "Dataset Documentation" heading (filename = "nsduh-2002-2018-ds0001-other-combined-puf-addendum.docx").

## IDENTIFICATION

### **IDENTIFICATION**

The following variable, QUESTID2, is a unique record identifier within a particular study year. The IDs may be repeated in other study years, so analysts should always consider the study year when using the QUESTID2. It should be noted that this variable was referred to as QUESTID in prior years.

[QUESTID2](#)      Len : 7    RESPONDENT IDENTIFICATION

The following variable, FILEDATE, represents the date the SAS data file was created.

[FILEDATE](#)      Len : 10    CREATION DATE OF THE DATA FILE

TOBACCO

**SELF-ADMINISTERED SUBSTANCE USE SECTIONS**

**TOBACCO**

These questions are about your use of tobacco products. This includes cigarettes, chewing tobacco, snuff, cigars, and pipe tobacco. The first questions are about cigarettes only.

Have you ever smoked part or all of a cigarette?

(CG01, CGREF1)

<u>CIGEVER</u>	Len : 1	EVER SMOKED A CIGARETTE		
		1 = Yes.....	<b>Freq</b>	<b>Pct</b>
		2 = No.....	25671	45.73
			30465	54.27

If one of your best friends offered you a cigarette, would you smoke it?

(CG02)

<u>CIGOFRSM</u>	Len : 2	IF BEST FRIEND OFFERED, WOULD YOU SMOKE CIG		
		1 = Definitely Yes.....	<b>Freq</b>	<b>Pct</b>
		2 = Probably Yes.....	16	0.03
		3 = Probably Not.....	154	0.27
		4 = Definitely Not.....	1616	2.88
		94 = DON'T KNOW.....	10250	18.26
		97 = REFUSED.....	4	0.01
		99 = LEGITIMATE SKIP.....	6	0.01
			44090	78.54

At any time during the next 12 months do you think you will smoke a cigarette?

(CG03)

<u>CIGWILYR</u>	Len : 2	DO YOU THINK YOU'LL SMOKE CIG IN NEXT 12 MOS		
		1 = Definitely Yes.....	<b>Freq</b>	<b>Pct</b>
		2 = Probably Yes.....	9	0.02
		3 = Probably Not.....	70	0.12
		4 = Definitely Not.....	1243	2.21
		94 = DON'T KNOW.....	10714	19.09
		97 = REFUSED.....	6	0.01
		99 = LEGITIMATE SKIP.....	4	0.01
			44090	78.54

How old were you the first time you smoked part or all of a cigarette?

(CG04)

<u>CIGTRY</u>	Len : 3	AGE WHEN FIRST SMOKED A CIGARETTE		
		RANGE = 1 - 65.....	<b>Freq</b>	<b>Pct</b>
		985 = BAD DATA Logically assigned.....	25357	45.17
		991 = NEVER USED CIGARETTES.....	138	0.25
		994 = DON'T KNOW.....	30465	54.27
		997 = REFUSED.....	147	0.26
			29	0.05

Did you first smoke part or all of a cigarette in [CURRENT YEAR - 1] or [CURRENT YEAR]?

Did you first smoke part or all of a cigarette in [CURRENT YEAR - 2] or [CURRENT YEAR - 1]?

In what month in [CURRENT YEAR] did you first smoke part or all of a cigarette?

(CG04A, CG04B, CG04C)

<u>CIGYFU</u>	Len : 4	YEAR OF FIRST CIGARETTE USE - RECODE		
		RANGE = 2017 - 2019.....	<b>Freq</b>	<b>Pct</b>
		9985 = BAD DATA Logically assigned.....	1087	1.94
		9989 = LEGITIMATE SKIP Logically assigned.....	160	0.29
		9991 = NEVER USED CIGARETTES.....	84	0.15
		9994 = DON'T KNOW.....	30465	54.27
		9997 = REFUSED.....	150	0.27
		9998 = BLANK (NO ANSWER).....	30	0.05
		9999 = LEGITIMATE SKIP.....	79	0.14
			24081	42.90

TOBACCO

In what month in [CURRENT YEAR] did you first smoke part or all of a cigarette?

In what month in [YEAR FROM CG04a or CG04b] did you first smoke part or all of a cigarette?

(CG04C, CG04D)

CIGMFU

Len : 2 MONTH OF FIRST CIGARETTE USE - RECODE

	Freq	Pct
1 = January.....	76	0.14
2 = February.....	61	0.11
3 = March.....	68	0.12
4 = April.....	73	0.13
5 = May.....	73	0.13
6 = June.....	140	0.25
7 = July.....	97	0.17
8 = August.....	85	0.15
9 = September.....	69	0.12
10 = October.....	77	0.14
11 = November.....	88	0.16
12 = December.....	83	0.15
85 = BAD DATA Logically assigned.....	158	0.28
89 = LEGITIMATE SKIP Logically assigned.....	84	0.15
91 = NEVER USED CIGARETTES.....	30465	54.27
94 = DON'T KNOW.....	243	0.43
97 = REFUSED.....	34	0.06
98 = BLANK (NO ANSWER).....	81	0.14
99 = LEGITIMATE SKIP.....	24081	42.90

NOTE: This variable incorporates values from the two questions shown below. This variable also incorporates values from two probe questions that were asked when the respondent answered DON'T KNOW or REFUSED to the second question shown below.

Now think about the past 30 days, that is, from [DATEFILL] up to and including today. During the past 30 days, have you smoked part or all of a cigarette? How long has it been since you last smoked part or all of a cigarette?

(CG05, CG06, CG06DK, CG06RE)

CIGREC

Len : 2 TIME SINCE LAST SMOKED CIGARETTES

	Freq	Pct
1 = Within the past 30 days.....	9223	16.43
2 = More than 30 days ago but within the past 12 mos.....	2558	4.56
3 = More than 12 months ago but within the past 3 yrs.....	2500	4.45
4 = More than 3 years ago.....	11144	19.85
8 = Used at some point in the past 12 mos LOG ASSN.....	5	0.01
9 = Used at some point in the lifetime LOG ASSN.....	12	0.02
11 = Used in the past 30 days LOGICALLY ASSIGNED.....	5	0.01
14 = Used more than 12 months ago LOG ASSN.....	100	0.18
19 = Used more than 30 days ago LOG ASSN.....	58	0.10
29 = Used more than 30 dys ago but in pst 3 yr LOG ASSN.....	66	0.12
91 = NEVER USED CIGARETTES.....	30465	54.27

During the past 30 days, that is since [DATEFILL], on how many days did you smoke part or all of a cigarette?

(CG07)

CIG30USE

Len : 2 HOW MANY DAYS SMOKED CIG IN PAST 30 DAYS

	Freq	Pct
RANGE = 1 - 30.....	9142	16.29
91 = NEVER USED CIGARETTES.....	30465	54.27
93 = DID NOT USE CIGARETTES IN THE PAST 30 DAYS.....	16426	29.26
94 = DON'T KNOW.....	67	0.12
97 = REFUSED.....	14	0.02
98 = BLANK (NO ANSWER).....	22	0.04

TOBACCO

What is your best estimate of the number of days you smoked part or all of a cigarette during the past 30 days?

(CG07DKRE)  
CG30EST

Len : 2 BEST EST. # DAYS SMOKED CIG PAST 30 DAYS

	Freq	Pct
1 = 1 or 2 days .....	8	0.01
2 = 3 to 5 days.....	12	0.02
3 = 6 to 9 days.....	3	0.01
4 = 10 to 19 days.....	15	0.03
5 = 20 to 29 days.....	3	0.01
6 = All 30 days.....	28	0.05
91 = NEVER USED CIGARETTES.....	30465	54.27
93 = DID NOT USE CIGARETTES IN THE PAST 30 DAYS.....	16426	29.26
94 = DON'T KNOW .....	7	0.01
97 = REFUSED .....	5	0.01
98 = BLANK (NO ANSWER) .....	22	0.04
99 = LEGITIMATE SKIP.....	9142	16.29

On the [CG07 days / CIGDKRE] you smoked cigarettes during the past 30 days, how many cigarettes did you smoke per day, on average?

(CG08, CG10)  
CIG30AV

Len : 2 AVG # CIGS SMOKED PER DAY/ON DAY SMOKED

	Freq	Pct
1 = Less than one cigarette per day .....	1044	1.86
2 = 1 cigarette per day.....	1131	2.01
3 = 2 to 5 cigarettes per day .....	2513	4.48
4 = 6 to 15 cigarettes per day (about 1/2 pack).....	2450	4.36
5 = 16 to 25 cigarettes per day (about 1 pack).....	1561	2.78
6 = 26 to 35 cigarettes per day (about 1 1/2 packs).....	317	0.56
7 = More than 35 cigs per day (abt 2 packs or more).....	184	0.33
91 = NEVER USED CIGARETTES.....	30465	54.27
93 = DID NOT USE CIGARETTES IN THE PAST 30 DAYS.....	16426	29.26
94 = DON'T KNOW .....	8	0.01
97 = REFUSED .....	8	0.01
98 = BLANK (NO ANSWER) .....	29	0.05

TOBACCO

NOTE: The tobacco brand that respondents confirmed using most often in the past 30 days was recorded in the final 30-day brand variable for the type of tobacco.

(CG11, CG11A, CG12S11, CG12S21, CG12S31, RCG11, RCG11A, RRCG11, RRCG11A)  
 CIG30BR2 Len : 4 CIG BRAND USED MOST OFTEN PAST MO - RECODE

	Freq	Pct
101 = Basic .....	66	0.12
102 = Benson & Hedges .....	15	0.03
104 = Camel.....	1052	1.87
105 = Capri .....	19	0.03
107 = Doral.....	23	0.04
109 = GPC.....	15	0.03
110 = Kent.....	4	0.01
111 = Kool.....	164	0.29
112 = Marlboro.....	3683	6.56
113 = Merit.....	6	0.01
114 = Misty.....	19	0.03
115 = Monarch.....	7	0.01
116 = Montclair.....	13	0.02
118 = Newport.....	1632	2.91
119 = Pall Mall.....	356	0.63
120 = Parliament.....	65	0.12
121 = Private Label.....	3	0.01
122 = Salem.....	34	0.06
125 = Virginia Slims.....	36	0.06
126 = Winston.....	82	0.15
128 = Barclay.....	4	0.01
130 = Best Value.....	7	0.01
132 = Bugler (roll-your-own).....	30	0.05
141 = L & M.....	216	0.38
142 = Lucky Strike .....	4	0.01
144 = Maverick.....	57	0.10
147 = Old Gold.....	6	0.01
149 = Pyramid.....	53	0.09
158 = Top (roll-your-own).....	64	0.11
160 = True.....	3	0.01
161 = American Spirit.....	548	0.98
175 = Djarum cigarettes, Djarum Splash .....	18	0.03
178 = Dunhill cigarettes.....	3	0.01
179 = Eagle.....	100	0.18
183 = First Class.....	7	0.01
402 = Backwoods.....	3	0.01
404 = Black & Mild.....	48	0.09
423 = Swisher Sweets .....	17	0.03
492 = Prime Time Little Cigars.....	7	0.01
527 = Dark Horse pipe tobacco.....	3	0.01
810 = Electronic/smokeless cigarette; otherwise unspcfd.....	4	0.01
832 = JUUL.....	13	0.02
1001 = Nat Sherman cigarettes.....	6	0.01
1008 = Rave cigarettes.....	4	0.01
1018 = USA Gold.....	87	0.15
1020 = Waves.....	3	0.01
1029 = Tourney.....	3	0.01
1040 = Smokin Joes cigarettes.....	4	0.01
1041 = Sonoma.....	25	0.04
1064 = Seneca, cigarette company brand unspcfd.....	69	0.12
1083 = Liggett Select.....	10	0.02
1086 = Smoker Friendly cigarettes.....	3	0.01
1092 = Native.....	6	0.01
1112 = Kentucky's Best.....	6	0.01
1139 = 305's cigarettes.....	28	0.05
1221 = Cheyenne cigarettes.....	8	0.01
1227 = Gambler (roll-your-own).....	12	0.02
1268 = Decade.....	6	0.01
1276 = Fortuna.....	8	0.01
1277 = Berley.....	8	0.01
1296 = King Mountain.....	3	0.01
1308 = Peter Stokkebye (roll-your own).....	3	0.01
1313 = Criss cross (roll-your-own).....	4	0.01
1317 = Complete.....	5	0.01
1318 = Signal cigarettes.....	4	0.01
1324 = Kentucky Select (roll-your-own).....	3	0.01
1335 = Good stuff (roll-your-own).....	4	0.01
1344 = Edgefield.....	9	0.02
1346 = Largo cigarette.....	4	0.01

TOBACCO

1349 = Ohm rolling tobacco .....	5	0.01
1359 = Timeless Time .....	7	0.01
1361 = Time.....	12	0.02
1376 = Crown .....	4	0.01
1412 = Traffic.....	15	0.03
1420 = THIS (Korean).....	21	0.04
1421 = L Ducat, LD.....	6	0.01
1998 = Roll-your-own cigarette; brand unspecified.....	31	0.06
1999 = Cigarette; brand otherwise unspecified .....	150	0.27
3999 = Snuff; brand otherwise unspecified.....	1	0.00
4455 = Talon.....	6	0.01
4999 = Cigar/Cigarillo; brand otherwise unspecified.....	21	0.04
5999 = Pipe tobacco; brand otherwise unspecified .....	12	0.02
8999 = Tobacco replacement or tobacco-like product.....	8	0.01
9000 = Did not confirm after 3 passes thru brand Qs.....	1	0.00
9991 = NEVER USED CIGARETTES.....	30465	54.27
9993 = DID NOT USE CIGARETTES IN THE PAST 30 DAYS.....	16426	29.26
9994 = DON'T KNOW .....	67	0.12
9997 = REFUSED .....	12	0.02
9998 = BLANK (NO ANSWER).....	22	0.04

NOTE: The variable CIG30TPE corresponds to the variable CIG30TYP that existed prior to 2005. The name was changed due to the addition of a new level in 2005 for "Mediums." For this reason, data from CIG30TPE may not be comparable with data from CIG30TYP in prior years.

During the past 30 days, what type of cigarettes did you smoke most often?

(CGTARI, CGTAR2)

CIG30TPE

Len : 2 WHAT TYPE OF CIG SMOKED MOST PAST 30 DAYS

	Freq	Pct
1 = Lights.....	2859	5.09
2 = Ultra Lights.....	450	0.80
3 = Mediums .....	1105	1.97
4 = Full Flavor .....	4564	8.13
91 = NEVER USED CIGARETTES.....	30465	54.27
93 = DID NOT USE CIGARETTES IN THE PAST 30 DAYS.....	16426	29.26
94 = DON'T KNOW .....	133	0.24
97 = REFUSED .....	13	0.02
98 = BLANK (NO ANSWER) .....	121	0.22

NOTE: Prior to 2004, the question corresponding to CIG30MEN asked whether respondents smoked menthol or regular cigarettes most often. In 2004, the question was changed to the yes/no question shown below, but the variable name stayed as CIG30MEN. This change in question content does not affect trend comparisons for 2004 onward. However, data in CIG30MEN for 2004 onward are not likely to be comparable with data in CIG30MEN for 2002 and 2003.

Were the cigarettes you smoked during the past 30 days menthol?

(CGMENTH1, CGMENTH2)

CIG30MEN

Len : 2 MENTHOL OR REG CIG SMOKED MOST PAST 30 DAYS

	Freq	Pct
1 = Yes.....	4026	7.17
2 = No .....	5043	8.98
91 = NEVER USED CIGARETTES.....	30465	54.27
93 = DID NOT USE CIGARETTES IN THE PAST 30 DAYS.....	16426	29.26
94 = DON'T KNOW .....	52	0.09
97 = REFUSED .....	3	0.01
98 = BLANK (NO ANSWER) .....	121	0.22



TOBACCO

What length were the Marlboro cigarettes you smoked most often during the past 30 days? Were they shorts, regulars (also known as king-sized), or 100s?

(CGLNTH)  
CIG30MLN

Len : 2 MARLBORO CIG SMOKED PAST 30 DAYS SHORT, REG, 100'S

	Freq	Pct
1 = Shorts.....	1561	2.78
2 = Regulars or king-sized .....	1029	1.83
3 = 100s .....	1061	1.89
91 = NEVER USED CIGARETTES.....	30465	54.27
93 = DID NOT USE CIGARETTES IN THE PAST 30 DAYS.....	16426	29.26
94 = DON'T KNOW .....	14	0.02
98 = BLANK (NO ANSWER) .....	120	0.21
99 = LEGITIMATE SKIP.....	5460	9.73

During the past 30 days, that is since DATEFILL, have you smoked part or all of a roll-your-own tobacco cigarette?

(CG14)  
CIG30RO2

Len : 2 HAVE YOU SMOKED ROLL-OWN CIG IN PAST 30 DAYS

	Freq	Pct
1 = Yes.....	1593	2.84
2 = No .....	7624	13.58
91 = NEVER USED CIGARETTES.....	30465	54.27
93 = DID NOT USE CIGARETTES IN THE PAST 30 DAYS.....	16426	29.26
94 = DON'T KNOW .....	4	0.01
97 = REFUSED .....	1	0.00
98 = BLANK (NO ANSWER) .....	23	0.04

Has there ever been a period in your life when you smoked cigarettes every day for at least 30 days?

(CG15)  
CIGDLYMO

Len : 2 EVER SMOKED CIG EVERY DAY FOR 30 DAYS

	Freq	Pct
1 = Yes.....	8307	14.80
2 = No.....	12477	22.23
5 = Yes LOGICALLY ASSIGNED (from skip pattern).....	4875	8.68
91 = NEVER USED CIGARETTES.....	30465	54.27
94 = DON'T KNOW .....	5	0.01
97 = REFUSED .....	7	0.01

How old were you when you first started smoking cigarettes every day?

(CG16)  
CIGAGE

Len : 3 AGE WHEN FIRST STARTED SMOKING CIGARETTES EVERYDAY

	Freq	Pct
RANGE = 1 - 79.....	13082	23.30
985 = BAD DATA Logically assigned .....	8	0.01
991 = NEVER USED CIGARETTES.....	30465	54.27
994 = DON'T KNOW .....	75	0.13
997 = REFUSED .....	24	0.04
998 = BLANK (NO ANSWER).....	5	0.01
999 = LEGITIMATE SKIP (NEVER USED CIGS EVERYDAY) .....	12477	22.23

TOBACCO

Did you first start smoking cigarettes every day in [CURRENT YEAR - 1] or [CURRENT YEAR]?

Did you first start smoking cigarettes every day in [CURRENT YEAR - 2] or [CURRENT YEAR - 1]?

In what month in [CURRENT YEAR] did you first start smoking cigarettes every day?

(CG16M1, CG16Y1, CG16Y2)

CGDLYFU

Len : 4 YEAR OF FIRST CIGARETTE USE EVERY DAY - RECODE

	Freq	Pct
RANGE = 2017 - 2019 .....	320	0.57
9985 = BAD DATA Logically assigned .....	24	0.04
9989 = LEGITIMATE SKIP Logically assigned .....	32	0.06
9991 = NEVER USED CIGARETTES .....	30465	54.27
9994 = DON'T KNOW .....	75	0.13
9997 = REFUSED .....	24	0.04
9998 = BLANK (NO ANSWER) .....	11	0.02
9999 = LEGITIMATE SKIP .....	25185	44.86

In what month in [CURRENT YEAR] did you first start smoking cigarettes every day?

In what month in [YEAR FROM CG16y1 or CG16y2] did you first start smoking cigarettes every day?

(CG16M1, CG16M2)

CGDLMFU

Len : 2 MONTH OF FIRST CIGARETTE USE EVERY DAY - RECODE

	Freq	Pct
1 = January .....	27	0.05
2 = February .....	20	0.04
3 = March .....	26	0.05
4 = April .....	24	0.04
5 = May .....	34	0.06
6 = June .....	30	0.05
7 = July .....	18	0.03
8 = August .....	30	0.05
9 = September .....	25	0.04
10 = October .....	28	0.05
11 = November .....	17	0.03
12 = December .....	23	0.04
85 = BAD DATA Logically assigned .....	24	0.04
89 = LEGITIMATE SKIP Logically assigned .....	32	0.06
91 = NEVER USED CIGARETTES .....	30465	54.27
94 = DON'T KNOW .....	92	0.16
97 = REFUSED .....	25	0.04
98 = BLANK (NO ANSWER) .....	11	0.02
99 = LEGITIMATE SKIP .....	25185	44.86

Have you smoked at least 100 cigarettes in your entire life?

(CG16A)

CG100LF

Len : 2 HAVE YOU SMOKED 100 CIGS IN YOUR LIFE

	Freq	Pct
1 = Yes .....	10556	18.80
2 = No .....	10933	19.48
3 = Yes LOGICALLY ASSIGNED .....	3	0.01
5 = Yes LOGICALLY ASSIGNED (from skip pattern) .....	4109	7.32
91 = NEVER USED CIGARETTES .....	30465	54.27
94 = DON'T KNOW .....	62	0.11
97 = REFUSED .....	8	0.01

TOBACCO

The next questions are about your use of "smokeless" tobacco such as snuff, dip, chewing tobacco, or "snus."

Have you ever used "smokeless" tobacco, even once?

(CG25, CGREF3)

SMKLSSEVR

Len : 2 EVER USED SMOKELESS TOBACCO

	Freq	Pct
1 = Yes.....	8526	15.19
2 = No.....	47560	84.72
94 = DON'T KNOW.....	44	0.08
97 = REFUSED.....	6	0.01

How old were you the first time you used "smokeless" tobacco?

(CG26)

SMKLSSTRY

Len : 3 AGE WHEN FIRST USED SMOKELESS TOBACCO

	Freq	Pct
RANGE = 1 - 81.....	8350	14.87
985 = BAD DATA Logically assigned.....	77	0.14
991 = NEVER USED SMOKELESS TOBACCO.....	47560	84.72
994 = DON'T KNOW.....	87	0.15
997 = REFUSED.....	18	0.03
998 = BLANK (NO ANSWER).....	44	0.08

Did you first use "smokeless" tobacco in [CURRENT YEAR - 1] or [CURRENT YEAR]?

Did you first use "smokeless" tobacco in [CURRENT YEAR - 2] or [CURRENT YEAR - 1]?

In what month in [CURRENT YEAR] did you first use "smokeless" tobacco?

(CG26A, CG26B, CG26C)

SMKLSSYFU

Len : 4 YEAR OF FIRST SMOKELESS TOBACCO USE - RECODE

	Freq	Pct
RANGE = 2017 - 2019.....	593	1.06
9985 = BAD DATA Logically assigned.....	91	0.16
9989 = LEGITIMATE SKIP Logically assigned.....	44	0.08
9991 = NEVER USED SMOKELESS TOBACCO.....	47560	84.72
9994 = DON'T KNOW.....	88	0.16
9997 = REFUSED.....	19	0.03
9998 = BLANK (NO ANSWER).....	82	0.15
9999 = LEGITIMATE SKIP.....	7659	13.64

In what month in [CURRENT YEAR] did you first use "smokeless" tobacco?

In what month in [YEAR FROM CG26a or CG26b] did you first use "smokeless" tobacco?

(CG26C, CG26D)

SMKLSSMFU

Len : 2 MONTH OF FIRST SMOKELESS TOBACCO USE - RECODE

	Freq	Pct
1 = January.....	48	0.09
2 = February.....	36	0.06
3 = March.....	37	0.07
4 = April.....	46	0.08
5 = May.....	46	0.08
6 = June.....	63	0.11
7 = July.....	57	0.10
8 = August.....	42	0.07
9 = September.....	62	0.11
10 = October.....	53	0.09
11 = November.....	36	0.06
12 = December.....	30	0.05
85 = BAD DATA Logically assigned.....	91	0.16
89 = LEGITIMATE SKIP Logically assigned.....	44	0.08
91 = NEVER USED "smokeless" tobacco.....	47560	84.72
94 = DON'T KNOW.....	124	0.22
97 = REFUSED.....	20	0.04
98 = BLANK (NO ANSWER).....	82	0.15
99 = LEGITIMATE SKIP.....	7659	13.64

TOBACCO

NOTE: This variable incorporates values from the two questions shown below. This variable also incorporates values from two probe questions that were asked when the respondent answered DON'T KNOW or REFUSED to the second question shown below.

Now think about the past 30 days -- that is, from [DATEFILL] up to and including today. During the past 30 days, have you used "smokeless" tobacco, even once?

How long has it been since you last used "smokeless" tobacco?

(CG27, CG28, CG28DK, CG28RE)

SMKLSSREC

Len : 2 TIME SINCE LAST USED SMOKELESS TOBACCO

	Freq	Pct
1 = Within the past 30 days.....	2015	3.59
2 = More than 30 days ago but within the past 12 mos .....	856	1.52
3 = More than 12 months ago but within the past 3 yrs.....	1090	1.94
4 = More than 3 years ago.....	4435	7.90
8 = Used at some point in the past 12 mos LOG ASSN.....	3	0.01
9 = Used at some point in the lifetime LOG ASSN.....	8	0.01
14 = Used more than 12 months ago LOG ASSN.....	51	0.09
19 = Used more than 30 days ago LOG ASSN .....	37	0.07
29 = Used more than 30 dys ago but in pst 3 yr LOG ASSN .....	31	0.06
91 = NEVER USED SMOKELESS TOBACCO.....	47560	84.72
97 = REFUSED .....	6	0.01
98 = BLANK (NO ANSWER) .....	44	0.08

During the past 30 days, that is since [DATEFILL], on how many days did you use "smokeless" tobacco?

(CG29)

SMKLSS30N

Len : 2 HOW MANY DAYS USED SMOKELESS TOBACCO PAST 30 DAYS

	Freq	Pct
RANGE = 1 - 30.....	1996	3.56
91 = NEVER USED SMOKELESS TOBACCO.....	47560	84.72
93 = DID NOT USE SMOKELESS TOBACCO IN THE PAST 30 DAYS .....	6500	11.58
94 = DON'T KNOW .....	15	0.03
97 = REFUSED .....	10	0.02
98 = BLANK (NO ANSWER) .....	55	0.10

What is your best estimate of the number of days you used "smokeless" tobacco during the past 30 days?

(CG29DKRE)

SMKLSS30E

Len : 2 BEST EST. HOW MANY DAYS USED SMKLSS TOB PST 30 DYS

	Freq	Pct
1 = 1 or 2 days .....	3	0.01
2 = 3 to 5 days.....	7	0.01
3 = 6 to 9 days.....	2	0.00
4 = 10 to 19 days.....	1	0.00
5 = 20 to 29 days.....	1	0.00
6 = All 30 days.....	1	0.00
91 = NEVER USED SMOKELESS TOBACCO.....	47560	84.72
93 = DID NOT USE SMOKELESS TOBACCO IN THE PAST 30 DAYS .....	6500	11.58
94 = DON'T KNOW .....	3	0.01
97 = REFUSED .....	7	0.01
98 = BLANK (NO ANSWER) .....	55	0.10
99 = LEGITIMATE SKIP.....	1996	3.56

NOTE: This variable incorporates the value from a probe question that was asked when the respondent answered REFUSED to this question.

The next questions are about smoking cigars. By cigars we mean any kind, including big cigars, cigarillos, and even little cigars that look like cigarettes.

Have you ever smoked part or all of any type of cigar?

(CG34, CGREF4)

CIGAREVR

Len : 2 EVER SMOKED PART OR ALL OF CIGAR

	Freq	Pct
1 = Yes.....	15443	27.51
2 = No.....	40680	72.47
94 = DON'T KNOW .....	9	0.02
97 = REFUSED .....	4	0.01

TOBACCO

How old were you the first time you smoked part or all of any type of cigar?

(CG35)

CIGARTRY

Len : 3 AGE WHEN FIRST SMOKED CIGAR

	Freq	Pct
RANGE = 1 - 85 .....	15134	26.96
985 = BAD DATA Logically assigned .....	104	0.19
991 = NEVER USED CIGARS .....	40680	72.47
994 = DON'T KNOW .....	189	0.34
997 = REFUSED .....	20	0.04
998 = BLANK (NO ANSWER).....	9	0.02

Did you first smoke part or all of a cigar in [CURRENT YEAR - 1] or [CURRENT YEAR]?

Did you first smoke part or all of a cigar in [CURRENT YEAR - 2] or [CURRENT YEAR - 1]?

In what month in [CURRENT YEAR] did you first smoke part or all of a cigar?

(CG35A, CG35B, CG35C)

CIGARYFU

Len : 4 YEAR OF FIRST CIGAR USE - RECODE

	Freq	Pct
RANGE = 2017 - 2019 .....	1203	2.14
9985 = BAD DATA Logically assigned .....	152	0.27
9989 = LEGITIMATE SKIP Logically assigned .....	68	0.12
9991 = NEVER USED CIGARS .....	40680	72.47
9994 = DON'T KNOW .....	194	0.35
9997 = REFUSED .....	20	0.04
9998 = BLANK (NO ANSWER).....	73	0.13
9999 = LEGITIMATE SKIP .....	13746	24.49

In what month in [CURRENT YEAR] did you first smoke part or all of a cigar?

In what month in [YEAR FROM CG35a or CG35b] did you first smoke part or all of a cigar?

(CG35C, CG35D)

CIGARMFU

Len : 2 MONTH OF FIRST CIGAR USE - RECODE

	Freq	Pct
1 = January.....	88	0.16
2 = February.....	63	0.11
3 = March.....	67	0.12
4 = April .....	77	0.14
5 = May.....	101	0.18
6 = June.....	170	0.30
7 = July .....	143	0.25
8 = August .....	82	0.15
9 = September .....	86	0.15
10 = October .....	90	0.16
11 = November .....	81	0.14
12 = December.....	68	0.12
85 = BAD DATA Logically assigned .....	152	0.27
89 = LEGITIMATE SKIP Logically assigned .....	68	0.12
91 = NEVER USED CIGARS .....	40680	72.47
94 = DON'T KNOW .....	274	0.49
97 = REFUSED .....	27	0.05
98 = BLANK (NO ANSWER) .....	73	0.13
99 = LEGITIMATE SKIP.....	13746	24.49

TOBACCO

NOTE: This variable incorporates values from the two questions shown below. This variable also incorporates values from two probe questions that were asked when the respondent answered DON'T KNOW or REFUSED to the second question shown below.

Now think about the past 30 days, from [DATEFILL] up to and including today. During the past 30 days, have you smoked part or all of any type of cigar?

How long has it been since you last smoked part or all of any type of cigar?

(CG36, CG37, CG37DK, CG37RE)

CIGARREC

Len : 2 TIME SINCE LAST SMOKED CIGAR

	Freq	Pct
1 = Within the past 30 days.....	2667	4.75
2 = More than 30 days ago but within the past 12 mos .....	2543	4.53
3 = More than 12 months ago but within the past 3 yrs.....	2754	4.91
4 = More than 3 years ago.....	7280	12.97
8 = Used at some point in the past 12 mos LOG ASSN.....	5	0.01
9 = Used at some point in the lifetime LOG ASSN.....	11	0.02
11 = Used in the past 30 days LOGICALLY ASSIGNED.....	1	0.00
14 = Used more than 12 months ago LOG ASSN.....	72	0.13
19 = Used more than 30 days ago LOG ASSN .....	35	0.06
29 = Used more than 30 dys ago but in pst 3 yr LOG ASSN .....	70	0.12
39 = Used within the past 3 years LOGICALLY ASSIGNED.....	5	0.01
91 = NEVER USED CIGARS .....	40680	72.47
97 = REFUSED .....	4	0.01
98 = BLANK (NO ANSWER) .....	9	0.02

During the past 30 days, that is since [DATEFILL], on how many days did you smoke part or all of a cigar?

(CG38)

CIGR30USE

Len : 2 HOW MANY DAYS SMOKED CIGAR IN PAST 30 DAYS

	Freq	Pct
RANGE = 1 - 30.....	2638	4.70
91 = NEVER USED CIGARS .....	40680	72.47
93 = DID NOT USE CIGARS IN THE PAST 30 DAYS .....	12754	22.72
94 = DON'T KNOW .....	25	0.04
97 = REFUSED .....	8	0.01
98 = BLANK (NO ANSWER) .....	31	0.06

What is your best estimate of the number of days you smoked part or all of a cigar during the past 30 days?

(CG38DKRE)

CI30EST

Len : 2 BEST EST. # DAYS SMOKED CIGAR PAST 30 DAYS

	Freq	Pct
1 = 1 or 2 days .....	10	0.02
2 = 3 to 5 days.....	4	0.01
3 = 6 to 9 days.....	4	0.01
4 = 10 to 19 days.....	2	0.00
5 = 20 to 29 days.....	1	0.00
6 = All 30 days.....	3	0.01
91 = NEVER USED CIGARS .....	40680	72.47
93 = DID NOT USE CIGARS IN THE PAST 30 DAYS .....	12754	22.72
94 = DON'T KNOW .....	2	0.00
97 = REFUSED .....	7	0.01
98 = BLANK (NO ANSWER) .....	31	0.06
99 = LEGITIMATE SKIP.....	2638	4.70

TOBACCO

NOTE: The tobacco brand that respondents confirmed using most often in the past 30 days was recorded in the final 30-day brand variable for the type of tobacco.

(CG39, CG40S11, CG40S21, CG40S31, RCG39, RRCG39)

CGR30BR2

Len : 4 CIGAR BRAND USED MOST OFTEN PAST MO - RECODE

	Freq	Pct
112 = Marlboro.....	17	0.03
401 = Antonio y Cleopatra.....	10	0.02
402 = Backwoods.....	236	0.42
404 = Black & Mild.....	635	1.13
405 = Captain Black.....	4	0.01
408 = Dutch Masters.....	113	0.20
411 = Garcia y Vega.....	58	0.10
412 = Havatampa.....	5	0.01
413 = King Edward.....	7	0.01
414 = La Corona.....	14	0.02
416 = Macanudos.....	41	0.07
418 = Partagas.....	6	0.01
419 = Phillies.....	22	0.04
423 = Swisher Sweets.....	411	0.73
426 = White Owl.....	157	0.28
428 = Winchester.....	5	0.01
429 = Al Capone.....	51	0.09
431 = Arturo Fuente.....	47	0.08
432 = Ashton.....	4	0.01
437 = Blackstone.....	4	0.01
443 = Cohiba cigars.....	73	0.13
448 = Cuban cigars; brand unspecified.....	30	0.05
449 = Cubana; brand unspecified.....	3	0.01
451 = Davidoff cigars.....	3	0.01
476 = La Gloria Cubana.....	3	0.01
479 = La Flor Dominicana.....	3	0.01
486 = Montecristo.....	36	0.06
488 = Optimo.....	4	0.01
490 = Padron.....	7	0.01
492 = Prime Time Little Cigars.....	11	0.02
494 = Punch.....	8	0.01
496 = Romeo y Julieta.....	69	0.12
1999 = Cigarette; brand otherwise unspecified.....	5	0.01
4018 = Nat Sherman cigars.....	3	0.01
4054 = Acid.....	30	0.05
4064 = Djarum cigarillos.....	11	0.02
4072 = K. Hansotia Gurhka.....	5	0.01
4110 = Drew Estates.....	7	0.01
4136 = Markers Mark.....	3	0.01
4175 = Perdomo.....	3	0.01
4192 = Smoker's Choice little cigars.....	3	0.01
4245 = Oliva O.....	7	0.01
4265 = Cheyenne little cigars.....	18	0.03
4266 = Java.....	4	0.01
4309 = Isla Del Sol.....	3	0.01
4347 = Game.....	22	0.04
4357 = NUb.....	3	0.01
4361 = Good Times.....	5	0.01
4367 = Clipper little cigars.....	5	0.01
4391 = Zig Zag cigarillos.....	4	0.01
4454 = Criss Cross cigars.....	3	0.01
4455 = Talon.....	13	0.02
4458 = 305's cigars.....	4	0.01
4476 = Seneca cigar.....	3	0.01
4484 = Show.....	4	0.01
4496 = Jackpot cigars.....	4	0.01
4513 = My Father.....	5	0.01
4548 = Fronto King.....	3	0.01
4999 = Cigar/Cigarillo; brand otherwise unspecified.....	260	0.46
9991 = NEVER USED CIGARS.....	40680	72.47
9993 = DID NOT USE CIGARS IN THE PAST 30 DAYS.....	12754	22.72
9994 = DON'T KNOW.....	120	0.21
9997 = REFUSED.....	14	0.02
9998 = BLANK (NO ANSWER).....	31	0.06

TOBACCO

NOTE: This variable incorporates the value from a probe question that was asked when the respondent answered REFUSED to this question.

These last questions on tobacco products are about using a pipe to smoke tobacco. Have you ever smoked tobacco in a pipe, even once?

(CG42, CGREF5)

PIPEVER

Len : 2 EVER SMOKED PIPE TOBACCO

	<b>Freq</b>	<b>Pct</b>
1 = Yes.....	4703	8.38
2 = No.....	51419	91.60
94 = DON'T KNOW.....	11	0.02
97 = REFUSED .....	3	0.01

During the past 30 days, that is since [DATEFILL], have you smoked tobacco in a pipe, even once?

(CG43)

PIPE30DY

Len : 2 HAVE YOU SMOKED PIPE TOBACCO IN PAST 30 DAYS

	<b>Freq</b>	<b>Pct</b>
1 = Yes.....	486	0.87
2 = No.....	4215	7.51
91 = NEVER USED PIPE TOBACCO.....	51419	91.60
94 = DON'T KNOW.....	2	0.00
97 = REFUSED .....	3	0.01
98 = BLANK (NO ANSWER) .....	11	0.02



ALCOHOL

ALCOHOL

These questions are about drinks of alcoholic beverages. Throughout these questions, by a "drink" we mean a can or bottle of beer, a glass of wine or a wine cooler, a shot of liquor, or a mixed drink with liquor in it. We are not asking about times when you only had a sip or two from a drink.

Have you ever, even once, had a drink of any type of alcoholic beverage? Please do not include times when you only had a sip or two from a drink.

(AL01, ALREF)

ALCEVER

Len : 2 EVER HAD DRINK OF ALCOHOLIC BEVERAGE

	Freq	Pct
1 = Yes.....	40098	71.43
2 = No.....	16008	28.52
85 = BAD DATA Logically assigned .....	2	0.00
94 = DON'T KNOW .....	19	0.03
97 = REFUSED .....	9	0.02

Think about the first time you had a drink of an alcoholic beverage. How old were you the first time you had a drink of an alcoholic beverage? Please do not include any time when you only had a sip or two from a drink.

(AL02)

ALCTRY

Len : 3 AGE WHEN FIRST DRANK ALCOHOLIC BEVERAGE

	Freq	Pct
RANGE = 1 - 69 .....	39493	70.35
985 = BAD DATA Logically assigned .....	101	0.18
991 = NEVER USED ALCOHOL .....	16008	28.52
994 = DON'T KNOW .....	409	0.73
997 = REFUSED .....	106	0.19
998 = BLANK (NO ANSWER).....	19	0.03

Did you first have a drink of an alcoholic beverage in [CURRENT YEAR - 1] or [CURRENT YEAR]?

Did you first have a drink of an alcoholic beverage in [CURRENT YEAR - 2] or [CURRENT YEAR - 1]?

In what month in [CURRENT YEAR] did you first have a drink of an alcoholic beverage?

(AL02A, AL02B, AL02C)

ALCYFU

Len : 4 YEAR OF FIRST ALCOHOL USE - RECODE

	Freq	Pct
RANGE = 2017 - 2019 .....	3319	5.91
9985 = BAD DATA Logically assigned .....	293	0.52
9989 = LEGITIMATE SKIP Logically assigned .....	176	0.31
9991 = NEVER USED ALCOHOL.....	16008	28.52
9994 = DON'T KNOW .....	422	0.75
9997 = REFUSED .....	109	0.19
9998 = BLANK (NO ANSWER).....	28	0.05
9999 = LEGITIMATE SKIP.....	35781	63.74

ALCOHOL

In what month in [CURRENT YEAR] did you first have a drink of an alcoholic beverage?

In what month in [YEAR FROM AL02a or AL02b] did you first have a drink of an alcoholic beverage?

(AL02C, AL02D)

ALCMFU

Len : 2 MONTH OF FIRST ALCOHOL USE - RECODE

	Freq	Pct
1 = January.....	300	0.53
2 = February.....	158	0.28
3 = March.....	206	0.37
4 = April.....	195	0.35
5 = May.....	262	0.47
6 = June.....	392	0.70
7 = July.....	382	0.68
8 = August.....	234	0.42
9 = September.....	227	0.40
10 = October.....	231	0.41
11 = November.....	222	0.40
12 = December.....	311	0.55
85 = BAD DATA Logically assigned.....	293	0.52
89 = LEGITIMATE SKIP Logically assigned.....	176	0.31
91 = NEVER USED ALCOHOL.....	16008	28.52
94 = DON'T KNOW.....	615	1.10
97 = REFUSED.....	115	0.20
98 = BLANK (NO ANSWER).....	28	0.05
99 = LEGITIMATE SKIP.....	35781	63.74

How long has it been since you last drank an alcoholic beverage?

(ALLAST3, ALRECDK, ALRECRE)

ALCREC

Len : 2 TIME SINCE LAST DRANK ALCOHOLIC BEVERAGE

	Freq	Pct
1 = Within the past 30 days.....	24998	44.53
2 = More than 30 days ago but within the past 12 mos.....	8200	14.61
3 = More than 12 months ago.....	6241	11.12
8 = Used at some point in the past 12 mos LOG ASSN.....	378	0.67
9 = Used at some point in the lifetime LOG ASSN.....	272	0.48
11 = Used in the past 30 days LOGICALLY ASSIGNED.....	9	0.02
85 = BAD DATA Logically assigned.....	2	0.00
91 = NEVER USED ALCOHOL.....	16008	28.52
97 = REFUSED.....	9	0.02
98 = BLANK (NO ANSWER).....	19	0.03

(TOTDRINK)

ALCYRTOT

Len : 3 TOTAL # OF DAYS USED ALCOHOL IN PAST 12 MOS

	Freq	Pct
RANGE = 1 - 365.....	33130	59.02
985 = BAD DATA Logically assigned.....	117	0.21
991 = NEVER USED ALCOHOL.....	16008	28.52
993 = DID NOT USE ALCOHOL IN THE PAST 12 MOS.....	6241	11.12
994 = DON'T KNOW.....	266	0.47
997 = REFUSED.....	84	0.15
998 = BLANK (NO ANSWER).....	290	0.52

ALTOTFG

Len : 2 TRIMMING INDICATOR FOR ALCYRTOT

	Freq	Pct
1 = Trimmed to 365 days (no further editing).....	9	0.02
2 = Trimmed relative to the 30-day freq.....	389	0.69
3 = Trimmed relative to estimated 30-day freq.....	1	0.00
98 = BLANK (NO ANSWER).....	55737	99.29

ALFQFLG

Len : 2 TRIMMED ALCYRTOT IF R USED < 12 MOS

	Freq	Pct
1 = Trimmed to be consistent with mo/yr of 1st use.....	601	1.07
98 = BLANK (NO ANSWER).....	55535	98.93

ALCOHOL

Now think about the past 12 months, from [DATEFILL] through today. We want to know how many days you've had a drink of an alcoholic beverage during the past 12 months.

What would be the easiest way for you to tell us how many days you drank alcoholic beverages?

(ALFRAME3)  
ALBSTWAY

Len : 2 EASIEST WAY TO TELL US # DAYS DRANK ALCOHOL

	Freq	Pct
1 = Prefer to answer in days per week.....	11366	20.25
2 = Prefer to answer in days per month.....	11769	20.97
3 = Prefer to answer in days per year.....	9729	17.33
11 = Prefer to ans in days per wk LOG ASSN.....	53	0.09
12 = Prefer to ans in days per mo LOG ASSN.....	102	0.18
13 = Prefer to ans in days per yr LOG ASSN.....	331	0.59
85 = BAD DATA Logically assigned.....	116	0.21
91 = NEVER USED ALCOHOL.....	16008	28.52
93 = DID NOT USE ALCOHOL IN THE PAST 12 MOS.....	6241	11.12
94 = DON'T KNOW.....	90	0.16
97 = REFUSED.....	41	0.07
98 = BLANK (NO ANSWER).....	290	0.52

On how many days in the past 12 months did you drink an alcoholic beverage?

(ALYRAVE)  
ALDAYPYR

Len : 3 NUMBER DAYS DRANK ALCOHOL IN PAST 12 MOS

	Freq	Pct
RANGE = 1 - 366.....	10031	17.87
985 = BAD DATA Logically assigned.....	54	0.10
989 = LEGITIMATE SKIP Logically assigned.....	166	0.30
991 = NEVER USED ALCOHOL.....	16008	28.52
993 = DID NOT USE ALCOHOL IN THE PAST 12 MOS.....	6241	11.12
994 = DON'T KNOW.....	119	0.21
997 = REFUSED.....	41	0.07
998 = BLANK (NO ANSWER).....	352	0.63
999 = LEGITIMATE SKIP.....	23124	41.19

On average, how many days did you drink an alcoholic beverage each month during the past 12 months?

(ALMONAVE)  
ALDAYPMO

Len : 2 # DAYS PER MONTH DRANK ALCOHOL IN PAST 12 MOS

	Freq	Pct
RANGE = 1 - 31.....	11792	21.01
85 = BAD DATA Logically assigned.....	36	0.06
89 = LEGITIMATE SKIP Logically assigned.....	56	0.10
91 = NEVER USED ALCOHOL.....	16008	28.52
93 = DID NOT USE ALCOHOL IN THE PAST 12 MOS.....	6241	11.12
94 = DON'T KNOW.....	185	0.33
97 = REFUSED.....	52	0.09
98 = BLANK (NO ANSWER).....	372	0.66
99 = LEGITIMATE SKIP.....	21394	38.11

On average, how many days did you drink an alcoholic beverage each week during the past 12 months?

(ALWKAVE)  
ALDAYPWK

Len : 2 # DAYS PER WEEK DRANK ALCOHOL IN PAST 12 MOS

	Freq	Pct
RANGE = 1 - 7.....	11308	20.14
85 = BAD DATA Logically assigned.....	27	0.05
91 = NEVER USED ALCOHOL.....	16008	28.52
93 = DID NOT USE ALCOHOL IN THE PAST 12 MOS.....	6241	11.12
94 = DON'T KNOW.....	264	0.47
97 = REFUSED.....	84	0.15
98 = BLANK (NO ANSWER).....	382	0.68
99 = LEGITIMATE SKIP.....	21822	38.87

ALCOHOL

Think specifically about the past 30 days, from [DATEFILL], up to and including today. During the past 30 days, on how many days did you drink one or more drinks of an alcoholic beverage?

(AL06)

ALCDAYS

Len : 2 # DAYS HAD ONE OR MORE DRINKS PAST 30 DAYS

	Freq	Pct
RANGE = 1 - 30 .....	24669	43.95
85 = BAD DATA Logically assigned .....	479	0.85
91 = NEVER USED ALCOHOL .....	16008	28.52
93 = DID NOT USE ALCOHOL IN THE PAST 30 DAYS .....	14441	25.73
94 = DON'T KNOW .....	125	0.22
97 = REFUSED .....	46	0.08
98 = BLANK (NO ANSWER) .....	368	0.66

What is your best estimate of the number of days you drank alcohol during the past 30 days?

(AL06DKRE)

AL30EST

Len : 2 BEST ESTIMATE # DAYS HAD ONE OR MORE DRINKS

	Freq	Pct
1 = 1 or 2 days .....	66	0.12
2 = 3 to 5 days .....	28	0.05
3 = 6 to 9 days .....	20	0.04
4 = 10 to 19 days .....	19	0.03
5 = 20 to 29 days .....	8	0.01
6 = All 30 days .....	3	0.01
85 = BAD DATA Logically assigned .....	1	0.00
91 = NEVER USED ALCOHOL .....	16008	28.52
93 = DID NOT USE ALCOHOL IN THE PAST 30 DAYS .....	14441	25.73
94 = DON'T KNOW .....	13	0.02
97 = REFUSED .....	18	0.03
98 = BLANK (NO ANSWER) .....	851	1.52
99 = LEGITIMATE SKIP .....	24660	43.93

ALDYSFG

Len : 2 REVISION INDICATOR FOR ALCDAYS

	Freq	Pct
1 = Edited for consistency with ALCYRTOT or ALCBNG30D .....	17	0.03
98 = BLANK (NO ANSWER) .....	56119	99.97

NOTE: Beginning in 2015, level 975 was updated to "AT LEAST 4 or 5 Logically assigned" to reflect the change in the threshold for binge alcohol use among female respondents from 5 or more drinks on an occasion prior to 2015 to 4 or more drinks on an occasion in 2015. See the note below for ALCBNG30D.

On the ALC30DAY/ALCESTFL days that you drank during the past 30 days, how many drinks did you usually have? Count as a drink a can or bottle of beer; a wine cooler or a glass of wine, champagne, or sherry; a shot of liquor or a mixed drink or cocktail.

(AL07)

ALCUS30D

Len : 3 USUAL # OF DRINKS PER DAY PAST 30 DAYS

	Freq	Pct
RANGE = 1 - 85 .....	23564	41.98
975 = AT LEAST 4 OR 5 Logically assigned .....	1079	1.92
985 = BAD DATA Logically assigned .....	213	0.38
991 = NEVER USED ALCOHOL .....	16008	28.52
993 = DID NOT USE ALCOHOL IN THE PAST 30 DAYS .....	14441	25.73
994 = DON'T KNOW .....	97	0.17
997 = REFUSED .....	56	0.10
998 = BLANK (NO ANSWER) .....	678	1.21

ALCOHOL

NOTE: Beginning in 2015, female respondents were asked ALCBNG30D to report the number of days that they had 4 or more drinks on the same occasion in the past 30 days. As in prior years, male respondents in 2015 were asked for ALCBNG30D to report the number of days that they had 5 or more drinks on the same occasion in the past 30 days.

During the past 30 days, that is since [DATEFILL], on how many days did you have [4 or more]/[5 or more] drinks on the same occasion? By "occasion," we mean at the same time or within a couple of hours of each other.

(AL08)

ALCBNG30D

Len : 2 # DAYS HAD FOUR/FIVE OR MORE DRINKS PAST 30 DYS

	<b>Freq</b>	<b>Pct</b>
RANGE = 0 - 30.....	24475	43.60
80 = NO OCCAS OF 4+ or 5+ DRINKS PST 30 DAYS Log assn.....	39	0.07
85 = BAD DATA Logically assigned .....	213	0.38
91 = NEVER USED ALCOHOL.....	16008	28.52
93 = DID NOT USE ALCOHOL IN THE PAST 30 DAYS.....	14441	25.73
94 = DON'T KNOW.....	203	0.36
97 = REFUSED .....	79	0.14
98 = BLANK (NO ANSWER) .....	678	1.21

MARIJUANA

MARIJUANA

The next questions are about marijuana and hashish. Marijuana is also called pot or grass. Marijuana is usually smoked, either in cigarettes, called joints, or in a pipe. It is sometimes cooked in food. Hashish is a form of marijuana that is also called "hash." It is usually smoked in a pipe. Another form of hashish is hash oil.

Have you ever, even once, used marijuana or hashish?

(MJ01, MJREF)

MJEVER

Len : 2 EVER USED MARIJUANA/HASHISH

	Freq	Pct
1 = Yes.....	24785	44.15
2 = No.....	31312	55.78
94 = DON'T KNOW.....	22	0.04
97 = REFUSED.....	17	0.03

How old were you the first time you used marijuana or hashish?

(MJ02)

MJAGE

Len : 3 AGE WHEN FIRST USED MARIJUANA/HASHISH

	Freq	Pct
RANGE = 1 - 82.....	24559	43.75
985 = BAD DATA Logically assigned.....	68	0.12
991 = NEVER USED MARIJUANA.....	31312	55.78
994 = DON'T KNOW.....	112	0.20
997 = REFUSED.....	63	0.11
998 = BLANK (NO ANSWER).....	22	0.04

Did you first use marijuana or hashish in [CURRENT YEAR - 1] or [CURRENT YEAR]?

Did you first use marijuana or hashish in [CURRENT YEAR - 2] or [CURRENT YEAR - 1]?

In what month in [CURRENT YEAR] did you first use marijuana or hashish?

(MJ03A, MJ03B, MJ03C)

MJYFU

Len : 4 YEAR OF FIRST MARIJUANA/HASHISH USE - RECODE

	Freq	Pct
RANGE = 2017 - 2019.....	2026	3.61
9985 = BAD DATA Logically assigned.....	207	0.37
9989 = LEGITIMATE SKIP Logically assigned.....	138	0.25
9991 = NEVER USED MARIJUANA.....	31312	55.78
9994 = DON'T KNOW.....	118	0.21
9997 = REFUSED.....	66	0.12
9998 = BLANK (NO ANSWER).....	29	0.05
9999 = LEGITIMATE SKIP.....	22240	39.62

MARIJUANA

In what month in [CURRENT YEAR] did you first use marijuana or hashish?

In what month in [YEAR FROM MJ03a or MJ03b] did you first use marijuana or hashish?

(MJ03C, MJ03D)

MJMFU

Len : 2 MONTH OF FIRST MARIJUANA/HASHISH USE - RECODE

	Freq	Pct
1 = January.....	172	0.31
2 = February.....	115	0.20
3 = March.....	136	0.24
4 = April.....	141	0.25
5 = May.....	158	0.28
6 = June.....	221	0.39
7 = July.....	207	0.37
8 = August.....	156	0.28
9 = September.....	148	0.26
10 = October.....	164	0.29
11 = November.....	132	0.24
12 = December.....	137	0.24
85 = BAD DATA Logically assigned.....	206	0.37
89 = LEGITIMATE SKIP Logically assigned.....	138	0.25
91 = NEVER USED MARIJUANA.....	31312	55.78
94 = DON'T KNOW.....	253	0.45
97 = REFUSED.....	70	0.12
98 = BLANK (NO ANSWER).....	30	0.05
99 = LEGITIMATE SKIP.....	22240	39.62

How long has it been since you last used marijuana or hashish?

(MJLAST3, MJRECDK, MJRECRE)

MJREC

Len : 2 TIME SINCE LAST USED MARIJUANA/HASHISH

	Freq	Pct
1 = Within the past 30 days.....	7648	13.62
2 = More than 30 days ago but within the past 12 mos.....	4192	7.47
3 = More than 12 months ago.....	12521	22.30
8 = Used at some point in the past 12 mos LOG ASSN.....	200	0.36
9 = Used at some point in the lifetime LOG ASSN.....	220	0.39
11 = Used in the past 30 days LOGICALLY ASSIGNED.....	4	0.01
91 = NEVER USED MARIJUANA.....	31312	55.78
97 = REFUSED.....	17	0.03
98 = BLANK (NO ANSWER).....	22	0.04

(TOTMJ)

MJYRTOT

Len : 3 TOTAL # OF DAYS USED MARIJUANA IN PAST 12 MOS

	Freq	Pct
RANGE = 1 - 365.....	11738	20.91
985 = BAD DATA Logically assigned.....	133	0.24
991 = NEVER USED MARIJUANA.....	31312	55.78
993 = DID NOT USE MARIJUANA IN THE PAST 12 MOS.....	12521	22.30
994 = DON'T KNOW.....	126	0.22
997 = REFUSED.....	64	0.11
998 = BLANK (NO ANSWER).....	242	0.43

MRTOTFG

Len : 2 TRIMMING INDICATOR FOR MJYRTOT

	Freq	Pct
1 = Trimmed to 365 days (no further editing).....	15	0.03
2 = Trimmed relative to the 30-day freq.....	416	0.74
98 = BLANK (NO ANSWER).....	55705	99.23

MJFQFLG

Len : 2 TRIMMED MJYRTOT IF R USED < 12 MOS

	Freq	Pct
1 = Trimmed to be consistent with mo/yr of 1st use.....	440	0.78
98 = BLANK (NO ANSWER).....	55696	99.22



MARIJUANA

Now think about the past 12 months, from [DATEFILL] through today. We want to know how many days you've used marijuana or hashish during the past 12 months.

What would be the easiest way for you to tell us how many days you've used it?

(MJFRAME3)  
MRBSTWAY

Len : 2 EASIEST WAY TO TELL US # DAYS USED MARIJUANA/HASH

	Freq	Pct
1 = Prefer to answer in days per week.....	4611	8.21
2 = Prefer to answer in days per month.....	2805	5.00
3 = Prefer to answer in days per year.....	4336	7.72
11 = Prefer to ans in days per wk LOG ASSN.....	24	0.04
12 = Prefer to ans in days per mo LOG ASSN.....	21	0.04
13 = Prefer to ans in days per yr LOG ASSN.....	79	0.14
85 = BAD DATA Logically assigned.....	132	0.24
91 = NEVER USED MARIJUANA.....	31312	55.78
93 = DID NOT USE MARIJUANA IN THE PAST 12 MOS.....	12521	22.30
94 = DON'T KNOW.....	26	0.05
97 = REFUSED.....	27	0.05
98 = BLANK (NO ANSWER).....	242	0.43

On how many days in the past 12 months did you use marijuana or hashish?

(MJYRAVE)  
MRDAYPYR

Len : 3 # DAYS USED MARIJUANA/HASHISH PAST 12 MONTHS

	Freq	Pct
RANGE = 1 - 366.....	4390	7.82
985 = BAD DATA Logically assigned.....	22	0.04
989 = LEGITIMATE SKIP Logically assigned.....	47	0.08
991 = NEVER USED MARIJUANA.....	31312	55.78
993 = DID NOT USE MARIJUANA IN THE PAST 12 MOS.....	12521	22.30
994 = DON'T KNOW.....	50	0.09
997 = REFUSED.....	28	0.05
998 = BLANK (NO ANSWER).....	352	0.63
999 = LEGITIMATE SKIP.....	7414	13.21

On average, how many days did you use marijuana or hashish each month during the past 12 months?

(MJMONAVE)  
MRDAYPMO

Len : 2 # DAYS PER MO USED MARIJUANA/HASHISH PAST 12 MOS

	Freq	Pct
RANGE = 1 - 31.....	2794	4.98
85 = BAD DATA Logically assigned.....	50	0.09
89 = LEGITIMATE SKIP Logically assigned.....	24	0.04
91 = NEVER USED MARIJUANA.....	31312	55.78
93 = DID NOT USE MARIJUANA IN THE PAST 12 MOS.....	12521	22.30
94 = DON'T KNOW.....	66	0.12
97 = REFUSED.....	42	0.07
98 = BLANK (NO ANSWER).....	326	0.58
99 = LEGITIMATE SKIP.....	9001	16.03

On average, how many days did you use marijuana or hashish each week during the past 12 months?

(MJWKAVE)  
MRDAYPWK

Len : 2 # DAYS PER WEEK USED MARIJUANA/HASHISH PAST 12 MOS

	Freq	Pct
RANGE = 1 - 7.....	4554	8.11
85 = BAD DATA Logically assigned.....	61	0.11
91 = NEVER USED MARIJUANA.....	31312	55.78
93 = DID NOT USE MARIJUANA IN THE PAST 12 MOS.....	12521	22.30
94 = DON'T KNOW.....	125	0.22
97 = REFUSED.....	64	0.11
98 = BLANK (NO ANSWER).....	315	0.56
99 = LEGITIMATE SKIP.....	7184	12.80

MARIJUANA

Think specifically about the past 30 days, from [DATEFILL] up to and including today. During the past 30 days, on how many days did you use marijuana or hashish?

(MJ06)

MJDAY30A

Len : 2 # DAYS USED MARIJUANA/HASHISH PAST 30 DAYS

	Freq	Pct
RANGE = 1 - 30 .....	7562	13.47
85 = BAD DATA Logically assigned .....	82	0.15
91 = NEVER USED MARIJUANA .....	31312	55.78
93 = DID NOT USE MARIJUANA IN THE PAST 30 DAYS .....	16713	29.77
94 = DON'T KNOW .....	61	0.11
97 = REFUSED .....	42	0.07
98 = BLANK (NO ANSWER) .....	364	0.65

What is your best estimate of the number of days you used marijuana or hashish during the past 30 days?

(MJ06DKRE)

MR30EST

Len : 2 BEST EST. # DAYS USED MARIJUANA PAST 30 DAYS

	Freq	Pct
1 = 1 or 2 days .....	7	0.01
2 = 3 to 5 days.....	11	0.02
3 = 6 to 9 days.....	13	0.02
4 = 10 to 19 days.....	18	0.03
5 = 20 to 29 days.....	6	0.01
6 = All 30 days.....	16	0.03
91 = NEVER USED MARIJUANA .....	31312	55.78
93 = DID NOT USE MARIJUANA IN THE PAST 30 DAYS .....	16713	29.77
94 = DON'T KNOW .....	6	0.01
97 = REFUSED .....	27	0.05
98 = BLANK (NO ANSWER) .....	446	0.79
99 = LEGITIMATE SKIP.....	7561	13.47

COCAINE

COCAINE

These questions are about cocaine, including all the different forms of cocaine such as powder, "crack," free base, and coca paste.

Have you ever, even once, used any form of cocaine?

(CC01, CCREF)

COCEVER

Len : 2 EVER USED COCAINE

	Freq	Pct
1 = Yes.....	6612	11.78
2 = No.....	49502	88.18
94 = DON'T KNOW.....	11	0.02
97 = REFUSED.....	11	0.02

How old were you the first time you used cocaine, in any form?

(CC02)

COGAGE

Len : 3 AGE WHEN FIRST USED COCAINE

	Freq	Pct
RANGE = 1 - 72.....	6553	11.67
985 = BAD DATA Logically assigned.....	13	0.02
991 = NEVER USED COCAINE.....	49502	88.18
994 = DON'T KNOW.....	36	0.06
997 = REFUSED.....	21	0.04
998 = BLANK (NO ANSWER).....	11	0.02

Did you first use cocaine in any form in [CURRENT YEAR - 1] or [CURRENT YEAR]?

Did you first use cocaine in any form in [CURRENT YEAR - 2] or [CURRENT YEAR - 1]?

In what month in [CURRENT YEAR] did you first use cocaine in any form?

(CC03A, CC03B, CC03C)

COCYFU

Len : 4 YEAR OF FIRST COCAINE USE - RECODE

	Freq	Pct
RANGE = 2017 - 2019.....	411	0.73
9985 = BAD DATA Logically assigned.....	45	0.08
9989 = LEGITIMATE SKIP Logically assigned.....	48	0.09
9991 = NEVER USED COCAINE.....	49502	88.18
9994 = DON'T KNOW.....	37	0.07
9997 = REFUSED.....	24	0.04
9998 = BLANK (NO ANSWER).....	11	0.02
9999 = LEGITIMATE SKIP.....	6058	10.79

In what month in [CURRENT YEAR] did you first use cocaine in any form?

In what month in [YEAR FROM CC03a or CC03b] did you first use cocaine?

(CC03C, CC03D)

COCMFU

Len : 2 MONTH OF FIRST COCAINE USE - RECODE

	Freq	Pct
1 = January.....	47	0.08
2 = February.....	25	0.04
3 = March.....	43	0.08
4 = April.....	26	0.05
5 = May.....	31	0.06
6 = June.....	32	0.06
7 = July.....	37	0.07
8 = August.....	38	0.07
9 = September.....	26	0.05
10 = October.....	39	0.07
11 = November.....	19	0.03
12 = December.....	30	0.05
85 = BAD DATA Logically assigned.....	45	0.08
89 = LEGITIMATE SKIP Logically assigned.....	48	0.09
91 = NEVER USED COCAINE.....	49502	88.18
94 = DON'T KNOW.....	53	0.09
97 = REFUSED.....	26	0.05
98 = BLANK (NO ANSWER).....	11	0.02
99 = LEGITIMATE SKIP.....	6058	10.79

COCAINE

How long has it been since you last used cocaine?

(CCLAST3, CCRECDK, CCRECRE)

COCREC

Len : 2 TIME SINCE LAST USED COCAINE

	Freq	Pct
1 = Within the past 30 days.....	433	0.77
2 = More than 30 days ago but within the past 12 mos .....	825	1.47
3 = More than 12 months ago .....	5241	9.34
8 = Used at some point in the past 12 mos LOG ASSN.....	27	0.05
9 = Used at some point in the lifetime LOG ASSN.....	59	0.11
11 = Used in the past 30 days LOGICALLY ASSIGNED.....	16	0.03
12 = Used >30 days ago but within pst 12 mos LOG ASSN.....	11	0.02
91 = NEVER USED COCAINE .....	49502	88.18
97 = REFUSED .....	11	0.02
98 = BLANK (NO ANSWER) .....	11	0.02

(TOTCOKE)

COCYRTOT

Len : 3 TOTAL # OF DAYS USED COCAINE IN PAST 12 MONTHS

	Freq	Pct
RANGE = 1 - 360 .....	1281	2.28
985 = BAD DATA Logically assigned .....	9	0.02
991 = NEVER USED COCAINE .....	49502	88.18
993 = DID NOT USE COCAINE IN THE PAST 12 MOS .....	5241	9.34
994 = DON'T KNOW .....	2	0.00
997 = REFUSED .....	14	0.02
998 = BLANK (NO ANSWER).....	87	0.15

CCTOTFG

Len : 2 TRIMMING INDICATOR FOR COCYRTOT

	Freq	Pct
1 = Trimmed to 365 days (no further editing).....	1	0.00
2 = Trimmed relative to the 30-day freq .....	5	0.01
98 = BLANK (NO ANSWER) .....	56130	99.99

CCFQFLG

Len : 2 TRIMMED COCYRTOT IF R USED < 12 MOS

	Freq	Pct
1 = Trimmed to be consistent with mo/yr of 1st use .....	51	0.09
98 = BLANK (NO ANSWER) .....	56085	99.91

Now think about the past 12 months, from [DATEFILL] through today. We want to know how many days you've used cocaine during the past 12 months.

What would be the easiest way for you to tell us how many days you've used it?

(CCFRAME3)

CCBSTWAY

Len : 2 EASIEST WAY TO TELL US # DAYS USED COCAINE

	Freq	Pct
1 = Prefer to answer in days per week.....	169	0.30
2 = Prefer to answer in days per month.....	251	0.45
3 = Prefer to answer in days per year .....	812	1.45
11 = Prefer to ans in days per wk LOG ASSN .....	2	0.00
12 = Prefer to ans in days per mo LOG ASSN.....	1	0.00
13 = Prefer to ans in days per yr LOG ASSN .....	11	0.02
21 = Prefer to ans in days per wk (CRBSTWAY=1,11).....	19	0.03
22 = Prefer to ans in days per mo (CRBSTWAY=2,12).....	14	0.02
23 = Prefer to ans in days per yr (CRBSTWAY=3,13).....	7	0.01
85 = BAD DATA Logically assigned .....	9	0.02
91 = NEVER USED COCAINE .....	49502	88.18
93 = DID NOT USE COCAINE IN THE PAST 12 MOS .....	5241	9.34
97 = REFUSED .....	11	0.02
98 = BLANK (NO ANSWER) .....	87	0.15

COCAINE

On how many days in the past 12 months did you use cocaine?

(CCYRAVE)  
CCDAYPYR

Len : 3 # DAYS USED COCAINE PAST 12 MONTHS

	Freq	Pct
RANGE = 1 - 255 .....	828	1.47
989 = LEGITIMATE SKIP Logically assigned .....	13	0.02
991 = NEVER USED COCAINE .....	49502	88.18
993 = DID NOT USE COCAINE IN THE PAST 12 MOS .....	5241	9.34
997 = REFUSED .....	13	0.02
998 = BLANK (NO ANSWER).....	96	0.17
999 = LEGITIMATE SKIP.....	443	0.79

On average, how many days did you use cocaine each month during the past 12 months?

(CCMONAVE)  
CCDAYPMO

Len : 2 # DAYS PER MONTH USED COCAINE PAST 12 MONTHS

	Freq	Pct
RANGE = 1 - 31 .....	264	0.47
85 = BAD DATA Logically assigned .....	5	0.01
89 = LEGITIMATE SKIP Logically assigned .....	4	0.01
91 = NEVER USED COCAINE .....	49502	88.18
93 = DID NOT USE COCAINE IN THE PAST 12 MOS .....	5241	9.34
94 = DON'T KNOW.....	2	0.00
97 = REFUSED .....	13	0.02
98 = BLANK (NO ANSWER) .....	91	0.16
99 = LEGITIMATE SKIP.....	1014	1.81

On average, how many days did you use cocaine each week during the past 12 months?

(CCWKAVE)  
CCDAYPWK

Len : 2 # DAYS PER WEEK USED COCAINE PAST 12 MONTHS

	Freq	Pct
RANGE = 1 - 7.....	189	0.34
85 = BAD DATA Logically assigned .....	4	0.01
91 = NEVER USED COCAINE .....	49502	88.18
93 = DID NOT USE COCAINE IN THE PAST 12 MOS .....	5241	9.34
94 = DON'T KNOW.....	2	0.00
97 = REFUSED .....	14	0.02
98 = BLANK (NO ANSWER) .....	92	0.16
99 = LEGITIMATE SKIP.....	1092	1.95

Think specifically about the past 30 days, from [DATEFILL] up to and including today. During the past 30 days, on how many days did you use cocaine?

(CC06)  
COCUS30A

Len : 2 # DAYS USED COCAINE PAST 30 DAYS

	Freq	Pct
RANGE = 1 - 30.....	431	0.77
85 = BAD DATA Logically assigned .....	15	0.03
91 = NEVER USED COCAINE .....	49502	88.18
93 = DID NOT USE COCAINE IN THE PAST 30 DAYS .....	6077	10.83
94 = DON'T KNOW .....	1	0.00
97 = REFUSED .....	12	0.02
98 = BLANK (NO ANSWER) .....	98	0.17

What is your best estimate of the number of days you used cocaine during the past 30 days?

(CC06DKRE)  
CC30EST

Len : 2 BEST ESTIMATE # DAYS USED COCAINE PAST 30 DAYS

	Freq	Pct
1 = 1 or 2 days .....	2	0.00
91 = NEVER USED COCAINE .....	49502	88.18
93 = DID NOT USE COCAINE IN THE PAST 30 DAYS.....	6077	10.83
97 = REFUSED .....	12	0.02
98 = BLANK (NO ANSWER) .....	113	0.20
99 = LEGITIMATE SKIP.....	430	0.77

CRACK

**CRACK**

The next questions are about 'crack', that is cocaine in rock or chunk form, and not the other forms of cocaine.

Have you ever, even once, used 'crack'?

(CK01, CKREF)

CRKEVER

Len : 2 EVER USED CRACK

	Freq	Pct
1 = Yes.....	1469	2.62
2 = No.....	5141	9.16
91 = NEVER USED COCAINE (COCEVER=2).....	49502	88.18
94 = DON'T KNOW.....	2	0.00
97 = REFUSED.....	11	0.02
98 = BLANK (NO ANSWER).....	11	0.02

How old were you the first time you used 'crack'?

(CK02)

CRKAGE

Len : 3 AGE WHEN FIRST USED CRACK

	Freq	Pct
RANGE = 5 - 64.....	1460	2.60
991 = NEVER USED CRACK.....	54643	97.34
994 = DON'T KNOW.....	6	0.01
997 = REFUSED.....	14	0.02
998 = BLANK (NO ANSWER).....	13	0.02

Did you first use 'crack' in [CURRENT YEAR - 1] or [CURRENT YEAR]?

Did you first use 'crack' in [CURRENT YEAR - 2] or [CURRENT YEAR - 1]?

In what month in [CURRENT YEAR] did you first use 'crack'?

(CK03A, CK03B, CK03C)

CRKYFU

Len : 4 YEAR OF FIRST CRACK USE - RECODE

	Freq	Pct
RANGE = 2017 - 2019.....	36	0.06
9985 = BAD DATA Logically assigned.....	8	0.01
9989 = LEGITIMATE SKIP Logically assigned.....	6	0.01
9991 = NEVER USED CRACK.....	54643	97.34
9994 = DON'T KNOW.....	6	0.01
9997 = REFUSED.....	14	0.02
9998 = BLANK (NO ANSWER).....	13	0.02
9999 = LEGITIMATE SKIP.....	1410	2.51

In what month in [CURRENT YEAR] did you first use 'crack'?

In what month in [YEAR FROM CK03a or CK03b] did you first use 'crack'?

(CK03C, CK03D)

CRKMFU

Len : 2 MONTH OF FIRST CRACK USE - RECODE

	Freq	Pct
2 = February.....	7	0.01
3 = March.....	2	0.00
4 = April.....	3	0.01
6 = June.....	4	0.01
7 = July.....	5	0.01
8 = August.....	5	0.01
9 = September.....	3	0.01
10 = October.....	2	0.00
11 = November.....	2	0.00
12 = December.....	1	0.00
85 = BAD DATA Logically assigned.....	8	0.01
89 = LEGITIMATE SKIP Logically assigned.....	6	0.01
91 = NEVER USED CRACK.....	54643	97.34
94 = DON'T KNOW.....	8	0.01
97 = REFUSED.....	14	0.02
98 = BLANK (NO ANSWER).....	13	0.02
99 = LEGITIMATE SKIP.....	1410	2.51

CRACK

How long has it been since you last used 'crack'?

(CKLAST3, CKRECDK, CKRECRE)

CRAKREC

Len : 2 TIME SINCE LAST USED CRACK

	Freq	Pct
1 = Within the past 30 days.....	70	0.12
2 = More than 30 days ago but within the past 12 mos .....	71	0.13
3 = More than 12 months ago .....	1315	2.34
8 = Used at some point in the past 12 mos LOG ASSN.....	3	0.01
9 = Used at some point in the lifetime LOG ASSN.....	10	0.02
91 = NEVER USED CRACK.....	54643	97.34
97 = REFUSED .....	11	0.02
98 = BLANK (NO ANSWER) .....	13	0.02

(TOTCRACK)

CRKYRTOT

Len : 3 TOTAL # DAYS USED CRACK IN PAST 12 MONTHS

	Freq	Pct
RANGE = 1 - 360 .....	140	0.25
985 = BAD DATA Logically assigned .....	3	0.01
991 = NEVER USED CRACK .....	54643	97.34
993 = DID NOT USE CRACK IN THE PAST 12 MOS .....	1315	2.34
997 = REFUSED .....	11	0.02
998 = BLANK (NO ANSWER).....	24	0.04

CRTOTFG

Len : 2 TRIMMING INDICATOR FOR CRKYRTOT

	Freq	Pct
2 = Trimmed relative to the 30-day freq .....	8	0.01
98 = BLANK (NO ANSWER) .....	56128	99.99

CRFQFLG

Len : 2 TRIMMED CRKYRTOT IF R USED < 12 MOS

	Freq	Pct
1 = Trimmed to be consistent with mo/yr of 1st use .....	8	0.01
98 = BLANK (NO ANSWER) .....	56128	99.99

Now think about the past 12 months, from [DATEFILL] through today. We want to know how many days you've used 'crack' during the past 12 months.

What would be the easiest way for you to tell us how many days you've used it?

(CKFRAME3)

CRBSTWAY

Len : 2 EASIEST WAY TO TELL US # DAYS USED CRACK

	Freq	Pct
1 = Prefer to answer in days per week.....	49	0.09
2 = Prefer to answer in days per month.....	37	0.07
3 = Prefer to answer in days per year.....	54	0.10
85 = BAD DATA Logically assigned .....	3	0.01
91 = NEVER USED CRACK .....	54643	97.34
93 = DID NOT USE CRACK IN THE PAST 12 MOS .....	1315	2.34
97 = REFUSED .....	11	0.02
98 = BLANK (NO ANSWER) .....	24	0.04

On how many days in the past 12 months did you use 'crack'?

(CKYRAVE)

CRDAYPYR

Len : 3 # DAYS USED CRACK PAST 12 MONTHS

	Freq	Pct
RANGE = 1 - 200 .....	54	0.10
985 = BAD DATA Logically assigned .....	1	0.00
991 = NEVER USED CRACK .....	54643	97.34
993 = DID NOT USE CRACK IN THE PAST 12 MOS .....	1315	2.34
997 = REFUSED .....	11	0.02
998 = BLANK (NO ANSWER).....	26	0.05
999 = LEGITIMATE SKIP.....	86	0.15



CRACK

On average, how many days did you use 'crack' each month during the past 12 months?

(CKMONAVE)  
CRDAYPMO

Len : 2 # DAYS PER MONTH USED CRACK PAST 12 MONTHS

	Freq	Pct
RANGE = 1 - 31 .....	37	0.07
91 = NEVER USED CRACK .....	54643	97.34
93 = DID NOT USE CRACK IN THE PAST 12 MOS .....	1315	2.34
97 = REFUSED .....	11	0.02
98 = BLANK (NO ANSWER) .....	27	0.05
99 = LEGITIMATE SKIP .....	103	0.18

On average, how many days did you use 'crack' each week during the past 12 months?

(CKWKAVE)  
CRDAYPWK

Len : 2 # DAYS PER WEEK USED CRACK PAST 12 MONTHS

	Freq	Pct
RANGE = 1 - 7 .....	49	0.09
85 = BAD DATA Logically assigned .....	2	0.00
91 = NEVER USED CRACK .....	54643	97.34
93 = DID NOT USE CRACK IN THE PAST 12 MOS .....	1315	2.34
97 = REFUSED .....	11	0.02
98 = BLANK (NO ANSWER) .....	25	0.04
99 = LEGITIMATE SKIP .....	91	0.16

Think specifically about the past 30 days, from [DATEFILL] up to and including today. During the past 30 days, on how many days did you use 'crack'?

(CK06)  
CRKUS30A

Len : 2 # DAYS USED CRACK PAST 30 DAYS

	Freq	Pct
RANGE = 1 - 30 .....	70	0.12
91 = NEVER USED CRACK .....	54643	97.34
93 = DID NOT USE CRACK IN THE PAST 30 DAYS .....	1386	2.47
97 = REFUSED .....	11	0.02
98 = BLANK (NO ANSWER) .....	26	0.05

What is your best estimate of the number of days you used 'crack' during the past 30 days?

(CK06DKRE)  
CR30EST

Len : 2 BEST ESTIMATE # DAYS USED CRACK PAST 30 DAYS

	Freq	Pct
91 = NEVER USED CRACK .....	54643	97.34
93 = DID NOT USE CRACK IN THE PAST 30 DAYS .....	1386	2.47
97 = REFUSED .....	11	0.02
98 = BLANK (NO ANSWER) .....	26	0.05
99 = LEGITIMATE SKIP .....	70	0.12

HEROIN

**HEROIN**

These next questions are about heroin.

Have you ever, even once, used heroin?

(HE01, HEREF)

HEREVER

Len : 2 EVER USED HEROIN

	Freq	Pct
1 = Yes.....	971	1.73
2 = No.....	55135	98.22
94 = DON'T KNOW.....	29	0.05
97 = REFUSED.....	1	0.00

How old were you the first time you used heroin?

(HE02)

HERAGE

Len : 3 AGE WHEN FIRST USED HEROIN

	Freq	Pct
RANGE = 2 - 70.....	960	1.71
985 = BAD DATA Logically assigned.....	4	0.01
991 = NEVER USED HEROIN.....	55135	98.22
994 = DON'T KNOW.....	5	0.01
997 = REFUSED.....	3	0.01
998 = BLANK (NO ANSWER).....	29	0.05

Did you first use heroin in [CURRENT YEAR - 1] or [CURRENT YEAR]?

Did you first use heroin in [CURRENT YEAR - 2] or [CURRENT YEAR - 1]?

In what month in [CURRENT YEAR] did you first use heroin?

(HE03A, HE03B, HE03C)

HERYFU

Len : 4 YEAR OF FIRST HEROIN USE - RECODE

	Freq	Pct
RANGE = 2017 - 2019.....	26	0.05
9985 = BAD DATA Logically assigned.....	8	0.01
9989 = LEGITIMATE SKIP Logically assigned.....	5	0.01
9991 = NEVER USED HEROIN.....	55135	98.22
9994 = DON'T KNOW.....	5	0.01
9997 = REFUSED.....	3	0.01
9998 = BLANK (NO ANSWER).....	29	0.05
9999 = LEGITIMATE SKIP.....	925	1.65

HEROIN

In what month in [CURRENT YEAR] did you first use heroin?

In what month in [YEAR FROM HE03a or HE03b] did you first use heroin?

(HE03C, HE03D)

HERMFU

Len : 2 MONTH OF FIRST HEROIN USE - RECODE

	Freq	Pct
1 = January.....	2	0.00
2 = February.....	1	0.00
3 = March.....	3	0.01
4 = April.....	1	0.00
6 = June.....	1	0.00
7 = July.....	2	0.00
8 = August.....	4	0.01
9 = September.....	1	0.00
10 = October.....	4	0.01
11 = November.....	2	0.00
12 = December.....	3	0.01
85 = BAD DATA Logically assigned.....	8	0.01
89 = LEGITIMATE SKIP Logically assigned.....	5	0.01
91 = NEVER USED HEROIN.....	55135	98.22
94 = DON'T KNOW.....	7	0.01
97 = REFUSED.....	3	0.01
98 = BLANK (NO ANSWER).....	29	0.05
99 = LEGITIMATE SKIP.....	925	1.65

How long has it been since you last used heroin?

(HELAST3, HERECDK, HERECRE)

HERREC

Len : 2 TIME SINCE LAST USED HEROIN

	Freq	Pct
1 = Within the past 30 days.....	71	0.13
2 = More than 30 days ago but within the past 12 mos.....	82	0.15
3 = More than 12 months ago.....	802	1.43
8 = Used at some point in the past 12 mos LOG ASSN.....	8	0.01
9 = Used at some point in the lifetime LOG ASSN.....	8	0.01
91 = NEVER USED HEROIN.....	55135	98.22
97 = REFUSED.....	1	0.00
98 = BLANK (NO ANSWER).....	29	0.05

(TOTHERO)

HERYRTOT

Len : 3 TOTAL # OF DAYS USED HEROIN IN PAST 12 MONTHS

	Freq	Pct
RANGE = 1 - 365.....	153	0.27
985 = BAD DATA Logically assigned.....	7	0.01
991 = NEVER USED HEROIN.....	55135	98.22
993 = DID NOT USE HEROIN IN THE PAST 12 MOS.....	802	1.43
997 = REFUSED.....	2	0.00
998 = BLANK (NO ANSWER).....	37	0.07

HRTOTFG

Len : 2 TRIMMING INDICATOR FOR HERYRTOT

	Freq	Pct
2 = Trimmed relative to the 30-day freq.....	4	0.01
98 = BLANK (NO ANSWER).....	56132	99.99

HRFQFLG

Len : 2 TRIMMED HERYRTOT IF R USED < 12 MOS

	Freq	Pct
1 = Trimmed to be consistent with mo/yr of 1st use.....	2	0.00
98 = BLANK (NO ANSWER).....	56134	100.0

HEROIN

Now think about the past 12 months, from [DATEFILL] through today. We want to know how many days you've used heroin during the past 12 months.

What would be the easiest way for you to tell us how many days you've used it?

(HEFRAME3)  
HRBSTWAY

Len : 2 EASIEST WAY TO TELL US # DAYS USED HEROIN

	Freq	Pct
1 = Prefer to answer in days per week.....	62	0.11
2 = Prefer to answer in days per month.....	29	0.05
3 = Prefer to answer in days per year.....	60	0.11
11 = Prefer to ans in days per wk LOG ASSN.....	1	0.00
13 = Prefer to ans in days per yr LOG ASSN.....	2	0.00
85 = BAD DATA Logically assigned.....	7	0.01
91 = NEVER USED HEROIN.....	55135	98.22
93 = DID NOT USE HEROIN IN THE PAST 12 MOS.....	802	1.43
97 = REFUSED.....	1	0.00
98 = BLANK (NO ANSWER).....	37	0.07

On how many days in the past 12 months did you use heroin?

(HEYRAVE)  
HRDAYPYR

Len : 3 # DAYS USED HEROIN PAST 12 MONTHS

	Freq	Pct
RANGE = 1 - 365.....	62	0.11
989 = LEGITIMATE SKIP Logically assigned.....	1	0.00
991 = NEVER USED HEROIN.....	55135	98.22
993 = DID NOT USE HEROIN IN THE PAST 12 MOS.....	802	1.43
997 = REFUSED.....	1	0.00
998 = BLANK (NO ANSWER).....	44	0.08
999 = LEGITIMATE SKIP.....	91	0.16

On average, how many days did you use heroin each month during the past 12 months?

(HEMNAVE)  
HRDAYPMO

Len : 2 # DAYS PER MONTH USED HEROIN PAST 12 MONTHS

	Freq	Pct
RANGE = 1 - 30.....	29	0.05
85 = BAD DATA Logically assigned.....	2	0.00
89 = LEGITIMATE SKIP Logically assigned.....	1	0.00
91 = NEVER USED HEROIN.....	55135	98.22
93 = DID NOT USE HEROIN IN THE PAST 12 MOS.....	802	1.43
97 = REFUSED.....	1	0.00
98 = BLANK (NO ANSWER).....	42	0.07
99 = LEGITIMATE SKIP.....	124	0.22

On average, how many days did you use heroin each week during the past 12 months?

(HEWKAVE)  
HRDAYPWK

Len : 2 # DAYS PER WEEK USED HEROIN PAST 12 MONTHS

	Freq	Pct
RANGE = 1 - 7.....	62	0.11
85 = BAD DATA Logically assigned.....	5	0.01
91 = NEVER USED HEROIN.....	55135	98.22
93 = DID NOT USE HEROIN IN THE PAST 12 MOS.....	802	1.43
97 = REFUSED.....	2	0.00
98 = BLANK (NO ANSWER).....	39	0.07
99 = LEGITIMATE SKIP.....	91	0.16

HEROIN

Think specifically about the past 30 days, from [DATEFILL] up to and including today. During the past 30 days, on how many days did you use heroin?

(HE06)

HER30USE

Len : 2 # DAYS USED HEROIN PAST 30 DAYS

	Freq	Pct
RANGE = 1 - 30 .....	71	0.13
85 = BAD DATA Logically assigned .....	1	0.00
91 = NEVER USED HEROIN .....	55135	98.22
93 = DID NOT USE HEROIN IN THE PAST 30 DAYS .....	884	1.57
97 = REFUSED .....	1	0.00
98 = BLANK (NO ANSWER) .....	44	0.08

What is your best estimate of the number of days you used heroin during the past 30 days?

(HE06DKRE)

HR30EST

Len : 2 BEST EST. # DAYS USED HEROIN PAST 30 DAYS

	Freq	Pct
91 = NEVER USED HEROIN .....	55135	98.22
93 = DID NOT USE HEROIN IN THE PAST 30 DAYS .....	884	1.57
97 = REFUSED .....	1	0.00
98 = BLANK (NO ANSWER) .....	45	0.08
99 = LEGITIMATE SKIP .....	71	0.13

HALLUCINOGENS

HALLUCINOGENS

The next questions are about substances called hallucinogens. These drugs often cause people to see or experience things that are not real.

A list of some common hallucinogens is shown below. These and many other substances that people use as hallucinogens are often known by street names, and we can't list them all. Please take a moment to look at the substances listed below so you know what kind of drugs the next questions are about.

- LSD, also called 'acid'
- PCP, also called 'angel dust' or phencyclidine
- Peyote
- Mescaline
- Psilocybin
- 'Ecstasy' or 'Molly', also called MDMA
- Ketamine, also called 'Special K' or 'Super K'
- DMT, also called dimethyltryptamine
- AMT, also called alpha-methyltryptamine
- Foxy, also called 5-MeO-DIPT
- Salvia divinorum

Have you ever, even once, used LSD, also called 'acid'?

(LS01A, LSREF1)

<u>LSD</u>	Len : 2	EVER USED LSD ("ACID")		
			<b>Freq</b>	<b>Pct</b>
		1 = Yes.....	4910	8.75
		2 = No.....	3462	6.17
		85 = BAD DATA Logically assigned.....	1	0.00
		91 = NEVER USED HALLUCINOGENS .....	47707	84.98
		94 = DON'T KNOW.....	51	0.09
		97 = REFUSED .....	5	0.01

Have you ever, even once, used PCP, also called 'angel dust' or phencyclidine?

(LS01B, LSREF2)

<u>PCP</u>	Len : 2	EVER USED PCP ("ANGEL DUST," PHENCYCLIDINE)		
			<b>Freq</b>	<b>Pct</b>
		1 = Yes.....	728	1.30
		2 = No.....	7638	13.61
		3 = Yes LOGICALLY ASSIGNED.....	1	0.00
		85 = BAD DATA Logically assigned.....	1	0.00
		91 = NEVER USED HALLUCINOGENS .....	47707	84.98
		94 = DON'T KNOW.....	58	0.10
		97 = REFUSED .....	3	0.01

Have you ever, even once, used peyote?

(LS01C)

<u>PEYOTE</u>	Len : 2	EVER USED PEYOTE		
			<b>Freq</b>	<b>Pct</b>
		1 = Yes.....	741	1.32
		2 = No.....	7615	13.57
		3 = Yes LOGICALLY ASSIGNED.....	1	0.00
		85 = BAD DATA Logically assigned.....	1	0.00
		91 = NEVER USED HALLUCINOGENS .....	47707	84.98
		94 = DON'T KNOW.....	67	0.12
		97 = REFUSED .....	4	0.01

Have you ever, even once, used mescaline?

(LS01D)

<u>MESC</u>	Len : 2	EVER USED Mescaline		
			<b>Freq</b>	<b>Pct</b>
		1 = Yes.....	814	1.45
		2 = No.....	7528	13.41
		3 = Yes LOGICALLY ASSIGNED.....	2	0.00
		85 = BAD DATA Logically assigned.....	1	0.00
		91 = NEVER USED HALLUCINOGENS .....	47707	84.98
		94 = DON'T KNOW.....	78	0.14
		97 = REFUSED .....	6	0.01

HALLUCINOGENS

Have you ever, even once, used psilocybin, found in mushrooms?

(LS01E)  
PSILCY

Len : 2 EVER USED PSILOCYBIN (MUSHROOMS)

	Freq	Pct
1 = Yes.....	4665	8.31
2 = No.....	3612	6.43
3 = Yes LOGICALLY ASSIGNED.....	34	0.06
85 = BAD DATA Logically assigned.....	1	0.00
91 = NEVER USED HALLUCINOGENS .....	47707	84.98
94 = DON'T KNOW .....	106	0.19
97 = REFUSED .....	11	0.02

Have you ever, even once, used 'Ecstasy' or 'Molly,' also known as MDMA?

(LS01F, LSREF3)  
ECSTMOLLY

Len : 2 EVER USED 'ECSTASY' OR 'MOLLY' (MDMA)

	Freq	Pct
1 = Yes.....	4346	7.74
2 = No.....	4012	7.15
3 = Yes LOGICALLY ASSIGNED.....	3	0.01
85 = BAD DATA Logically assigned.....	1	0.00
91 = NEVER USED HALLUCINOGENS .....	47707	84.98
94 = DON'T KNOW .....	61	0.11
97 = REFUSED .....	6	0.01

Have you ever, even once, used Ketamine, also called 'Special K' or 'Super K'?

(LS01I)  
KETMINESK

Len : 2 EVER USED KETAMINE

	Freq	Pct
1 = Yes.....	772	1.38
2 = No.....	7574	13.49
85 = BAD DATA Logically assigned.....	1	0.00
91 = NEVER USED KETAMINE .....	47707	84.98
94 = DON'T KNOW .....	76	0.14
97 = REFUSED .....	6	0.01

Have you ever, even once, used any of the following:

DMT, also called dimethyltryptamine,  
AMT, also called alpha-methyltryptamine, or  
Foxy, also called 5-MeO-DIPT?

(LS01J)  
DMTAMTFXY

Len : 2 EVER USED DMT, AMT, FOXY

	Freq	Pct
1 = Yes.....	732	1.30
2 = No.....	7599	13.54
3 = Yes LOGICALLY ASSIGNED.....	2	0.00
85 = BAD DATA Logically assigned.....	1	0.00
91 = NEVER USED DMT, AMT, FOXY.....	47707	84.98
94 = DON'T KNOW .....	88	0.16
97 = REFUSED .....	7	0.01

Have you ever, even once, used Salvia divinorum?

(LS01K)  
SALVIADIV

Len : 2 EVER USED SALVIA DIVINORUM

	Freq	Pct
1 = Yes.....	1165	2.08
2 = No.....	7152	12.74
3 = Yes LOGICALLY ASSIGNED.....	1	0.00
85 = BAD DATA Logically assigned.....	1	0.00
91 = NEVER USED SALVIA DIVINORUM .....	47707	84.98
94 = DON'T KNOW .....	102	0.18
97 = REFUSED .....	8	0.01

HALLUCINOGENS

NOTE: HALLUCOTH was assigned a code of 5 (see documentation below) when either of the following occurred: (a) the only hallucinogens that were used in the respondent's lifetime were LSD, PCP, Ecstasy, ketamine, DMT/AMT/Foxy, or Salvia divinorum but the respondent reported more recent use of any hallucinogen than was reported for these six hallucinogens; or (b) the only hallucinogens that were used in the respondent's lifetime were LSD, PCP, Ecstasy but the respondent reported earlier initiation of any hallucinogen than was reported for these three hallucinogens.

Have you ever, even once used any other hallucinogens besides the ones that have been listed?

(LS01H)

HALLUCOTH

Len : 2 EVER USED OTHER HALLUCINOGEN

	<b>Freq</b>	<b>Pct</b>
1 = Yes.....	583	1.04
2 = No.....	7712	13.74
5 = Yes (specific hallucinogen unknown) LOG ASSN.....	56	0.10
85 = BAD DATA Logically assigned.....	1	0.00
91 = NEVER USED HALLUCINOGENS.....	47707	84.98
94 = DON'T KNOW.....	67	0.12
97 = REFUSED.....	10	0.02



HALLUCINOGENS

(LS01SC1)  
HALLUCOT1

Len : 4 OTHER HALLUCINOGEN - SPECIFY 1

	Freq	Pct
116 = Methaqualone, Sopor, Quaalude .....	1	0.00
124 = Yellow jackets .....	1	0.00
171 = NyQuil <OTC> .....	1	0.00
174 = Ambien .....	1	0.00
209 = Xanax .....	6	0.01
268 = Rohypnol, Flunitrazepam, roche, roofies .....	1	0.00
319 = Cylert .....	1	0.00
322 = Methamphetamine ("ice" or "crank"), Meth .....	11	0.02
351 = Cathinone, cat, khat, Q'at .....	1	0.00
355 = Crystal meth, crystal methamphetamine .....	1	0.00
417 = Morphine .....	1	0.00
434 = Vicodin .....	1	0.00
501 = Gasoline or lighter fluids .....	6	0.01
502 = Spray paints .....	1	0.00
504 = Shoeshine liquid, glue, or toluene .....	2	0.00
506 = Amyl nitrite, "poppers," locker room odorizer, "rush" .....	3	0.01
508 = Nitrous oxide, "whippits," dentist gas .....	10	0.02
510 = OTHER Inhalant, NOT OTHERWISE SPECIFIED .....	2	0.00
511 = Markers, felt-tip pens, ink pens .....	1	0.00
525 = Butane .....	1	0.00
592 = Computer air duster, computer cleaner, dust-off .....	5	0.01
601 = LSD ("acid") .....	51	0.09
602 = Peyote .....	3	0.01
603 = Mescaline .....	1	0.00
604 = Psilocybin (mushrooms), sclerotia, shrooms .....	49	0.09
605 = PCP ("angel dust," phencyclidine) .....	1	0.00
606 = "Ecstasy" (MDMA), X-TC, "X" .....	4	0.01
607 = OTHER Hallucinogen, NOT OTHERWISE SPECIFIED .....	90	0.16
609 = Jimson weed .....	3	0.01
612 = Happy stick, sherm, sherman, shermstick .....	1	0.00
614 = MDA, Methylenedioxy amphetamine .....	2	0.00
616 = DET, Dimethyltryptamine, DMT .....	8	0.01
617 = Morning glory seeds, morning glory tendrils, ricea .....	8	0.01
624 = Orange sunshine, sunshine, yellow sunshine .....	1	0.00
625 = Window, window pane, 4-way pane, 4-way .....	1	0.00
627 = Hawaiian wood rose, Hawaiian Woodrow seeds .....	3	0.01
636 = DOM, STP .....	3	0.01
637 = Purple haze .....	1	0.00
639 = Nutmeg, Mace .....	3	0.01
650 = Datura stramonium, daytura, thorn apple .....	1	0.00
652 = ALD-52 .....	1	0.00
679 = Hell bells .....	1	0.00
698 = 2C-B, Bromo mescaline, Nexus .....	32	0.06
703 = Opium, otherwise unspecified .....	1	0.00
801 = OTHER Drugs, NOT OTHERWISE SPECIFIED .....	1	0.00
802 = THC, cannabinal, marinol, tetrahydrocannabinol .....	2	0.00
803 = Marijuana, MarrJane, Mary Jane, MJ, pot, weed .....	5	0.01
804 = Hashish .....	1	0.00
829 = Robitussin DM <OTC> .....	3	0.01
847 = GHB, NSC, gamma hydroxybutyrate .....	2	0.00
883 = Dextromethorphan hydrobromide <OTC> .....	12	0.02
900 = Not a drug .....	1	0.00
1001 = Benadryl, Diphenhydramine <OTC> .....	2	0.00
3023 = Adderall .....	2	0.00
4046 = Oxycodone .....	1	0.00
5022 = Carbon dioxide, CO2, dry ice hits, CO2 tank .....	1	0.00
6005 = Sassafras, sassafras tea .....	9	0.02
6029 = DXM .....	12	0.02
6043 = Diviner's sage, Salvia divinorum .....	2	0.00
6044 = Gel caps, gel tabs .....	1	0.00
6048 = Dex .....	1	0.00
6061 = 5-MeO-DMT .....	1	0.00
6074 = LSA .....	6	0.01
6077 = San Pedro .....	1	0.00
6083 = CCC, "Triple C," C3 <OTC> .....	2	0.00
6087 = Ibogaine .....	3	0.01
6102 = Absinthe .....	2	0.00
6103 = Ayahuasca, Yahe .....	24	0.04
6105 = Alpha-methyltryptamine, AMT, IT-290, 3-IT .....	3	0.01
6112 = 2C-T-2 .....	1	0.00
6114 = Molly, not otherwise specified .....	7	0.01
6118 = Adrenochrome .....	1	0.00

HALLUCINOGENS

6121 = Cactus, specifically not peyote.....	1	0.00
6126 = 2,5-Dimethoxy-4-iodophenethylamine, 2C-I .....	17	0.03
6127 = Skittles .....	1	0.00
6130 = 5-MeO-DiPT, foxy methoxy .....	1	0.00
6132 = Amanita mushrooms, fly agaric, muscimol.....	1	0.00
6138 = 2C-E, 2-5-Dimethoxy-4-ethyl-phenethylamine.....	8	0.01
6154 = 2,5-Dimethoxy-4-methylphenethylamine, 2C-D.....	1	0.00
6169 = 2,5-dimethoxy-4-chloroamphetamine, DOC.....	2	0.00
6170 = Moonflower/pod, otherwise unspecified.....	1	0.00
6171 = 4-acetoxy-N,N-dimethyltryptamine, 4-AcO-DMT.....	2	0.00
6173 = 2,5-dimethoxy-4-bromoamphetamine, DOB.....	1	0.00
6176 = 3C-Bromo-Dragonfly, DOB-Dragonfly.....	1	0.00
6185 = 25I-NBOMe, 2C-I-NBOMe, BOM-Cl, Cimbi-5.....	11	0.02
6192 = 5-MeO-MiPT .....	1	0.00
6200 = AL-LAD, 6-allyl-6-nor-LSD.....	1	0.00
6203 = NBOMe; otherwise unspecified.....	5	0.01
6208 = 3-MeO-PCP, 3-Methoxyphencyclidine.....	1	0.00
6213 = Synthetic LSD/acid; otherwise unspecified.....	1	0.00
6223 = 3-HO-PCP, 3-Hydroxyphencyclidine.....	1	0.00
6224 = Red canary grass .....	1	0.00
8012 = Coriciden <OTC> .....	3	0.01
8058 = Cough medicine/syrup, type unspecified .....	4	0.01
8100 = Kava Kava <OTC> .....	1	0.00
8118 = Smoke/smoking, not otherwise specified.....	2	0.00
8231 = Tussin medication, no other information.....	1	0.00
8237 = Kratom.....	2	0.00
8283 = Synthetic cannabinoids (eg, K2, Spice, JWH-018) .....	23	0.04
8293 = Lean (Promethazine w/codeine mixed w/Sprite).....	1	0.00
8301 = Bath salts, otherwise unspecified .....	4	0.01
8315 = Synthetic cannabis, otherwise unspecified .....	1	0.00
8368 = alpha-PVP, alpha-Pyrrolidinopentiophenone .....	1	0.00
8379 = Dabs/dabbing .....	1	0.00
8413 = Ketalar [see also 658 and 6501].....	1	0.00
8513 = Amitriptyline, Elavil .....	1	0.00
8545 = Dimenhydrinate,Dramamine,sea/motion sickness <OTC> .....	5	0.01
9985 = BAD DATA Logically assigned .....	17	0.03
9991 = NEVER USED HALLUCINOGENS .....	47707	84.98
9997 = REFUSED .....	28	0.05
9998 = BLANK (NO ANSWER).....	126	0.22
9999 = LEGITIMATE SKIP.....	7712	13.74

HALLUCINOGENS

(LS01SC2)  
HALLUCOT2

Len : 4 OTHER HALLUCINOGEN - SPECIFY 2

	Freq	Pct
322 = Methamphetamine ("ice" or "crank"), Meth.....	2	0.00
508 = Nitrous oxide, "whippits," dentist gas.....	2	0.00
560 = Diswashing detergent, laundry detergent, soap.....	1	0.00
590 = Canned air, compressed air.....	1	0.00
592 = Computer air duster, computer cleaner, dust-off.....	1	0.00
601 = LSD ("acid").....	5	0.01
602 = Peyote.....	1	0.00
604 = Psilocybin (mushrooms), sclerotia, shrooms.....	4	0.01
606 = "Ecstasy" (MDMA), X-TC, "X".....	2	0.00
607 = OTHER Hallucinogen, NOT OTHERWISE SPECIFIED.....	10	0.02
616 = DET, Dimethyltryptamine, DMT.....	3	0.01
617 = Morning glory seeds, morning glory tendrils, ricea.....	1	0.00
622 = Microdot(s), green microdot, purple microdot.....	1	0.00
625 = Window, window pane, 4-way pane, 4-way.....	1	0.00
636 = DOM, STP.....	1	0.00
637 = Purple haze.....	2	0.00
650 = Datura stramonium, daytura, thorn apple.....	1	0.00
698 = 2C-B, Bromo mescaline, Nexus.....	11	0.02
803 = Marijuana, MarrJane, Mary Jane, MJ, pot, weed.....	1	0.00
883 = Dextromethorphan hydrobromide <OTC>.....	3	0.01
1001 = Benadryl, Diphenhydramine <OTC>.....	1	0.00
3119 = MDPV, Methylenedioxypropylvalerone.....	1	0.00
4044 = Hydrocodone.....	1	0.00
6005 = Sassafras, sassafras tea.....	1	0.00
6029 = DXM.....	1	0.00
6043 = Diviner's sage, Salvia divinorum.....	3	0.01
6048 = Dex.....	1	0.00
6074 = LSA.....	4	0.01
6087 = Ibogaine.....	1	0.00
6103 = Ayahuasca, Yahe.....	5	0.01
6105 = Alpha-methyltryptamine, AMT, IT-290, 3-IT.....	1	0.00
6112 = 2C-T-2.....	1	0.00
6126 = 2,5-Dimethoxy-4-iodophenethylamine, 2C-I.....	7	0.01
6138 = 2C-E, 2-5-Dimethoxy-4-ethyl-phenethylamine.....	5	0.01
6169 = 2,5-dimethoxy-4-chloroamphetamine, DOC.....	1	0.00
6171 = 4-acetoxy-N,N-dimethyltryptamine, 4-AcO-DMT.....	3	0.01
6185 = 25I-NBOMe, 2C-I-NBOMe, BOM-CI, Cimbi-5.....	4	0.01
6186 = 3-MeO-2-Oxo-PCE, MXE, Methoxetamine.....	1	0.00
6188 = 25B-NBOMe, NBOMe-2C-B.....	2	0.00
6196 = Changa.....	1	0.00
6203 = NBOMe; otherwise unspecified.....	3	0.01
6209 = 1P-LSD.....	1	0.00
6226 = E-EAPB.....	1	0.00
8012 = Coriciden <OTC>.....	1	0.00
8283 = Synthetic cannabinoids (eg, K2, Spice, JWH-018).....	3	0.01
8545 = Dimenhydrinate, Dramamine, sea/motion sickness <OTC>.....	1	0.00
9985 = BAD DATA Logically assigned.....	9	0.02
9991 = NEVER USED HALLUCINOGENS.....	47707	84.98
9997 = REFUSED.....	10	0.02
9998 = BLANK (NO ANSWER).....	589	1.05
9999 = LEGITIMATE SKIP.....	7712	13.74

HALLUCINOGENS

(LS01SC3)  
HALLUCOT3

Len : 4 OTHER HALLUCINOGEN - SPECIFY 3

	Freq	Pct
439 = 222, Canadian 222 .....	1	0.00
508 = Nitrous oxide, "whippits," dentist gas .....	1	0.00
605 = PCP ("angel dust," phencyclidine) .....	1	0.00
606 = "Ecstasy" (MDMA), X-TC, "X" .....	1	0.00
607 = OTHER Hallucinogen, NOT OTHERWISE SPECIFIED .....	6	0.01
616 = DET, Dimethyltryptamine, DMT .....	1	0.00
660 = Bufotenin, toad, toad licking .....	1	0.00
698 = 2C-B, Bromo mescaline, Nexus .....	3	0.01
3023 = Adderall .....	1	0.00
6005 = Sassafras, sassafras tea .....	1	0.00
6055 = Liberty caps .....	1	0.00
6074 = LSA .....	1	0.00
6103 = Ayahuasca, Yahe .....	2	0.00
6126 = 2,5-Dimethoxy-4-iodophenethylamine, 2C-I .....	10	0.02
6138 = 2C-E, 2-5-Dimethoxy-4-ethyl-phenethylamine .....	2	0.00
6168 = 2,5-Dimethoxy-4-iodoamphetamine, DOI .....	1	0.00
6171 = 4-acetoxy-N,N-dimethyltryptamine, 4-AcO-DMT .....	2	0.00
6185 = 25I-NBOMe, 2C-I-NBOMe, BOM-CI, Cimbi-5 .....	3	0.01
6186 = 3-MeO-2-Oxo-PCE, MXE, Methoxetamine .....	2	0.00
6189 = 25C-NBOMe, 2C-C-NBOMe, NBOMe-2C-C, N-Bomb .....	1	0.00
6203 = NBOMe; otherwise unspecified .....	1	0.00
6209 = 1P-LSD .....	2	0.00
8283 = Synthetic cannabinoids (eg, K2, Spice, JWH-018) .....	2	0.00
8401 = Tussin DM <OTC> .....	1	0.00
8541 = Mirtazapine, Remeron .....	1	0.00
9985 = BAD DATA Logically assigned .....	4	0.01
9991 = NEVER USED HALLUCINOGENS .....	47707	84.98
9997 = REFUSED .....	10	0.02
9998 = BLANK (NO ANSWER) .....	654	1.17
9999 = LEGITIMATE SKIP .....	7712	13.74

(LS01SC4)  
HALLUCOT4

Len : 4 OTHER HALLUCINOGEN - SPECIFY 4

	Freq	Pct
607 = OTHER Hallucinogen, NOT OTHERWISE SPECIFIED .....	1	0.00
614 = MDA, Methylenedioxy amphetamine .....	1	0.00
616 = DET, Dimethyltryptamine, DMT .....	1	0.00
617 = Morning glory seeds, morning glory tendrils, ricea .....	1	0.00
698 = 2C-B, Bromo mescaline, Nexus .....	2	0.00
6029 = DXM .....	1	0.00
6074 = LSA .....	2	0.00
6083 = CCC, "Triple C," C3 <OTC> .....	1	0.00
6112 = 2C-T-2 .....	1	0.00
6186 = 3-MeO-2-Oxo-PCE, MXE, Methoxetamine .....	1	0.00
6200 = AL-LAD, 6-allyl-6-nor-LSD .....	1	0.00
6203 = NBOMe; otherwise unspecified .....	3	0.01
6209 = 1P-LSD .....	2	0.00
8283 = Synthetic cannabinoids (eg, K2, Spice, JWH-018) .....	1	0.00
8553 = Bupropion, Wellbutrin, Zyban .....	1	0.00
9985 = BAD DATA Logically assigned .....	1	0.00
9991 = NEVER USED HALLUCINOGENS .....	47707	84.98
9997 = REFUSED .....	10	0.02
9998 = BLANK (NO ANSWER) .....	686	1.22
9999 = LEGITIMATE SKIP .....	7712	13.74

(LS01SC5)  
HALLUCOT5

Len : 4 OTHER HALLUCINOGEN - SPECIFY 5

	Freq	Pct
603 = Mescaline .....	1	0.00
1001 = Benadryl, Diphenhydramine <OTC> .....	1	0.00
6005 = Sassafras, sassafras tea .....	1	0.00
6171 = 4-acetoxy-N,N-dimethyltryptamine, 4-AcO-DMT .....	2	0.00
6208 = 3-MeO-PCP, 3-Methoxyphencyclidine .....	1	0.00
6209 = 1P-LSD .....	1	0.00
9991 = NEVER USED HALLUCINOGENS .....	47707	84.98
9997 = REFUSED .....	11	0.02
9998 = BLANK (NO ANSWER) .....	699	1.25
9999 = LEGITIMATE SKIP .....	7712	13.74

HALLUCINOGENS

How old were you the first time you used [LSFILL]?

(LS02)

HALLUCAGE

Len : 3 AGE WHEN FIRST USED HALLUCINOGENS

	Freq	Pct
RANGE = 1 - 73 .....	8053	14.35
985 = BAD DATA Logically assigned .....	30	0.05
991 = NEVER USED HALLUCINOGENS .....	47707	84.98
994 = DON'T KNOW .....	66	0.12
997 = REFUSED .....	37	0.07
998 = BLANK (NO ANSWER).....	243	0.43

(DMTAMTFXY, ECSTMOLLY, HALLUCOTH, KETMINESK, LSD, MESC, PCP, PEYOTE, PSILCY, SALVIADIV)

HALLUCEVR

Len : 2 RC - EVER USED HALLUCINOGENS

	Freq	Pct
1 = Yes.....	8184	14.58
91 = NEVER USED HALLUCINOGENS .....	47707	84.98
97 = REFUSED .....	1	0.00
98 = BLANK (NO ANSWER) .....	244	0.43

Did you first use [LSFILL] in [CURRENT YEAR - 1] or [CURRENT YEAR]?

Did you first use [LSFILL] in [CURRENT YEAR - 2] or [CURRENT YEAR - 1]?

In what month in [CURRENT YEAR] did you first use [LSFILL]?

(LS03A, LS03B, LS03C)

HALLUCYFU

Len : 4 YEAR OF FIRST HALLUCINOGEN USE - RECODE

	Freq	Pct
RANGE = 2017 - 2019 .....	685	1.22
9985 = BAD DATA Logically assigned .....	78	0.14
9989 = LEGITIMATE SKIP Logically assigned .....	109	0.19
9991 = NEVER USED HALLUCINOGENS .....	47707	84.98
9994 = DON'T KNOW .....	70	0.12
9997 = REFUSED .....	39	0.07
9998 = BLANK (NO ANSWER).....	245	0.44
9999 = LEGITIMATE SKIP.....	7203	12.83

In what month in [CURRENT YEAR] did you first use [LSFILL]?

In what month in [YEAR FROM LS03a or LS03b] did you first use [LSFILL]?

(LS03C, LS03D)

HALLUCMFU

Len : 2 MONTH OF FIRST HALLUCINOGEN USE - RECODE

	Freq	Pct
1 = January.....	57	0.10
2 = February.....	52	0.09
3 = March.....	58	0.10
4 = April .....	55	0.10
5 = May.....	53	0.09
6 = June.....	72	0.13
7 = July .....	90	0.16
8 = August .....	47	0.08
9 = September.....	36	0.06
10 = October .....	57	0.10
11 = November .....	36	0.06
12 = December.....	42	0.07
85 = BAD DATA Logically assigned .....	78	0.14
89 = LEGITIMATE SKIP Logically assigned .....	109	0.19
91 = NEVER USED HALLUCINOGENS .....	47707	84.98
94 = DON'T KNOW .....	97	0.17
97 = REFUSED .....	42	0.07
98 = BLANK (NO ANSWER) .....	245	0.44
99 = LEGITIMATE SKIP.....	7203	12.83

HALLUCINOGENS

How long has it been since you last used [LSFILL]?

(LSLAST, LSRECDK, LSRECRE)

HALLUCREC Len : 2 TIME SINCE LAST USED HALLUCINOGENS

	Freq	Pct
1 = Within the past 30 days.....	452	0.81
2 = More than 30 days ago but within the past 12 mos .....	1180	2.10
3 = More than 12 months ago .....	6287	11.20
8 = Used at some point in the past 12 mos LOG ASSN.....	58	0.10
9 = Used at some point in lifetime LOG ASSN .....	154	0.27
11 = Used in the past 30 days LOGICALLY ASSIGNED.....	27	0.05
12 = Used >30 days ago but within pst 12 mos LOG ASSN.....	25	0.04
13 = More than 12 months ago LOGICALLY ASSIGNED.....	1	0.00
85 = BAD DATA Logically assigned.....	1	0.00
91 = NEVER USED HALLUCINOGENS .....	47707	84.98
97 = REFUSED .....	1	0.00
98 = BLANK (NO ANSWER) .....	243	0.43

(TOTHALL)

HALLUCYFQ Len : 3 TOTAL # OF DAYS USED HALLUCINOGENS IN PAST 12 MOS

	Freq	Pct
RANGE = 1 - 364 .....	1681	2.99
985 = BAD DATA Logically assigned.....	27	0.05
991 = NEVER USED HALLUCINOGENS .....	47707	84.98
993 = DID NOT USE HALLUCINOGENS IN THE PAST 12 MOS.....	6288	11.20
994 = DON'T KNOW .....	11	0.02
997 = REFUSED .....	6	0.01
998 = BLANK (NO ANSWER).....	416	0.74

HALTOTFG

Len : 2 TRIMMING INDICATOR FOR HALLUCYFQ

	Freq	Pct
2 = Trimmed relative to the 30-day freq .....	3	0.01
98 = BLANK (NO ANSWER) .....	56133	99.99

HALFQFLG

Len : 2 TRIMMED HALLUCYFQ IF R USED < 12 MOS

	Freq	Pct
1 = Trimmed to be consistent with mo/yr of 1st use .....	68	0.12
98 = BLANK (NO ANSWER) .....	56068	99.88

Now think about the past 12 months, from [DATEFILL] through today. We want to know how many days you've used [LSFILL] during the past 12 months.

What would be the easiest way for you to tell us how many days you've used it?

(LSFRAME3, LSFRAME4, LSFRAME5, LSFRAME6)

HALLEASWY Len : 2 EASIEST WAY TO TELL US # DAYS USED HALLUCINOGEN

	Freq	Pct
1 = Prefer to answer in days per week.....	145	0.26
2 = Prefer to answer in days per month.....	251	0.45
3 = Prefer to answer in days per year.....	1277	2.27
12 = Prefer to ans in days per mo LOG ASSN.....	1	0.00
13 = Prefer to ans in days per yr LOG ASSN .....	20	0.04
85 = BAD DATA Logically assigned.....	27	0.05
91 = NEVER USED HALLUCINOGENS .....	47707	84.98
93 = DID NOT USE HALLUCINOGENS IN THE PAST 12 MOS.....	6288	11.20
94 = DON'T KNOW .....	2	0.00
97 = REFUSED .....	2	0.00
98 = BLANK (NO ANSWER) .....	416	0.74

HALLUCINOGENS

On how many days in the past 12 months did you use [LSFILL]?

(LSYRAV2, LSYRAV3, LSYRAV4, LSYRAVE)

HALLDYSYR Len : 3 # DAYS USED HALLUCINOGEN PAST 12 MONTHS

	Freq	Pct
RANGE = 1 - 332 .....	1300	2.32
985 = BAD DATA Logically assigned .....	21	0.04
989 = LEGITIMATE SKIP Logically assigned .....	2	0.00
991 = NEVER USED HALLUCINOGENS .....	47707	84.98
993 = DID NOT USE HALLUCINOGENS IN THE PAST 12 MOS.....	6288	11.20
994 = DON'T KNOW .....	5	0.01
997 = REFUSED .....	2	0.00
998 = BLANK (NO ANSWER).....	416	0.74
999 = LEGITIMATE SKIP.....	395	0.70

On average, how many days did you use [LSFILL] each month during the past 12 months?

(LSMONAV2, LSMONAV3, LSMONAV4, LSMONAVE)

HALLDYPMO Len : 2 # DAYS PER MONTH USED HALLUCINOGEN PAST 12 MONTHS

	Freq	Pct
RANGE = 1 - 23 .....	248	0.44
85 = BAD DATA Logically assigned .....	8	0.01
91 = NEVER USED HALLUCINOGENS .....	47707	84.98
93 = DID NOT USE HALLUCINOGENS IN THE PAST 12 MOS.....	6288	11.20
94 = DON'T KNOW .....	8	0.01
97 = REFUSED .....	4	0.01
98 = BLANK (NO ANSWER) .....	434	0.77
99 = LEGITIMATE SKIP.....	1439	2.56

On average, how many days did you use [LSFILL] each week during the past 12 months?

(LSWKAV2, LSWKAV3, LSWKAV4, LSWKAVE)

HALLDYPWK Len : 2 # DAYS PER WEEK USED HALLUCINOGEN PAST 12 MONTHS

	Freq	Pct
RANGE = 1 - 7 .....	139	0.25
85 = BAD DATA Logically assigned .....	3	0.01
91 = NEVER USED HALLUCINOGENS .....	47707	84.98
93 = DID NOT USE HALLUCINOGENS IN THE PAST 12 MOS.....	6288	11.20
94 = DON'T KNOW .....	11	0.02
97 = REFUSED .....	6	0.01
98 = BLANK (NO ANSWER) .....	440	0.78
99 = LEGITIMATE SKIP.....	1542	2.75

Think specifically about the past 30 days, from [DATEFILL] up to and including today. During the past 30 days, on how many days did you use [LSFILL]?

(LS04, LS30, LS31, LS32)

HALLUC30N Len : 2 # DAYS USED HALLUCINOGEN PAST 30 DAYS

	Freq	Pct
RANGE = 1 - 30 .....	455	0.81
85 = BAD DATA Logically assigned .....	20	0.04
91 = NEVER USED HALLUCINOGENS .....	47707	84.98
93 = DID NOT USE HALLUCINOGENS IN THE PAST 30 DAYS .....	7493	13.35
94 = DON'T KNOW .....	1	0.00
97 = REFUSED .....	1	0.00
98 = BLANK (NO ANSWER) .....	459	0.82

What is your best estimate of the number of days you used [LSFILL] during the past 30 days?

(LS04DKRE, LS30DKRE, LS31DKRE, LS32DKRE)

HALLUC30E Len : 2 BEST EST. # DAYS USED HALLUCINOGENS PAST 30 DAYS

	Freq	Pct
85 = BAD DATA Logically assigned .....	1	0.00
91 = NEVER USED HALLUCINOGENS .....	47707	84.98
93 = DID NOT USE HALLUCINOGENS IN THE PAST 30 DAYS .....	7493	13.35
94 = DON'T KNOW .....	1	0.00
97 = REFUSED .....	1	0.00
98 = BLANK (NO ANSWER) .....	478	0.85
99 = LEGITIMATE SKIP.....	455	0.81

HALLUCINOGENS

Now think only about LSD. How old were you the first time you used LSD?

(LS05)

LSDAGE

Len : 3 AGE WHEN FIRST USED LSD

	Freq	Pct
RANGE = 1 - 63 .....	4827	8.60
985 = BAD DATA Logically assigned .....	5	0.01
991 = NEVER USED LSD .....	51169	91.15
994 = DON'T KNOW .....	50	0.09
997 = REFUSED .....	20	0.04
998 = BLANK (NO ANSWER).....	65	0.12

Did you first use LSD in [CURRENT YEAR - 1] or [CURRENT YEAR]?

Did you first use LSD in [CURRENT YEAR - 2] OR [CURRENT YEAR - 1]?

In what month in [CURRENT YEAR] did you first use LSD?

(LS06, LS07, LS08)

LSDYFU

Len : 4 YEAR OF FIRST LSD USE - RECODE

	Freq	Pct
RANGE = 2017 - 2019 .....	469	0.84
9985 = BAD DATA Logically assigned .....	25	0.04
9989 = LEGITIMATE SKIP Logically assigned .....	16	0.03
9991 = NEVER USED LSD .....	51169	91.15
9994 = DON'T KNOW .....	52	0.09
9997 = REFUSED .....	21	0.04
9998 = BLANK (NO ANSWER).....	80	0.14
9999 = LEGITIMATE SKIP.....	4304	7.67

In what month in [CURRENT YEAR] did you first use LSD?

In what month in [YEAR FROM LS06 or LS07] did you first use LSD?

(LS08, LS09)

LSDMFU

Len : 2 MONTH OF FIRST LSD USE - RECODE

	Freq	Pct
1 = January.....	32	0.06
2 = February.....	40	0.07
3 = March.....	38	0.07
4 = April .....	34	0.06
5 = May.....	30	0.05
6 = June.....	54	0.10
7 = July .....	53	0.09
8 = August .....	30	0.05
9 = September .....	24	0.04
10 = October .....	41	0.07
11 = November .....	39	0.07
12 = December.....	30	0.05
85 = BAD DATA Logically assigned .....	26	0.05
89 = LEGITIMATE SKIP Logically assigned .....	16	0.03
91 = NEVER USED LSD .....	51169	91.15
94 = DON'T KNOW .....	72	0.13
97 = REFUSED .....	24	0.04
98 = BLANK (NO ANSWER) .....	80	0.14
99 = LEGITIMATE SKIP.....	4304	7.67



HALLUCINOGENS

How long has it been since you last used LSD?

(LS10)  
LSDREC

Len : 2 TIME SINCE LAST USED LSD

	Freq	Pct
1 = Within the past 30 days.....	182	0.32
2 = More than 30 days ago but within the past 12 mos .....	617	1.10
3 = More than 12 months ago .....	4032	7.18
8 = Used at some point in the past 12 mos LOG ASSN.....	15	0.03
9 = Used at some point in the lifetime LOG ASSN.....	64	0.11
91 = NEVER USED LSD.....	51169	91.15
97 = REFUSED .....	5	0.01
98 = BLANK (NO ANSWER) .....	52	0.09

Now think only about PCP. How old were you the first time you used PCP?

(LS11)  
PCPAGE

Len : 3 AGE WHEN FIRST USED PCP

	Freq	Pct
RANGE = 8 - 48 .....	703	1.25
985 = BAD DATA Logically assigned .....	5	0.01
991 = NEVER USED PCP.....	55345	98.59
994 = DON'T KNOW .....	15	0.03
997 = REFUSED .....	9	0.02
998 = BLANK (NO ANSWER).....	59	0.11

Did you first use PCP in [CURRENT YEAR - 1] or [CURRENT YEAR]?

Did you first use PCP in [CURRENT YEAR - 2] OR [CURRENT YEAR - 1]?

In what month in [CURRENT YEAR] did you first use PCP?

(LS12, LS13, LS14)  
PCPYFU

Len : 4 YEAR OF FIRST PCP USE - RECODE

	Freq	Pct
RANGE = 2017 - 2019 .....	19	0.03
9985 = BAD DATA Logically assigned .....	5	0.01
9989 = LEGITIMATE SKIP Logically assigned .....	2	0.00
9991 = NEVER USED PCP.....	55345	98.59
9994 = DON'T KNOW .....	15	0.03
9997 = REFUSED .....	9	0.02
9998 = BLANK (NO ANSWER).....	62	0.11
9999 = LEGITIMATE SKIP.....	679	1.21

In what month in [CURRENT YEAR] did you first use PCP?

In what month in [YEAR FROM LS12 or LS13] did you first use PCP?

(LS14, LS15)  
PCPMFU

Len : 2 MONTH OF FIRST PCP USE - RECODE

	Freq	Pct
1 = January.....	1	0.00
2 = February.....	2	0.00
3 = March.....	1	0.00
4 = April .....	1	0.00
5 = May.....	2	0.00
6 = June.....	2	0.00
7 = July .....	3	0.01
8 = August .....	2	0.00
9 = September.....	2	0.00
10 = October .....	2	0.00
85 = BAD DATA Logically assigned .....	5	0.01
89 = LEGITIMATE SKIP Logically assigned.....	2	0.00
91 = NEVER USED PCP.....	55345	98.59
94 = DON'T KNOW .....	15	0.03
97 = REFUSED .....	10	0.02
98 = BLANK (NO ANSWER) .....	62	0.11
99 = LEGITIMATE SKIP.....	679	1.21

HALLUCINOGENS

How long has it been since you last used PCP?

(LS16)

PCPREC

Len : 2 TIME SINCE LAST USED PCP

	Freq	Pct
1 = Within the past 30 days.....	4	0.01
2 = More than 30 days ago but within the past 12 mos .....	21	0.04
3 = More than 12 months ago .....	684	1.22
8 = Used at some point in the past 12 mos LOG ASSN.....	2	0.00
9 = Used at some point in the lifetime LOG ASSN.....	18	0.03
85 = BAD DATA Logically assigned .....	1	0.00
91 = NEVER USED PCP.....	55345	98.59
97 = REFUSED .....	3	0.01
98 = BLANK (NO ANSWER) .....	58	0.10

Now think only about 'Ecstasy or 'Molly.' How old were you the first time you used 'Ecstasy' or 'Molly,' also known as MDMA?

(LS17)

ECSTMOAGE

Len : 3 AGE WHEN FIRST USED ECSTASY OR MOLLY

	Freq	Pct
RANGE = 3 - 63 .....	4289	7.64
985 = BAD DATA Logically assigned .....	8	0.01
991 = NEVER USED ECSTASY OR MOLLY.....	51719	92.13
994 = DON'T KNOW .....	22	0.04
997 = REFUSED .....	18	0.03
998 = BLANK (NO ANSWER).....	80	0.14

Did you first use 'Ecstasy' or 'Molly' in [CURRENT YEAR - 1] or [CURRENT YEAR]?

Did you first use 'Ecstasy' or 'Molly' in [CURRENT YEAR - 2] or [CURRENT YEAR - 1]?

In what month in [CURRENT YEAR] did you first use 'Ecstasy' or 'Molly'?

(LS18, LS19, LS20)

ECSTMOYFU

Len : 4 YEAR OF FIRST ECSTASY OR MOLLY USE - RECODE

	Freq	Pct
RANGE = 2017 - 2019 .....	397	0.71
9985 = BAD DATA Logically assigned .....	29	0.05
9989 = LEGITIMATE SKIP Logically assigned .....	11	0.02
9991 = NEVER USED ECSTASY OR MOLLY.....	51719	92.13
9994 = DON'T KNOW .....	22	0.04
9997 = REFUSED .....	18	0.03
9998 = BLANK (NO ANSWER).....	88	0.16
9999 = LEGITIMATE SKIP.....	3852	6.86

HALLUCINOGENS

In what month in [CURRENT YEAR] did you first use 'Ecstasy' or 'Molly'?

In what month in [YEAR FROM LS18 or LS19] did you first use 'Ecstasy' or 'Molly'?

(LS20, LS21)

ECSTMOMFU

Len : 2 MONTH OF FIRST ECSTASY OR MOLLY USE - RECODE

	Freq	Pct
1 = January.....	36	0.06
2 = February.....	28	0.05
3 = March.....	33	0.06
4 = April.....	33	0.06
5 = May.....	34	0.06
6 = June.....	40	0.07
7 = July.....	32	0.06
8 = August.....	33	0.06
9 = September.....	22	0.04
10 = October.....	33	0.06
11 = November.....	20	0.04
12 = December.....	31	0.06
85 = BAD DATA Logically assigned.....	32	0.06
89 = LEGITIMATE SKIP Logically assigned.....	11	0.02
91 = NEVER USED ECSTASY OR MOLLY.....	51719	92.13
94 = DON'T KNOW.....	39	0.07
97 = REFUSED.....	20	0.04
98 = BLANK (NO ANSWER).....	88	0.16
99 = LEGITIMATE SKIP.....	3852	6.86

How long has it been since you last used 'Ecstasy' or 'Molly,' also known as MDMA?

(LS22)

ECSTMOREC

Len : 2 TIME SINCE LAST USED ECSTASY OR MOLLY

	Freq	Pct
1 = Within the past 30 days.....	155	0.28
2 = More than 30 days ago but within the past 12 mos.....	541	0.96
3 = More than 12 months ago.....	3575	6.37
8 = Used at some point in the past 12 mos LOG ASSN.....	10	0.02
9 = Used at some point in the lifetime LOG ASSN.....	67	0.12
11 = Used in the past 30 days LOGICALLY ASSIGNED.....	1	0.00
91 = NEVER USED ECSTASY OR MOLLY.....	51719	92.13
97 = REFUSED.....	6	0.01
98 = BLANK (NO ANSWER).....	62	0.11

How long has it been since you last used Ketamine?

(LS33)

KETMINREC

Len : 2 TIME SINCE LAST USED KETAMINE

	Freq	Pct
1 = Within the past 30 days.....	35	0.06
2 = More than 30 days ago but within the past 12 mos.....	83	0.15
3 = More than 12 months ago.....	646	1.15
9 = Used at some point in the lifetime LOG ASSN.....	6	0.01
12 = Used >30 days ago but within pst 12 mos LOG ASSN.....	2	0.00
85 = BAD DATA Logically assigned.....	1	0.00
91 = NEVER USED KETAMINE.....	55281	98.48
97 = REFUSED.....	6	0.01
98 = BLANK (NO ANSWER).....	76	0.14

How long has it been since you last used DMT, AMT or Foxy?

(LS34)

DAMTFXREC

Len : 2 TIME SINCE LAST USED DMT/AMT/FOXY

	Freq	Pct
1 = Within the past 30 days.....	26	0.05
2 = More than 30 days ago but within the past 12 mos.....	96	0.17
3 = More than 12 months ago.....	598	1.07
9 = Used at some point in the lifetime LOG ASSN.....	14	0.02
91 = NEVER USED DMT/AMT/FOXY.....	55306	98.52
97 = REFUSED.....	7	0.01
98 = BLANK (NO ANSWER).....	89	0.16

HALLUCINOGENS

How long has it been since you last used Salvia divinorum?

(LS35)

SALVIAREC

Len : 2 TIME SINCE LAST USED SALVIA DIVINORUM

	<b>Freq</b>	<b>Pct</b>
1 = Within the past 30 days.....	9	0.02
2 = More than 30 days ago but within the past 12 mos .....	33	0.06
3 = More than 12 months ago .....	1112	1.98
9 = Used at some point in the lifetime LOG ASSN.....	8	0.01
11 = Used in the past 30 days LOGICALLY ASSIGNED.....	2	0.00
12 = Used >30 days ago but within pst 12 mos LOG ASSN.....	2	0.00
85 = BAD DATA Logically assigned.....	1	0.00
91 = NEVER USED SALVIA DIVINORUM .....	54859	97.73
97 = REFUSED .....	8	0.01
98 = BLANK (NO ANSWER) .....	102	0.18

INHALANTS

INHALANTS

These next questions are about liquids, sprays, and gases that people sniff or inhale to get high or to make them feel good.

We are not interested in times when you inhaled a substance accidentally — such as when painting, cleaning an oven, or filling a car with gasoline. The questions use the word ‘inhalant’ to include all the things listed below, as well as any other substances that people sniff or inhale for kicks or to get high. Take a moment to look at the substances listed below so you know what kinds of liquids, sprays, and gases these questions are about.

- Amyl nitrite, 'poppers,' locker room odorizers, or 'rush'
- Correction fluid, degreaser, or cleaning fluid
- Gasoline or lighter fluid
- Glue, shoe polish, or toluene
- Halothane, ether, or other anesthetics
- Lacquer thinner, or other paint solvents
- Lighter gases, such as butane or propane
- Nitrous oxide or 'whippits'
- Felt-tip pens, felt-tip markers, or magic markers
- Spray paints
- Computer keyboard cleaner, also known as air duster
- Other aerosol sprays

Have you ever, even once, inhaled amyl nitrite, 'poppers,' locker room odorizers, or 'rush' for kicks or to get high?

(IN01A)

AMYLNIT

Len : 2 EVER INHALED AMYL NITRITE, 'POPPERS,' RUSH, ETC.

	Freq	Pct
1 = Yes.....	1011	1.80
2 = No.....	4439	7.91
3 = Yes LOGICALLY ASSIGNED.....	3	0.01
85 = BAD DATA Logically assigned.....	1	0.00
91 = NEVER USED INHALANTS.....	50637	90.20
94 = DON'T KNOW.....	39	0.07
97 = REFUSED.....	6	0.01

Have you ever, even once, inhaled correction fluid, degreaser, or cleaning fluid for kicks or to get high?

(IN01B)

CLEFLU

Len : 2 EVER INHALED CORRECTION FLUID, DEGREASER, ETC.

	Freq	Pct
1 = Yes.....	317	0.56
2 = No.....	5145	9.17
3 = Yes LOGICALLY ASSIGNED.....	3	0.01
85 = BAD DATA Logically assigned.....	1	0.00
91 = NEVER USED INHALANTS.....	50637	90.20
94 = DON'T KNOW.....	25	0.04
97 = REFUSED.....	8	0.01

Have you ever, even once, inhaled gasoline or lighter fluid for kicks or to get high?

(IN01C)

GAS

Len : 2 EVER INHALED GASOLINE OR LIGHTER FLUID

	Freq	Pct
1 = Yes.....	736	1.31
2 = No.....	4729	8.42
85 = BAD DATA Logically assigned.....	1	0.00
91 = NEVER USED INHALANTS.....	50637	90.20
94 = DON'T KNOW.....	21	0.04
97 = REFUSED.....	12	0.02

INHALANTS

Have you ever, even once, inhaled glue, shoe polish, or toluene for kicks or to get high?

*(IN01D)*  
GLUE

Len : 2 EVER INHALED GLUE, SHOE POLISH, OR TOLUENE		<b>Freq</b>	<b>Pct</b>
1 = Yes.....		731	1.30
2 = No.....		4733	8.43
3 = Yes LOGICALLY ASSIGNED.....		2	0.00
85 = BAD DATA Logically assigned.....		1	0.00
91 = NEVER USED INHALANTS.....		50637	90.20
94 = DON'T KNOW.....		25	0.04
97 = REFUSED.....		7	0.01

Have you ever, even once, inhaled halothane, ether, or other anesthetics for kicks or to get high?

*(IN01E)*  
ETHER

Len : 2 EVER INHALED HALOTHANE, ETHER, OR OTHER ANESTHETIC		<b>Freq</b>	<b>Pct</b>
1 = Yes.....		127	0.23
2 = No.....		5334	9.50
85 = BAD DATA Logically assigned.....		1	0.00
91 = NEVER USED INHALANTS.....		50637	90.20
94 = DON'T KNOW.....		31	0.06
97 = REFUSED.....		6	0.01

Have you ever, even once, inhaled lacquer thinner or other paint solvents for kicks or to get high?

*(IN01F)*  
SOLVENT

Len : 2 EVER INHALED LACQUER THINNER, OTHER PAINT SOLVENTS		<b>Freq</b>	<b>Pct</b>
1 = Yes.....		306	0.55
2 = No.....		5164	9.20
3 = Yes LOGICALLY ASSIGNED.....		1	0.00
85 = BAD DATA Logically assigned.....		1	0.00
91 = NEVER USED INHALANTS.....		50637	90.20
94 = DON'T KNOW.....		22	0.04
97 = REFUSED.....		5	0.01

Have you ever, even once, inhaled lighter gases, such as butane or propane for kicks or to get high?

*(IN01G)*  
LGAS

Len : 2 EVER INHALED LIGHTER GASES (BUTANE, PROPANE)		<b>Freq</b>	<b>Pct</b>
1 = Yes.....		214	0.38
2 = No.....		5259	9.37
85 = BAD DATA Logically assigned.....		1	0.00
91 = NEVER USED INHALANTS.....		50637	90.20
94 = DON'T KNOW.....		19	0.03
97 = REFUSED.....		6	0.01

Have you ever, even once, inhaled nitrous oxide or 'whippits' for kicks or to get high?

*(IN01H)*  
NITOXID

Len : 2 EVER INHALED NITROUS OXIDE OR 'WHIPPITS'		<b>Freq</b>	<b>Pct</b>
1 = Yes.....		2241	3.99
2 = No.....		3226	5.75
3 = Yes LOGICALLY ASSIGNED.....		4	0.01
85 = BAD DATA Logically assigned.....		1	0.00
91 = NEVER USED INHALANTS.....		50637	90.20
94 = DON'T KNOW.....		23	0.04
97 = REFUSED.....		4	0.01

INHALANTS

Have you ever, even once, inhaled felt-tip pens, felt-tip markers, or magic markers for kicks or to get high?

(IN01HI)

FELTMARKR

Len : 2 EVER INHALED FELT-TIP PENS/MARKERS

	Freq	Pct
1 = Yes.....	2053	3.66
2 = No.....	3391	6.04
3 = Yes LOGICALLY ASSIGNED.....	1	0.00
85 = BAD DATA Logically assigned.....	1	0.00
91 = NEVER USED INHALANTS.....	50637	90.20
94 = DON'T KNOW.....	45	0.08
97 = REFUSED.....	8	0.01

Have you ever, even once, inhaled spray paints for kicks or to get high?

(IN01I)

SPPAINT

Len : 2 EVER INHALED SPRAY PAINTS

	Freq	Pct
1 = Yes.....	534	0.95
2 = No.....	4943	8.81
85 = BAD DATA Logically assigned.....	1	0.00
91 = NEVER USED INHALANTS.....	50637	90.20
94 = DON'T KNOW.....	18	0.03
97 = REFUSED.....	3	0.01

Have you ever, even once, inhaled computer keyboard cleaner, also known as air duster, for kicks or to get high?

(IN01II)

AIRDUSTER

Len : 2 EVER INHALED COMPUTER KEYBOARD CLEANER/AIR DUSTER

	Freq	Pct
1 = Yes.....	768	1.37
2 = No.....	4704	8.38
3 = Yes LOGICALLY ASSIGNED.....	3	0.01
85 = BAD DATA Logically assigned.....	1	0.00
91 = NEVER USED INHALANTS.....	50637	90.20
94 = DON'T KNOW.....	19	0.03
97 = REFUSED.....	4	0.01

Have you ever, even once, inhaled some other aerosol spray for kicks or to get high?

(IN01J)

OTHAEROS

Len : 2 EVER INHALED OTHER AEROSOL SPRAYS

	Freq	Pct
1 = Yes.....	312	0.56
2 = No.....	5160	9.19
3 = Yes LOGICALLY ASSIGNED.....	3	0.01
85 = BAD DATA Logically assigned.....	1	0.00
91 = NEVER USED INHALANTS.....	50637	90.20
94 = DON'T KNOW.....	18	0.03
97 = REFUSED.....	5	0.01

Have you ever, even once used any other inhalants for kicks or to get high besides the ones that have been listed?

(IN01L)

INHALOTH

Len : 2 EVER USED OTHER INHALANTS

	Freq	Pct
1 = Yes.....	161	0.29
2 = No.....	5305	9.45
85 = BAD DATA Logically assigned.....	1	0.00
91 = NEVER USED INHALANTS.....	50637	90.20
94 = DON'T KNOW.....	28	0.05
97 = REFUSED.....	4	0.01

INHALANTS

(IN01SCI)  
 INHALOT1

Len : 4 OTHER INHALANT - SPECIFY 1

	Freq	Pct
348 = Crystal .....	1	0.00
377 = Albuterol .....	2	0.00
501 = Gasoline or lighter fluids.....	3	0.01
503 = Other aerosol sprays.....	10	0.02
504 = Shoeshine liquid, glue, or toluene .....	2	0.00
505 = Lacquer thinner or other paint solvents.....	1	0.00
506 = Amyl nitrite, "poppers," locker room odorizer, "rush" .....	4	0.01
508 = Nitrous oxide, "whippits," dentist gas .....	5	0.01
510 = OTHER Inhalant, NOT OTHERWISE SPECIFIED .....	22	0.04
511 = Markers, felt-tip pens, ink pens.....	5	0.01
516 = CHC, chlorofluorocarbon, freon, refrigerant.....	6	0.01
518 = Acetone, nail polish remover .....	6	0.01
519 = Helium .....	10	0.02
520 = Old paint, paint .....	3	0.01
524 = White-Out .....	3	0.01
526 = Nail polish.....	4	0.01
528 = Whipped-cream can .....	3	0.01
531 = Candy, powdered candy, sugar .....	2	0.00
537 = Air horn, canned air horn, condensed horn .....	1	0.00
539 = Scotch-Gard .....	1	0.00
546 = Leather or suede protector, aerosol unspecified .....	1	0.00
548 = Cologne, isopropanol vapors, rubbing alcohol.....	7	0.01
560 = Diswashing detergent, laundry detergent, soap.....	1	0.00
582 = WD-40 .....	1	0.00
591 = Air brush propellant, air brush cartridge .....	1	0.00
592 = Computer air duster, computer cleaner, dust-off .....	3	0.01
802 = THC, cannabinal, marinol, tetrahydrocannabinol .....	1	0.00
803 = Marijuana, MarrJane, Mary Jane, MJ, pot, weed .....	4	0.01
807 = Alcohol, beer, ethanol, EtOH, pink champagne .....	1	0.00
818 = Nicotine .....	1	0.00
843 = Cold medicine, cold tablets <OTC>.....	1	0.00
5001 = Bleach .....	1	0.00
5004 = Ink print, paper.....	2	0.00
5016 = Masking tape, tape adhesive .....	1	0.00
5028 = Carburetor cleaner, engine cleaner.....	1	0.00
5045 = Cleaner, not otherwise specified .....	1	0.00
5049 = Hand sanitizer/cleaner, contents unspecified.....	1	0.00
5061 = Lip balm, lip gloss .....	1	0.00
5141 = Gun smoke, gun powder .....	1	0.00
5142 = Dryer sheets, fabric softener .....	1	0.00
5147 = Glycerin .....	1	0.00
5148 = Hand sanitizer/cleaner; alcohol-based.....	1	0.00
6052 = Acrylic resin.....	1	0.00
8024 = Asthma inhaler, asthma medication, bronchial dilator .....	2	0.00
8118 = Smoke/smoking, not otherwise specified .....	2	0.00
8373 = Electronic cigarette .....	1	0.00
8379 = Dabs/dabbing .....	1	0.00
8381 = Vapor/vape juice; route of use unspecified .....	6	0.01
9985 = BAD DATA Logically assigned .....	8	0.01
9991 = NEVER USED INHALANTS .....	50637	90.20
9997 = REFUSED .....	16	0.03
9998 = BLANK (NO ANSWER).....	29	0.05
9999 = LEGITIMATE SKIP .....	5305	9.45



INHALANTS

(IN01SC2)  
INHALOT2

Len : 4 OTHER INHALANT - SPECIFY 2

	Freq	Pct
503 = Other aerosol sprays.....	1	0.00
504 = Shoeshine liquid, glue, or toluene.....	2	0.00
510 = OTHER Inhalant, NOT OTHERWISE SPECIFIED.....	4	0.01
518 = Acetone, nail polish remover.....	2	0.00
537 = Air horn, canned air horn, condensed horn.....	1	0.00
553 = Pixie sticks.....	1	0.00
560 = Diswashing detergent, laundry detergent, soap.....	1	0.00
592 = Computer air duster, computer cleaner, dust-off.....	1	0.00
805 = Cocaine, coca, cocaina, coke, perico.....	1	0.00
5017 = Oil, lubricant, grease; otherwise unspecified.....	1	0.00
5043 = Carbona.....	1	0.00
9985 = BAD DATA Logically assigned.....	4	0.01
9991 = NEVER USED INHALANTS.....	50637	90.20
9997 = REFUSED.....	5	0.01
9998 = BLANK (NO ANSWER).....	169	0.30
9999 = LEGITIMATE SKIP.....	5305	9.45

(IN01SC3)  
INHALOT3

Len : 4 OTHER INHALANT - SPECIFY 3

	Freq	Pct
502 = Spray paints.....	1	0.00
503 = Other aerosol sprays.....	1	0.00
510 = OTHER Inhalant, NOT OTHERWISE SPECIFIED.....	1	0.00
528 = Whipped-cream can.....	1	0.00
5024 = Candle, citronella candle.....	1	0.00
5045 = Cleaner, not otherwise specified.....	1	0.00
9985 = BAD DATA Logically assigned.....	1	0.00
9991 = NEVER USED INHALANTS.....	50637	90.20
9997 = REFUSED.....	5	0.01
9998 = BLANK (NO ANSWER).....	182	0.32
9999 = LEGITIMATE SKIP.....	5305	9.45

(IN01SC4)  
INHALOT4

Len : 4 OTHER INHALANT - SPECIFY 4

	Freq	Pct
511 = Markers, felt-tip pens, ink pens.....	1	0.00
9985 = BAD DATA Logically assigned.....	1	0.00
9991 = NEVER USED INHALANTS.....	50637	90.20
9997 = REFUSED.....	4	0.01
9998 = BLANK (NO ANSWER).....	188	0.33
9999 = LEGITIMATE SKIP.....	5305	9.45

(IN01SC5)  
INHALOT5

Len : 4 OTHER INHALANT - SPECIFY 5

	Freq	Pct
8381 = Vapor/vape juice; route of use unspecified.....	1	0.00
9985 = BAD DATA Logically assigned.....	1	0.00
9991 = NEVER USED INHALANTS.....	50637	90.20
9997 = REFUSED.....	4	0.01
9998 = BLANK (NO ANSWER).....	188	0.33
9999 = LEGITIMATE SKIP.....	5305	9.45

INHALANTS

The answers that people give us about their use of inhalants are important to this study's success. We know that this information is personal, but remember your answers will be kept confidential.

Please think again about answering this question: Have you ever, even once, used any type of inhalant for kicks or to get high?

NOTE: This variable was coded as 1 if respondents answered yes to the above question and 91 if respondents answered the above question as no (see below). This variable also was coded as 1 if the questions corresponding to any of the following variables were answered as yes: AMYLNIT, CLEFLU, GAS, GLUE, ETHER, SOLVENT, LGAS, NITOXID, FELTMARKR, SPPAINT, AIRDUSTER, OTHAEROS, or INHALOTH. This variable also was coded as 91 if all of the above variables were coded as 91.

(AIRDUSTER, AMYLNIT, CLEFLU, ETHER, FELTMARKR, GAS, GLUE, INHALOTH, INREF, LGAS, NITOXID, OTHAEROS, SOLVENT, SPPAINT)

INHALEVER Len : 2 EVER USED INHALANTS

	Freq	Pct
1 = Yes.....	5369	9.56
91 = NEVER USED INHALANTS .....	50637	90.20
97 = REFUSED .....	2	0.00
98 = BLANK (NO ANSWER) .....	128	0.23

How old were you the first time you used any inhalant for kicks or to get high?

(IN02)

INHALAGE Len : 3 AGE WHEN FIRST USED INHALANTS

	Freq	Pct
RANGE = 1 - 60.....	4937	8.79
985 = BAD DATA Logically assigned .....	42	0.07
991 = NEVER USED INHALANTS .....	50637	90.20
994 = DON'T KNOW .....	266	0.47
997 = REFUSED .....	127	0.23
998 = BLANK (NO ANSWER).....	127	0.23

Did you first use an inhalant of any kind for kicks or to get high in [CURRENT YEAR - 1] or [CURRENT YEAR]?

Did you first use an inhalant of any kind for kicks or to get high in [CURRENT YEAR - 2] or [CURRENT YEAR - 1]?

In what month in [CURRENT YEAR] did you first use an inhalant of any kind for kicks or to get high?

(IN03A, IN03B, IN03C)

INHALYFU Len : 4 YEAR OF FIRST INHALANT USE - RECODE

	Freq	Pct
RANGE = 2017 - 2019 .....	430	0.77
9985 = BAD DATA Logically assigned .....	98	0.17
9989 = LEGITIMATE SKIP Logically assigned .....	23	0.04
9991 = NEVER USED INHALANTS .....	50637	90.20
9994 = DON'T KNOW .....	267	0.48
9997 = REFUSED .....	129	0.23
9998 = BLANK (NO ANSWER).....	131	0.23
9999 = LEGITIMATE SKIP.....	4421	7.88

INHALANTS

In what month in [CURRENT YEAR] did you first use an inhalant of any kind for kicks or to get high?

In what month in [YEAR FROM IN03a or IN03b] did you first use an inhalant of any kind for kicks or to get high?

(IN03C, IN03D)

INHALMFU

Len : 2 MONTH OF FIRST INHALANT USE - RECODE

	Freq	Pct
1 = January.....	34	0.06
2 = February.....	24	0.04
3 = March.....	49	0.09
4 = April.....	35	0.06
5 = May.....	30	0.05
6 = June.....	31	0.06
7 = July.....	29	0.05
8 = August.....	30	0.05
9 = September.....	24	0.04
10 = October.....	38	0.07
11 = November.....	30	0.05
12 = December.....	26	0.05
85 = BAD DATA Logically assigned.....	94	0.17
89 = LEGITIMATE SKIP Logically assigned.....	23	0.04
91 = NEVER USED INHALANTS.....	50637	90.20
94 = DON'T KNOW.....	309	0.55
97 = REFUSED.....	137	0.24
98 = BLANK (NO ANSWER).....	135	0.24
99 = LEGITIMATE SKIP.....	4421	7.88

How long has it been since you last used any inhalant for kicks or to get high?

(INLAST, INRECDK, INRECRE)

INHALREC

Len : 2 TIME SINCE LAST USED INHALANTS

	Freq	Pct
1 = Within the past 30 days.....	184	0.33
2 = More than 30 days ago but within the past 12 mos.....	460	0.82
3 = More than 12 months ago.....	4518	8.05
8 = Used at some point in the past 12 mos LOG ASSN.....	12	0.02
9 = Used at some point in lifetime LOG ASSN.....	192	0.34
11 = Used in the past 30 days LOGICALLY ASSIGNED.....	3	0.01
85 = BAD DATA Logically assigned.....	1	0.00
91 = NEVER USED INHALANTS.....	50637	90.20
97 = REFUSED.....	2	0.00
98 = BLANK (NO ANSWER).....	127	0.23

(TOTINHAL)

INHALYFQ

Len : 3 TOTAL # OF DAYS USED INHALANT PAST 12 MONTHS

	Freq	Pct
RANGE = 1 - 364.....	627	1.12
985 = BAD DATA Logically assigned.....	6	0.01
991 = NEVER USED INHALANTS.....	50637	90.20
993 = DID NOT USE INHALANTS IN THE PAST 12 MOS.....	4518	8.05
994 = DON'T KNOW.....	18	0.03
997 = REFUSED.....	10	0.02
998 = BLANK (NO ANSWER).....	320	0.57

INH TOTFG

Len : 2 TRIMMING INDICATOR FOR INHALYFQ

	Freq	Pct
2 = Trimmed relative to the 30-day freq.....	2	0.00
98 = BLANK (NO ANSWER).....	56134	100.0

INH FQFLG

Len : 2 TRIMMED INHALYFQ IF R USED < 12 MOS

	Freq	Pct
1 = Trimmed to be consistent with mo/yr of 1st use.....	59	0.11
98 = BLANK (NO ANSWER).....	56077	99.89

INHALANTS

Now think about the past 12 months, from [DATEFILL] through today. We want to know how many days you've used an inhalant of any kind for kicks or to get high during the past 12 months.

What would be the easiest way for you to tell us how many days you've done this?

(INFRAME3)  
INHEASWY

Len : 2 EASIEST WAY TO TELL US # DAYS USED INHALANTS

	Freq	Pct
1 = Prefer to answer in days per week.....	98	0.17
2 = Prefer to answer in days per month.....	121	0.22
3 = Prefer to answer in days per year.....	395	0.70
11 = Prefer to ans in days per wk LOG ASSN.....	2	0.00
12 = Prefer to ans in days per mo LOG ASSN.....	6	0.01
13 = Prefer to ans in days per yr LOG ASSN.....	22	0.04
85 = BAD DATA Logically assigned.....	5	0.01
91 = NEVER USED INHALANTS.....	50637	90.20
93 = DID NOT USE INHALANTS IN THE PAST 12 MOS.....	4518	8.05
94 = DON'T KNOW.....	7	0.01
97 = REFUSED.....	5	0.01
98 = BLANK (NO ANSWER).....	320	0.57

On how many days in the past 12 months did you use an inhalant of any kind for kicks or to get high?

(INYRAVE)  
INHDSYSR

Len : 3 # DAYS USED INHALANT PAST 12 MONTHS

	Freq	Pct
RANGE = 1 - 250.....	410	0.73
985 = BAD DATA Logically assigned.....	5	0.01
989 = LEGITIMATE SKIP Logically assigned.....	7	0.01
991 = NEVER USED INHALANTS.....	50637	90.20
993 = DID NOT USE INHALANTS IN THE PAST 12 MOS.....	4518	8.05
994 = DON'T KNOW.....	12	0.02
997 = REFUSED.....	7	0.01
998 = BLANK (NO ANSWER).....	320	0.57
999 = LEGITIMATE SKIP.....	220	0.39

On average, how many days did you use an inhalant of any kind for kicks or to get high each month during the past 12 months?

(INMONAVE)  
INHDPMO

Len : 2 # DAYS PER MONTH USED INHALANT PAST 12 MONTHS

	Freq	Pct
RANGE = 1 - 28.....	122	0.22
89 = LEGITIMATE SKIP Logically assigned.....	2	0.00
91 = NEVER USED INHALANTS.....	50637	90.20
93 = DID NOT USE INHALANTS IN THE PAST 12 MOS.....	4518	8.05
94 = DON'T KNOW.....	14	0.02
97 = REFUSED.....	10	0.02
98 = BLANK (NO ANSWER).....	325	0.58
99 = LEGITIMATE SKIP.....	508	0.90

On average, how many days did you use an inhalant of any kind for kicks or to get high each week during the past 12 months?

(INWKAVE)  
INHDPWK

Len : 2 # DAYS PER WEEK USED INHALANT PAST 12 MONTHS

	Freq	Pct
RANGE = 1 - 7.....	96	0.17
91 = NEVER USED INHALANTS.....	50637	90.20
93 = DID NOT USE INHALANTS IN THE PAST 12 MOS.....	4518	8.05
94 = DON'T KNOW.....	18	0.03
97 = REFUSED.....	10	0.02
98 = BLANK (NO ANSWER).....	325	0.58
99 = LEGITIMATE SKIP.....	532	0.95

INHALANTS

Think specifically about the past 30 days, from [DATEFILL] up to and including today. During the past 30 days, on how many days did you use any inhalant for kicks or to get high?

(IN06)

INHAL30N

Len : 2 # DAYS USED INHALANT PAST 30 DAYS

	Freq	Pct
RANGE = 1 - 30 .....	174	0.31
85 = BAD DATA Logically assigned .....	10	0.02
91 = NEVER USED INHALANTS .....	50637	90.20
93 = DID NOT USE INHALANTS IN THE PAST 30 DAYS .....	4978	8.87
94 = DON'T KNOW .....	6	0.01
97 = REFUSED .....	6	0.01
98 = BLANK (NO ANSWER) .....	325	0.58

What is your best estimate of the number of days you used any inhalant for kicks or to get high during the past 30 days?

(IN06DKRE)

INHAL30ES

Len : 2 BEST ESTIMATE # DAYS USED INHALANTS PAST 30 DAYS

	Freq	Pct
1 = 1 or 2 days .....	4	0.01
2 = 3 to 5 days.....	1	0.00
5 = 20 to 29 days.....	2	0.00
91 = NEVER USED INHALANTS .....	50637	90.20
93 = DID NOT USE INHALANTS IN THE PAST 30 DAYS .....	4978	8.87
94 = DON'T KNOW .....	2	0.00
97 = REFUSED .....	4	0.01
98 = BLANK (NO ANSWER) .....	335	0.60
99 = LEGITIMATE SKIP.....	173	0.31

METHAMPHETAMINE

**METHAMPHETAMINE**

Methamphetamine, also known as crank, ice, crystal meth, speed, glass, and many other names, is a stimulant that usually comes in crystal or powder forms. It can be smoked, “snorted,” swallowed or injected.

Have you ever, even once, used methamphetamine?

(ME01, MEREf)

**METHAMEVR**

Len : 2 EVER USED METHAMPHETAMINE

	Freq	Pct
1 = Yes.....	2548	4.54
2 = No.....	53525	95.35
94 = DON'T KNOW.....	61	0.11
97 = REFUSED.....	2	0.00

How old were you the first time you used methamphetamine?

(ME02)

**METHAMAGE**

Len : 3 AGE 1ST USED METHAMPHETAMINE

	Freq	Pct
RANGE = 1 - 70.....	2529	4.51
985 = BAD DATA Logically assigned.....	1	0.00
991 = NEVER USED METHAMPHETAMINE.....	53525	95.35
994 = DON'T KNOW.....	13	0.02
997 = REFUSED.....	7	0.01
998 = BLANK (NO ANSWER).....	61	0.11

Did you first use methamphetamine in [CURRENT YEAR - 1] or [CURRENT YEAR]?

Did you first use methamphetamine in [CURRENT YEAR - 2] or [CURRENT YEAR - 1]?

In what month in [CURRENT YEAR] did you first use methamphetamine?

(ME03A, ME03B, ME03C)

**METHAMYFU**

Len : 4 YEAR 1ST USED METHAMPHETAMINE

	Freq	Pct
RANGE = 2017 - 2019.....	107	0.19
9985 = BAD DATA Logically assigned.....	10	0.02
9989 = LEGITIMATE SKIP Logically assigned.....	17	0.03
9991 = NEVER USED METHAMPHETAMINE.....	53525	95.35
9994 = DON'T KNOW.....	14	0.02
9997 = REFUSED.....	8	0.01
9998 = BLANK (NO ANSWER).....	61	0.11
9999 = LEGITIMATE SKIP.....	2394	4.26

METHAMPHETAMINE

In what month in [CURRENT YEAR] did you first use methamphetamine?

In what month in [YEAR FROM ME03a or ME03b] did you first use methamphetamine?

(ME03C, ME03D)

METHAMMFU

Len : 2 MONTH 1ST USED METHAMPHETAMINE

	Freq	Pct
1 = January.....	13	0.02
2 = February.....	6	0.01
3 = March.....	11	0.02
4 = April.....	6	0.01
5 = May.....	6	0.01
6 = June.....	6	0.01
7 = July.....	10	0.02
8 = August.....	9	0.02
9 = September.....	6	0.01
10 = October.....	5	0.01
11 = November.....	12	0.02
12 = December.....	7	0.01
85 = BAD DATA Logically assigned.....	10	0.02
89 = LEGITIMATE SKIP Logically assigned.....	17	0.03
91 = NEVER USED METHAMPHETAMINE.....	53525	95.35
94 = DON'T KNOW.....	23	0.04
97 = REFUSED.....	9	0.02
98 = BLANK (NO ANSWER).....	61	0.11
99 = LEGITIMATE SKIP.....	2394	4.26

How long has it been since you last used methamphetamine?

(MELAST3, MERECDK, MERECRE)

METHAMREC

Len : 2 TIME SINCE LAST USED METHAMPHETAMINE

	Freq	Pct
1 = Within the past 30 days.....	219	0.39
2 = More than 30 days ago but within the past 12 mos.....	203	0.36
3 = More than 12 months ago.....	2098	3.74
8 = Used at some point in the past 12 mos LOG ASSN.....	12	0.02
9 = Used at some point in lifetime LOG ASSN.....	16	0.03
91 = NEVER USED METHAMPHETAMINE.....	53525	95.35
97 = REFUSED.....	2	0.00
98 = BLANK (NO ANSWER).....	61	0.11

(TOTME)

METHAMYFQ

Len : 3 TOTAL # DAYS USED METHAMPHETAMINE PAST 12 MONTHS

	Freq	Pct
RANGE = 1 - 365.....	416	0.74
985 = BAD DATA Logically assigned.....	11	0.02
991 = NEVER USED METHAMPHETAMINE.....	53525	95.35
993 = DID NOT USE METHAMPHETAMINE IN THE PAST 12 MOS.....	2098	3.74
994 = DON'T KNOW.....	7	0.01
997 = REFUSED.....	2	0.00
998 = BLANK (NO ANSWER).....	77	0.14

METOTFG

Len : 2 TRIMMING INDICATOR FOR METHAMYFQ

	Freq	Pct
2 = Trimmed relative to the 30-day freq.....	11	0.02
98 = BLANK (NO ANSWER).....	56125	99.98

MEFQFLG

Len : 2 TRIMMED METHAMYFQ IF R USED < 12 MOS

	Freq	Pct
1 = Trimmed to be consistent with mo/yr of 1st use.....	15	0.03
98 = BLANK (NO ANSWER).....	56121	99.97

METHAMPHETAMINE

Now think about the past 12 months, from [DATEFILL] through today. We want to know how many days you've used methamphetamine during the past 12 months.

What would be the easiest way for you to tell us how many days you've used it?

(MEFRAME3)

METHEASWY

Len : 2 EASIEST WAY TO TELL # DAYS USED METHAMPHETAMINE

	Freq	Pct
1 = Prefer to answer in days per week.....	135	0.24
2 = Prefer to answer in days per month.....	113	0.20
3 = Prefer to answer in days per year.....	169	0.30
12 = Prefer to ans in days per mo LOG ASSN.....	3	0.01
13 = Prefer to ans in days per yr LOG ASSN.....	1	0.00
85 = BAD DATA Logically assigned.....	11	0.02
91 = NEVER USED METHAMPHETAMINE.....	53525	95.35
93 = DID NOT USE METHAMPHETAMINE IN THE PAST 12 MOS.....	2098	3.74
94 = DON'T KNOW.....	2	0.00
97 = REFUSED.....	2	0.00
98 = BLANK (NO ANSWER).....	77	0.14

On how many days in the past 12 months did you use methamphetamine?

(MEYRAVE)

METHDYSYR

Len : 3 # DAYS USED METHAMPHETAMINE PAST 12 MONTHS

	Freq	Pct
RANGE = 1 - 365.....	168	0.30
985 = BAD DATA Logically assigned.....	1	0.00
989 = LEGITIMATE SKIP Logically assigned.....	4	0.01
991 = NEVER USED METHAMPHETAMINE.....	53525	95.35
993 = DID NOT USE METHAMPHETAMINE IN THE PAST 12 MOS.....	2098	3.74
994 = DON'T KNOW.....	4	0.01
997 = REFUSED.....	2	0.00
998 = BLANK (NO ANSWER).....	87	0.15
999 = LEGITIMATE SKIP.....	247	0.44

On average, how many days did you use methamphetamine each month during the past 12 months?

(MEMONAVE)

METHDYPMO

Len : 2 # DAYS PER MO USED METHAMPHETAMINE PAST 12 MONTHS

	Freq	Pct
RANGE = 1 - 30.....	115	0.20
85 = BAD DATA Logically assigned.....	2	0.00
91 = NEVER USED METHAMPHETAMINE.....	53525	95.35
93 = DID NOT USE METHAMPHETAMINE IN THE PAST 12 MOS.....	2098	3.74
94 = DON'T KNOW.....	6	0.01
97 = REFUSED.....	2	0.00
98 = BLANK (NO ANSWER).....	85	0.15
99 = LEGITIMATE SKIP.....	303	0.54

On average, how many days did you use methamphetamine each week during the past 12 months?

(MEWKAVE)

METHDYPWK

Len : 2 # DAYS PER WK USED METHAMPHETAMINE PAST 12 MONTHS

	Freq	Pct
RANGE = 1 - 7.....	133	0.24
85 = BAD DATA Logically assigned.....	8	0.01
91 = NEVER USED METHAMPHETAMINE.....	53525	95.35
93 = DID NOT USE METHAMPHETAMINE IN THE PAST 12 MOS.....	2098	3.74
94 = DON'T KNOW.....	7	0.01
97 = REFUSED.....	2	0.00
98 = BLANK (NO ANSWER).....	80	0.14
99 = LEGITIMATE SKIP.....	283	0.50



METHAMPHETAMINE

Think specifically about the past 30 days, from [DATEFILL] up to and including today. During the past 30 days, on how many days did you use methamphetamine?

(ME06)

METHAM30N

Len : 2 # DAYS USED METHAMPHETAMINE PAST 30 DAYS

	Freq	Pct
RANGE = 1 - 30 .....	218	0.39
85 = BAD DATA Logically assigned .....	2	0.00
91 = NEVER USED METHAMPHETAMINE .....	53525	95.35
93 = DID NOT USE METHAMPHETAMINE IN THE PAST 30 DAYS .....	2301	4.10
94 = DON'T KNOW .....	1	0.00
97 = REFUSED .....	2	0.00
98 = BLANK (NO ANSWER) .....	87	0.15

What is your best estimate of the number of days you used methamphetamine during the past 30 days?

(ME06DKRE)

METHAM30E

Len : 2 BEST ESTIMATE # DAYS USED METH PAST 30 DAYS

	Freq	Pct
1 = 1 or 2 days .....	1	0.00
6 = All 30 days.....	1	0.00
91 = NEVER USED METHAMPHETAMINE .....	53525	95.35
93 = DID NOT USE METHAMPHETAMINE IN THE PAST 30 DAYS .....	2301	4.10
97 = REFUSED .....	2	0.00
98 = BLANK (NO ANSWER) .....	89	0.16
99 = LEGITIMATE SKIP.....	217	0.39

PAIN RELIEVERS SCREENER

**PAIN RELIEVERS SCREENER**

Please look at the names and pictures of the pain relievers shown below.

In the **past 12 months**, which, if any, of these pain relievers have you used?

(PR021)

OXCNANYR

Len : 2 ANY OXYCONTIN USE PAST 12 MOS

	Freq	Pct
1 = Yes.....	1558	2.78
2 = No (not entered).....	1691	3.01
81 = NEVER USED PAIN RLVRs Logically assigned.....	179	0.32
85 = BAD DATA Logically assigned.....	10	0.02
91 = NEVER USED PAIN RELIEVERS.....	27123	48.32
93 = DID NOT USE IN THE PAST 12 MONTHS.....	13707	24.42
94 = DON'T KNOW.....	150	0.27
95 = I have not used any of these Pain Relievers in the past 12 months.....	11666	20.78
97 = REFUSED.....	36	0.06
98 = BLANK (NO ANSWER).....	16	0.03

Have you **ever**, even once, used **any prescription pain reliever**?

Remember, do **not** report your use of "over-the-counter" pain relievers such as aspirin, Tylenol, Advil, or Aleve.

(PRLANY)

PNRANYLIF

Len : 2 ANY PAIN RELIEVER USE IN LIFETIME

	Freq	Pct
1 = Yes.....	13563	24.16
2 = No.....	27302	48.64
5 = Yes LOGICALLY ASSIGNED (from skip pattern).....	14805	26.37
94 = DON'T KNOW.....	424	0.76
97 = REFUSED.....	23	0.04
98 = BLANK (NO ANSWER).....	19	0.03

NOTE: PNRANYREC was created from responses of any use in the past 12 months for specific pain relievers and from PNRANYLIF for any lifetime use of pain relievers.

PNRANYREC

Len : 2 RC - MOST RECENT ANY PAIN RELIEVER USE (RECODE)

	Freq	Pct
1 = Within the past 12 months.....	14805	26.37
2 = More than 12 months ago.....	13410	23.89
9 = Used at some point in the lifetime LOG ASSN.....	153	0.27
83 = DID NOT USE PST 12 MOS (LIFETIME UNK) Log assn.....	297	0.53
91 = NEVER USED PAIN RELIEVERS.....	27302	48.64
98 = BLANK (NO ANSWER).....	169	0.30

TRANQUILIZERS SCREENER

**TRANQUILIZERS SCREENER**

Have you **ever**, even once, used **any prescription tranquilizer**?

(*TRLANY*)

TRQANYLIF

Len : 2 ANY TRANQUILIZER USE IN LIFETIME

	<b>Freq</b>	<b>Pct</b>
1 = Yes.....	3826	6.82
2 = No.....	45949	81.85
5 = Yes LOGICALLY ASSIGNED (from skip pattern).....	5992	10.67
94 = DON'T KNOW.....	308	0.55
97 = REFUSED.....	27	0.05
98 = BLANK (NO ANSWER).....	34	0.06

NOTE: TRQANYREC was created from responses of any use in the past 12 months for specific tranquilizers and from TRQANYLIF for any lifetime use of tranquilizers.

TRQANYREC

Len : 2 RC - MOST RECENT ANY TRANQUILIZER USE (RECODE)

	<b>Freq</b>	<b>Pct</b>
1 = Within the past 12 months.....	5992	10.67
2 = More than 12 months ago.....	3807	6.78
9 = Used at some point in the lifetime LOG ASSN.....	19	0.03
83 = DID NOT USE PST 12 MOS (LIFETIME UNK) Log assn.....	224	0.40
91 = NEVER USED TRANQUILIZERS.....	45949	81.85
98 = BLANK (NO ANSWER).....	145	0.26

STIMULANTS SCREENER

**STIMULANTS SCREENER**

Have you **ever**, even once, used any **prescription stimulant**?

Remember, do not include "over-the-counter" stimulants such as Dexatrim, No-Doz, Hydroxycut, or 5-Hour Energy.

(*STLANY*)

STMANYLIF

Len : 2 ANY STIMULANT USE IN LIFETIME

	<b>Freq</b>	<b>Pct</b>
1 = Yes.....	2846	5.07
2 = No.....	48390	86.20
5 = Yes LOGICALLY ASSIGNED (from skip pattern) .....	4649	8.28
94 = DON'T KNOW .....	197	0.35
97 = REFUSED .....	28	0.05
98 = BLANK (NO ANSWER) .....	26	0.05

NOTE: STMANYREC was created from responses of any use in the past 12 months for specific stimulants and from STMANYLIF for any lifetime use of stimulants.

STMANYREC

Len : 2 RC - MOST RECENT ANY STIMULANT USE (RECODE)

	<b>Freq</b>	<b>Pct</b>
1 = Within the past 12 months .....	4649	8.28
2 = More than 12 months ago .....	2838	5.06
9 = Used at some point in the lifetime LOG ASSN.....	8	0.01
83 = DID NOT USE PST 12 MOS (LIFETIME UNK) Log assn .....	119	0.21
91 = NEVER USED STIMULANTS.....	48390	86.20
98 = BLANK (NO ANSWER) .....	132	0.24

SEDATIVES SCREENER

**SEDATIVES SCREENER**

Have you **ever**, even once, used **any prescription sedative**?

Remember, do not include "over-the-counter" sedatives such as Sominex, Unisom, Nytol, or Benadryl.

(SVLANY)

SEDANYLIF

Len : 2 ANY SEDATIVE USE IN LIFETIME

	<b>Freq</b>	<b>Pct</b>
1 = Yes.....	3127	5.57
2 = No.....	50287	89.58
5 = Yes LOGICALLY ASSIGNED (from skip pattern) .....	2402	4.28
94 = DON'T KNOW .....	261	0.46
97 = REFUSED .....	35	0.06
98 = BLANK (NO ANSWER) .....	24	0.04

NOTE: SEDANYREC was created from responses of any use in the past 12 months for specific sedatives and from SEDANYLIF for any lifetime use of sedatives.

SEDANYREC

Len : 2 RC - MOST RECENT ANY SEDATIVE USE (RECODE)

	<b>Freq</b>	<b>Pct</b>
1 = Within the past 12 months .....	2402	4.28
2 = More than 12 months ago .....	3109	5.54
9 = Used at some point in the lifetime LOG ASSN.....	18	0.03
83 = DID NOT USE PST 12 MOS (LIFETIME UNK) Log assn .....	158	0.28
91 = NEVER USED SEDATIVES .....	50287	89.58
98 = BLANK (NO ANSWER) .....	162	0.29

PAIN RELIEVERS

**PAIN RELIEVERS**

The next question asks about using prescription pain relievers in any way a doctor did not direct you to use them.

When you answer these questions, please think only about your use of the drug in any way a doctor did not direct you to use it, including:

- Using it without a prescription of your own
- Using it in greater amounts, more often, or longer than you were told to take it
- Using it in any other way a doctor did not direct you to use it

Have you ever, even once, used any prescription pain reliever in any way a doctor did not direct you to use it?

(PRL01, PRL02)

PNRNMLIF

Len : 2 EVER USED PAIN RELIEVER NOT DIRECTED BY DR

	Freq	Pct
1 = Yes.....	3062	5.45
2 = No.....	22962	40.90
5 = Yes LOGICALLY ASSIGNED (from skip pattern).....	2167	3.86
85 = BAD DATA Logically assigned.....	11	0.02
91 = NEVER USED/MISUSED PAIN RELIEVERS.....	27302	48.64
94 = DON'T KNOW.....	19	0.03
97 = REFUSED.....	19	0.03
98 = BLANK (NO ANSWER).....	594	1.06

In the past 12 months, did you use OxyContin in any way a doctor did not direct you to use it?

(PRY06)

OXCNNMYR

Len : 2 USED OXYCONTIN NOT DIRECTED BY DR PAST 12 MOS

	Freq	Pct
1 = Yes.....	305	0.54
2 = No.....	292	0.52
81 = NEVER MISUSED PAIN RLVRs Logically assigned.....	3	0.01
85 = BAD DATA Logically assigned.....	8	0.01
91 = NEVER USED/MISUSED PAIN RELIEVERS.....	50261	89.53
93 = DID NOT USE IN THE PAST 12 MONTHS.....	5182	9.23
94 = DON'T KNOW.....	1	0.00
97 = REFUSED.....	2	0.00
98 = BLANK (NO ANSWER).....	82	0.15

Please think about the first time you ever used OxyContin in a way a doctor did not direct you to use it.

How old were you when you first used OxyContin in a way a doctor did not direct you to use it?

(PRY06A)

OXCNNMAGE

Len : 3 AGE 1ST USED OXYCONTIN NOT DIRECTED BY DR

	Freq	Pct
RANGE = 9 - 68.....	298	0.53
981 = NEVER USED PAIN RLVRs Logically assigned.....	3	0.01
985 = BAD DATA Logically assigned.....	2	0.00
991 = NEVER USED/MISUSED PAIN RELIEVERS.....	50261	89.53
993 = DID NOT USE IN THE PAST 12 MONTHS.....	5474	9.75
994 = DON'T KNOW.....	4	0.01
997 = REFUSED.....	3	0.01
998 = BLANK (NO ANSWER).....	91	0.16

Did you first use OxyContin in a way a doctor did not direct you to use it in [CURRENT YEAR - 1] or [CURRENT YEAR]?

Did you first use OxyContin in a way a doctor did not direct you to use it in [CURRENT YEAR - 2] or [CURRENT YEAR - 1]?

(PRY06B, PRY06C, PRY06D)

OXCNNMYFU

Len : 4 YEAR 1ST USED OXYCONTIN NOT DIRECTED BY DR

	Freq	Pct
RANGE = 2017 - 2019.....	72	0.13
9981 = NEVER USED PAIN RLVRs Logically assigned.....	3	0.01
9989 = LEGITIMATE SKIP Logically assigned.....	2	0.00
9991 = NEVER USED/MISUSED PAIN RELIEVERS.....	50261	89.53
9993 = DID NOT USE IN THE PAST 12 MONTHS.....	5474	9.75
9994 = DON'T KNOW.....	1	0.00
9998 = BLANK (NO ANSWER).....	100	0.18
9999 = LEGITIMATE SKIP.....	223	0.40

PAIN RELIEVERS

Earlier, you reported that you first used OxyContin in a way a doctor did not direct you to use it when you were [FILL] years old. Based on your date of birth, you turned [FILL] in [FILL].

In what month in [FILL] did you first use OxyContin in a way a doctor did not direct you to use it?

(PRY06D)

OXCNNMFU

Len : 2 MONTH 1ST USED OXYCONTIN NOT DIRECTED BY DR

	Freq	Pct
1 = January.....	5	0.01
2 = February.....	7	0.01
3 = March.....	3	0.01
4 = April.....	7	0.01
5 = May.....	6	0.01
6 = June.....	5	0.01
7 = July.....	6	0.01
8 = August.....	8	0.01
10 = October.....	7	0.01
11 = November.....	4	0.01
12 = December.....	7	0.01
81 = NEVER USED PAIN RLVRS Logically assigned.....	3	0.01
89 = LEGITIMATE SKIP Logically assigned.....	2	0.00
91 = NEVER USED/MISUSED PAIN RELIEVERS.....	50261	89.53
93 = DID NOT USE IN THE PAST 12 MONTHS.....	5474	9.75
94 = DON'T KNOW.....	5	0.01
97 = REFUSED.....	2	0.00
98 = BLANK (NO ANSWER).....	101	0.18
99 = LEGITIMATE SKIP.....	223	0.40

NOTE: The variable PNRNMREC is a recoded variable that was created from PNRNMLIF, the 12-month misuse variables of specific pain relievers, and PNRLVNM30DY.

PNRNMREC

Len : 2 RC - MOST RECENT PAIN RELIEVER MISUSE (RECODE)

	Freq	Pct
1 = Within the past 30 days.....	576	1.03
2 = More than 30 days ago but within the past 12 mos.....	1581	2.82
3 = More than 12 months ago.....	3033	5.40
8 = Misused at some point in past 12 mos LOG ASSN.....	10	0.02
9 = Misused at some point in lifetime LOG ASSN.....	29	0.05
83 = DID NOT MISUSE PST 12 MOS (LIFETIME UNK) Log assn.....	448	0.80
91 = NEVER USED/MISUSED PAIN RELIEVERS.....	50264	89.54
98 = BLANK (NO ANSWER).....	195	0.35

NOTE: PNRNMINIT is "reverse coded" from the answers in PRL03. PRL03=1 (yes) was recoded to 2 in PNRNMINIT because this answer means that the respondent misused pain relievers before the past 12 months (and therefore is not a past year initiate for misuse of pain relievers). PRL03=2 (no) was recoded to 1 in PNRNMINIT because this answer means that the respondent did not misuse pain relievers before the past 12 months (and therefore is a past year initiate for misuse of pain relievers).

Earlier questions were about the past 12 months. This question is about any time before then, that is, any time in your life before [DATEFILL].

At any time before [DATEFILL], did you ever use any prescription pain reliever in a way a doctor did not direct you to use it?

(PRL03)

PNRNMINIT

Len : 2 PAST YEAR INITIATE FOR ANY PAIN RELIEVER MISUSE

	Freq	Pct
1 = Past year initiate.....	438	0.78
2 = Not a past year initiate.....	149	0.27
4 = Not past yr initiate LOG ASSN (from skip pattern).....	1566	2.79
83 = NOT PAST YR INITIATE (AT-RISK STATUS UNKNOWN).....	448	0.80
91 = NEVER USED/MISUSED PAIN RELIEVERS.....	50264	89.54
93 = DID NOT MISUSE PAIN RELIEVERS IN THE PAST 12 MOS.....	3033	5.40
94 = DON'T KNOW.....	8	0.01
97 = REFUSED.....	6	0.01
98 = BLANK (NO ANSWER).....	224	0.40

PAIN RELIEVERS

NOTE: The variables PNRNMAGE, PNRNMYFU, and PNRNMMFU show the age, year, and month of first misuse, respectively, for respondents who initiated misuse of pain relievers in the 12 months prior to being interviewed (PNRNMINIT=1).

PNRNMAGE Len : 3 RC - AGE AT 1ST MISUSE FOR PAST YR PNRLV INITIATES

	Freq	Pct
RANGE = 11 - 83 .....	317	0.56
983 = NOT A PAST YEAR INITIATE Log assn.....	448	0.80
991 = NEVER USED/MISUSED PAIN RELIEVERS .....	50264	89.54
993 = NOT A PAST YEAR INITIATE.....	4748	8.46
998 = BLANK (NO ANSWER).....	359	0.64

PNRNMAYFU Len : 4 RC - YR 1ST MISUSED FOR PAST YR PAIN RLVR INITIATES

	Freq	Pct
RANGE = 2018 - 2019 .....	315	0.56
9983 = NOT A PAST YEAR INITIATE Logically assigned.....	448	0.80
9991 = NEVER USED/MISUSED PAIN RELIEVERS .....	50264	89.54
9993 = NOT A PAST YEAR INITIATE .....	4748	8.46
9998 = BLANK (NO ANSWER).....	361	0.64

PNRNMAMFU Len : 2 RC - MO 1ST MISUSED FOR PAST YR PAIN RLVR INITIATES

	Freq	Pct
1 = January.....	20	0.04
2 = February.....	25	0.04
3 = March.....	19	0.03
4 = April .....	25	0.04
5 = May.....	34	0.06
6 = June.....	26	0.05
7 = July .....	26	0.05
8 = August .....	20	0.04
9 = September.....	27	0.05
10 = October .....	32	0.06
11 = November .....	19	0.03
12 = December.....	29	0.05
83 = NOT A PAST YEAR INITIATE Logically assigned .....	448	0.80
91 = NEVER USED/MISUSED PAIN RELIEVERS.....	50264	89.54
93 = NOT A PAST YEAR INITIATE .....	4748	8.46
98 = BLANK (NO ANSWER) .....	374	0.67

In the past 30 days, that is, from [DATEFILL] up to and including today, did you use [PRNAMEFILL] in any way a doctor did not direct you to use [PRNUMFILL]?

(PRM01)  
PNRNM30D Len : 2 USED PAIN RLVR NOT DIRECTED BY DR PAST 30 DAYS

	Freq	Pct
1 = Yes.....	536	0.95
2 = No .....	1581	2.82
5 = Yes LOGICALLY ASSIGNED (from PR30ANYINIT=1) .....	40	0.07
83 = DID NOT MISUSE PAIN RELIEVERS PST 30 DYS Log assn.....	138	0.25
85 = BAD DATA Logically assigned .....	7	0.01
91 = NEVER USED/MISUSED PAIN RELIEVERS.....	50264	89.54
93 = DID NOT MISUSE PAIN RELIEVERS IN THE PAST 30 DAYS .....	3343	5.96
94 = DON'T KNOW.....	7	0.01
97 = REFUSED .....	3	0.01
98 = BLANK (NO ANSWER) .....	217	0.39

During the past 30 days, on how many days did you use [PRNAMEFILL] in any way a doctor did not direct you to use [PRNUMFILL]?

(PRM02)  
PNRNM30FQ Len : 2 # DAYS USED PAIN RLVR NOT DIRECTD BY DR PST 30 DYS

	Freq	Pct
RANGE = 1 - 30 .....	557	0.99
83 = DID NOT USE PAIN REL IN THE PAST 12 MOS Log assn .....	34	0.06
85 = BAD DATA Logically assigned .....	5	0.01
91 = NEVER USED/MISUSED PAIN RELIEVERS.....	50264	89.54
93 = DID NOT MISUSE PAIN RELIEVERS IN THE PAST 30 DAYS .....	5028	8.96
94 = DON'T KNOW .....	10	0.02
97 = REFUSED .....	9	0.02
98 = BLANK (NO ANSWER) .....	229	0.41



PAIN RELIEVERS

What is your best estimate of the number of days you used [PRNAMEFILL] in any way a doctor did not direct you to use [PRNUMFILL] during the past 30 days?

(PRM02DKRE)  
PNRNM30ES

Len : 2 EST # DAYS USED PAIN RLVR NOT DIRECTED PST 30 DYS

	Freq	Pct
1 = 1 or 2 days .....	5	0.01
2 = 3 to 5 days.....	2	0.00
3 = 6 to 9 days.....	1	0.00
5 = 20 to 29 days.....	2	0.00
6 = All 30 days.....	3	0.01
83 = DID NOT USE PAIN REL IN THE PAST 12 MOS Log assn .....	4	0.01
91 = NEVER USED/MISUSED PAIN RELIEVERS.....	50264	89.54
93 = DID NOT MISUSE PAIN RELIEVERS IN THE PAST 30 DAYS .....	5058	9.01
94 = DON'T KNOW .....	2	0.00
97 = REFUSED .....	4	0.01
98 = BLANK (NO ANSWER) .....	234	0.42
99 = LEGITIMATE SKIP.....	557	0.99

NOTE: Responses of "yes" in PNRNM30AL were assigned a code of 11 when respondents reported that they misused pain relievers with alcohol in the past 30 days but there was some question from the edited alcohol data about whether they used alcohol in the past 30 days. Analysts are encouraged to check the value of the final imputed alcohol recency IRALCRC when PNRNM30AL=11 to determine whether IRALCRC was assigned a value to indicate that the most recent use of alcohol was within the past 30 days or was more than 30 days ago but within the past 12 months.

During the past 30 days, did you use [PRNAMEFILL] in any way a doctor did not direct you to use [PRNUMFILL] while you were drinking alcohol or within a couple of hours of drinking?

(PRM03)  
PNRNM30AL

Len : 2 USED PAIN RLVR NOT DIRECTED BY DR W/ALC PST 30 DYS

	Freq	Pct
1 = Yes.....	150	0.27
2 = No.....	203	0.36
83 = DID NOT USE PAIN REL IN THE PAST 12 MOS Log assn .....	13	0.02
85 = BAD DATA Logically assigned .....	4	0.01
91 = NEVER USED/MISUSED PAIN RELIEVERS.....	50264	89.54
93 = DID NOT MISUSE PAIN RELIEVERS IN THE PAST 30 DAYS .....	5049	8.99
94 = DON'T KNOW .....	1	0.00
97 = REFUSED .....	1	0.00
98 = BLANK (NO ANSWER) .....	237	0.42
99 = LEGITIMATE SKIP.....	214	0.38

Which of these statements describe your use of it/them at any time in the past 12 months?

To select more than one statement, press the space bar between the numbers. When you have finished, press [ENTER].

(PRYWAYS1)  
PNRWYNORX

Len : 2 USED PAIN RLVR W/O OWN RX PAST 12 MONTHS

	Freq	Pct
1 = Yes.....	1292	2.30
2 = No (not entered).....	760	1.35
83 = DID NOT MISUSE PAIN RELIEVERS IN PST 30 days Log assn .....	82	0.15
85 = BAD DATA Logically assigned .....	4	0.01
91 = NEVER USED/MISUSED PAIN RELIEVERS.....	50264	89.54
93 = DID NOT MISUSE PAIN RELIEVERS IN THE PAST 12 MOS .....	3399	6.05
94 = DON'T KNOW .....	63	0.11
97 = REFUSED .....	52	0.09
98 = BLANK (NO ANSWER) .....	220	0.39

PAIN RELIEVERS

(PRYWAYS2)  
PNRWYGAMT

Len : 2	USED PAIN RLVR IN GREATER AMTS THAN RX PST 12 MOS		
		<b>Freq</b>	<b>Pct</b>
	1 = Yes.....	372	0.66
	2 = No (not entered).....	1681	2.99
	83 = DID NOT USE PAIN REL IN THE PAST 12 MOS Log assn.....	39	0.07
	85 = BAD DATA Logically assigned.....	2	0.00
	91 = NEVER USED/MISUSED PAIN RELIEVERS.....	50264	89.54
	93 = DID NOT MISUSE PAIN RELIEVERS IN THE PAST 12 MOS.....	3442	6.13
	94 = DON'T KNOW.....	63	0.11
	97 = REFUSED.....	52	0.09
	98 = BLANK (NO ANSWER).....	221	0.39

(PRYWAYS3)  
PNRWYOFTN

Len : 2	USED PAIN RLVR MORE OFTEN THAN RX PAST 12 MONTHS		
		<b>Freq</b>	<b>Pct</b>
	1 = Yes.....	262	0.47
	2 = No (not entered).....	1791	3.19
	83 = DID NOT USE PAIN REL IN THE PAST 12 MOS logically assigned.....	37	0.07
	85 = BAD DATA Logically assigned.....	1	0.00
	91 = NEVER USED/MISUSED PAIN RELIEVERS.....	50264	89.54
	93 = DID NOT MISUSE PAIN RELIEVERS IN THE PAST 12 MOS.....	3444	6.14
	94 = DON'T KNOW.....	63	0.11
	97 = REFUSED.....	52	0.09
	98 = BLANK (NO ANSWER).....	222	0.40

(PRYWAYS4)  
PNRWYLNDR

Len : 2	USED PAIN RLVR LONGER THAN RX PAST 12 MONTHS		
		<b>Freq</b>	<b>Pct</b>
	1 = Yes.....	241	0.43
	2 = No (not entered).....	1812	3.23
	83 = DID NOT USE PAIN RELIEVERS PST 12 MOS Log assn.....	42	0.07
	91 = NEVER USED/MISUSED PAIN RELIEVERS.....	50264	89.54
	93 = DID NOT MISUSE PAIN RELIEVERS IN THE PAST 12 MOS.....	3439	6.13
	94 = DON'T KNOW.....	63	0.11
	97 = REFUSED.....	52	0.09
	98 = BLANK (NO ANSWER).....	223	0.40

(PRYWAYS5)  
PNRWYOTWY

Len : 2	USED PAIN RLVR OTHER WAY NOT DIRECTED PST 12 MOS		
		<b>Freq</b>	<b>Pct</b>
	1 = Yes.....	505	0.90
	2 = No (not entered).....	1548	2.76
	83 = DID NOT USE PAIN RELIEVERS PST 12 MOS Log assn.....	55	0.10
	91 = NEVER USED/MISUSED PAIN RELIEVERS.....	50264	89.54
	93 = DID NOT MISUSE PAIN RELIEVERS IN THE PAST 12 MOS.....	3426	6.10
	94 = DON'T KNOW.....	63	0.11
	97 = REFUSED.....	52	0.09
	98 = BLANK (NO ANSWER).....	223	0.40

PAIN RELIEVERS

Now think about the last time you used a prescription pain reliever in any way a doctor did not direct you to use it.

Which of these pain relievers did you use the last time? If you used more than one pain reliever the last time, please choose one pain reliever as your best answer.

(RPRYLAST)  
PNRNMLAS1

Len : 2 LAST PAIN RLVR USED NOT DIRECTED BY DR PST 12 MOS

	Freq	Pct
1 = Vicodin .....	172	0.31
2 = Lortab .....	62	0.11
3 = Norco .....	99	0.18
4 = Zohydro ER .....	1	0.00
5 = Hydrocodone (generic) .....	381	0.68
6 = OxyContin .....	91	0.16
7 = Percocet .....	219	0.39
8 = Percodan .....	6	0.01
9 = Roxicodone .....	20	0.04
10 = Oxycodone (generic) .....	156	0.28
11 = Ultram .....	8	0.01
13 = Ultracet .....	3	0.01
14 = Tramadol (generic) .....	164	0.29
15 = Extended-release tramadol (generic) .....	4	0.01
16 = Tylenol with codeine 3 or 4 (NOT over-the-counter Tylenol) .....	317	0.56
17 = Codeine pills (generic) .....	40	0.07
18 = Avinza .....	1	0.00
19 = Kadian .....	1	0.00
21 = Morphine (generic) .....	22	0.04
22 = Extended-release morphine (generic) .....	6	0.01
23 = Duragesic .....	2	0.00
24 = Fentora .....	1	0.00
25 = Fentanyl (generic) .....	24	0.04
26 = Suboxone .....	66	0.12
27 = Buprenorphine (generic) .....	16	0.03
28 = Buprenorphine plus naloxone (generic) .....	6	0.01
29 = Opana .....	3	0.01
31 = Oxymorphone (generic) .....	3	0.01
32 = Extended-release oxymorphone (generic) .....	1	0.00
33 = Demerol .....	1	0.00
34 = Dilaudid or hydromorphone .....	11	0.02
35 = Exalgo or extended-release hydromorphone .....	1	0.00
36 = Methadone .....	14	0.02
37 = Some other pain reliever .....	219	0.39
83 = DID NOT MISUSE IN THE PST 12 MOS Logically assigned .....	139	0.25
85 = BAD DATA Logically assigned .....	12	0.02
91 = NEVER USED/MISUSED PAIN RELIEVERS .....	50264	89.54
93 = DID NOT MISUSE PAIN RELIEVERS IN THE PAST 12 MOS .....	3342	5.95
94 = DON'T KNOW .....	14	0.02
97 = REFUSED .....	7	0.01
98 = BLANK (NO ANSWER) .....	217	0.39

Now think about the last time you used [PRLASTFILL2] in any way a doctor did not direct you to use it/them.

What were the reasons you used [PRLASTFILL2] the last time?

(PRYMOTV1)  
PNRRSPAIN

Len : 2 USED LAST PAIN RLVR (NOT DIRECTED) TO RLV PAIN

	Freq	Pct
1 = Yes .....	1429	2.55
2 = No (not entered) .....	668	1.19
3 = Yes LOGICALLY ASSIGNED .....	18	0.03
83 = DID NOT USE PAIN RELIEVERS PST 12 MOS Log assn .....	123	0.22
85 = BAD DATA Logically assigned .....	3	0.01
91 = NEVER USED/MISUSED PAIN RELIEVERS .....	50264	89.54
93 = DID NOT MISUSE PAIN RELIEVERS IN THE PAST 12 MOS .....	3358	5.98
94 = DON'T KNOW .....	19	0.03
97 = REFUSED .....	33	0.06
98 = BLANK (NO ANSWER) .....	221	0.39

PAIN RELIEVERS

(PRYMOTV2)  
PNRRSRELX

Len : 2 USED LAST PAIN RLVR (NOT DIRECTED) TO RELAX

	Freq	Pct
1 = Yes.....	539	0.96
2 = No (not entered).....	1576	2.81
3 = Yes LOGICALLY ASSIGNED.....	1	0.00
83 = DID NOT USE PAIN RELIEVERS PST 12 MOS Log assn.....	24	0.04
85 = BAD DATA Logically assigned.....	3	0.01
91 = NEVER USED/MISUSED PAIN RELIEVERS.....	50264	89.54
93 = DID NOT MISUSE PAIN RELIEVERS IN THE PAST 12 MOS.....	3457	6.16
94 = DON'T KNOW.....	19	0.03
97 = REFUSED.....	33	0.06
98 = BLANK (NO ANSWER).....	220	0.39

(PRYMOTV3)  
PNRRSEXP

Len : 2 USED LAST PAIN RLVR (NOT DIRECTED) TO EXPERIMENT

	Freq	Pct
1 = Yes.....	150	0.27
2 = No (not entered).....	1962	3.50
3 = Yes LOGICALLY ASSIGNED.....	4	0.01
83 = DID NOT USE PAIN RELIEVERS PST 12 MOS Log assn.....	10	0.02
91 = NEVER USED/MISUSED PAIN RELIEVERS.....	50264	89.54
93 = DID NOT MISUSE PAIN RELIEVERS IN THE PAST 12 MOS.....	3471	6.18
94 = DON'T KNOW.....	19	0.03
97 = REFUSED.....	33	0.06
98 = BLANK (NO ANSWER).....	223	0.40

(PRYMOTV4)  
PNRRSHIGH

Len : 2 USED LAST PAIN RLVR (NOT DIRECTED) TO GET HIGH

	Freq	Pct
1 = Yes.....	464	0.83
2 = No (not entered).....	1645	2.93
3 = Yes LOGICALLY ASSIGNED.....	7	0.01
83 = DID NOT USE PAIN RELIEVERS PST 12 MOS Log assn.....	10	0.02
91 = NEVER USED/MISUSED PAIN RELIEVERS.....	50264	89.54
93 = DID NOT MISUSE PAIN RELIEVERS IN THE PAST 12 MOS.....	3471	6.18
94 = DON'T KNOW.....	19	0.03
97 = REFUSED.....	33	0.06
98 = BLANK (NO ANSWER).....	223	0.40

(PRYMOTV5)  
PNRRSLEP

Len : 2 USED LAST PAIN RLVR (NOT DIRECTED) FOR SLEEP

	Freq	Pct
1 = Yes.....	342	0.61
2 = No (not entered).....	1773	3.16
3 = Yes LOGICALLY ASSIGNED.....	1	0.00
83 = DID NOT USE PAIN RELIEVERS PST 12 MOS Log assn.....	20	0.04
91 = NEVER USED/MISUSED PAIN RELIEVERS.....	50264	89.54
93 = DID NOT MISUSE PAIN RELIEVERS IN THE PAST 12 MOS.....	3461	6.17
94 = DON'T KNOW.....	19	0.03
97 = REFUSED.....	33	0.06
98 = BLANK (NO ANSWER).....	223	0.40

(PRYMOTV6)  
PNRRSEMOT

Len : 2 USED LAST PAIN RLVR (NOT DIRECTED) FOR EMOTIONS

	Freq	Pct
1 = Yes.....	261	0.46
2 = No (not entered).....	1854	3.30
3 = Yes LOGICALLY ASSIGNED.....	1	0.00
83 = DID NOT USE PAIN RELIEVERS PST 12 MOS Log assn.....	11	0.02
91 = NEVER USED/MISUSED PAIN RELIEVERS.....	50264	89.54
93 = DID NOT MISUSE PAIN RELIEVERS IN THE PAST 12 MOS.....	3470	6.18
94 = DON'T KNOW.....	19	0.03
97 = REFUSED.....	33	0.06
98 = BLANK (NO ANSWER).....	223	0.40

PAIN RELIEVERS

(PRYMOTV7)  
PNRRSDGFX

Len : 2 USED LAST PAIN RLVR (NOT DIRECTED) OTH DRUG EFFECT

	Freq	Pct
1 = Yes.....	62	0.11
2 = No (not entered).....	2054	3.66
83 = DID NOT USE PAIN RELIEVERS PST 12 MOS Log assn.....	7	0.01
91 = NEVER USED/MISUSED PAIN RELIEVERS.....	50264	89.54
93 = DID NOT MISUSE PAIN RELIEVERS IN THE PAST 12 MOS.....	3474	6.19
94 = DON'T KNOW.....	19	0.03
97 = REFUSED.....	33	0.06
98 = BLANK (NO ANSWER).....	223	0.40

(PRYMOTV8)  
PNRRSHOOK

Len : 2 USED LAST PAIN RLVR (NOT DIRECTED) BECAUSE HOOKED

	Freq	Pct
1 = Yes.....	71	0.13
2 = No (not entered).....	2043	3.64
3 = Yes LOGICALLY ASSIGNED.....	2	0.00
83 = DID NOT USE PAIN RELIEVERS PST 12 MOS Log assn.....	8	0.01
85 = BAD DATA Logically assigned.....	1	0.00
91 = NEVER USED/MISUSED PAIN RELIEVERS.....	50264	89.54
93 = DID NOT MISUSE PAIN RELIEVERS IN THE PAST 12 MOS.....	3473	6.19
94 = DON'T KNOW.....	19	0.03
97 = REFUSED.....	33	0.06
98 = BLANK (NO ANSWER).....	222	0.40

(PRYMOTV9)  
PNRRSSOR

Len : 2 USED LAST PAIN RLVR (NOT DIRECTED) OTHER REASON

	Freq	Pct
1 = Yes.....	89	0.16
2 = No (not entered).....	2027	3.61
83 = DID NOT MISUSE PAIN RELEIVERS IN PAST 12 mos Log assn.....	21	0.04
91 = NEVER USED/MISUSED PAIN RELIEVERS.....	50264	89.54
93 = DID NOT MISUSE PAIN RELIEVERS IN THE PAST 12 MOS.....	3460	6.16
94 = DON'T KNOW.....	19	0.03
97 = REFUSED.....	33	0.06
98 = BLANK (NO ANSWER).....	223	0.40

Please type in the other reason you used [PRLASTFILL2] the last time. When you have finished typing your answer, press [ENTER] to go to the next question.

(PRMOTOTSC)  
PNRRSOTRS2

Len : 3 REASON USED LAST PAIN RLVR (NOT DIRECTED)

	Freq	Pct
1 = To relieve physical pain.....	24	0.04
2 = To relax or relieve tension.....	1	0.00
3 = To experiment or to see what it's/they're like.....	4	0.01
4 = To feel good or get high.....	9	0.02
5 = To help with my sleep.....	1	0.00
6 = To help me with my feelings or emotions.....	2	0.00
8 = Because I am "hooked" or I have to have it/them.....	2	0.00
13 = I used it/them for some other reason.....	12	0.02
14 = For cold/flu/fever/sick; pain not specified.....	4	0.01
16 = Suicide attempt/suicidal thoughts.....	4	0.01
26 = To replace another/other drug(s) I am addicted to.....	5	0.01
71 = They are prescribed to me; misuse not indicated.....	3	0.01
983 = DID NOT USE PAIN REL IN THE PAST 12 MOS Logically assigned.....	14	0.02
985 = BAD DATA (logically assigned).....	7	0.01
991 = NEVER USED PAIN RELIEVERS.....	50264	89.54
993 = DID NOT MISUSE PAIN RELIEVERS IN THE PAST 12 MOS.....	3467	6.18
994 = DON'T KNOW.....	7	0.01
997 = REFUSED.....	4	0.01
998 = BLANK (no answer).....	275	0.49
999 = LEGITIMATE SKIP.....	2027	3.61

PAIN RELIEVERS

Which was the main reason you used [PRLASTFILL2] the last time?

(RPRYMOT1)  
PNRRSMAN

Len : 2 MAIN REASON USED LAST PAIN RLVR (NOT DIRECTED)

	Freq	Pct
1 = To relieve physical pain .....	284	0.51
2 = To relax or relieve tension .....	82	0.15
3 = To experiment or to see what it was/they were like .....	28	0.05
4 = To feel good or get high.....	121	0.22
5 = To help with my sleep.....	39	0.07
6 = To help me with my feelings or emotions.....	65	0.12
7 = To increase or decrease the effect(s) of some other drug .....	9	0.02
8 = Because I am 'hooked' or I have to have it/them .....	22	0.04
9 = The other reason I reported .....	4	0.01
11 = To relieve physical pain LOGICALLY ASSIGNED .....	2	0.00
83 = DID NOT MISUSE PAIN RELIEVERS IN PAST 12 mos Log assn.....	19	0.03
91 = NEVER USED/MISUSED PAIN RELIEVERS.....	50264	89.54
93 = DID NOT MISUSE PAIN RELIEVERS IN THE PAST 12 MOS .....	3462	6.17
97 = REFUSED .....	1	0.00
98 = BLANK (NO ANSWER) .....	275	0.49
99 = LEGITIMATE SKIP.....	1459	2.60

NOTE: PNRNORXFG is set to 1 when respondents reported that the only way they misused pain relievers in the past year was without a prescription. These respondents also reported that the last pain reliever they misused was obtained through a prescription (a) from one doctor or (b) from more than one doctor.

PNRNORXFG

Len : 2 ONLY PST YR MISUSE W/O RX BUT RX FOR LAST PNR

	Freq	Pct
1 = Only misuse w/o Rx but reported last drug gotten with Rx.....	140	0.25
98 = BLANK (NO ANSWER) .....	55996	99.75

TRANQUILIZERS

**TRANQUILIZERS**

The next question asks about using prescription tranquilizers in any way a doctor did not direct you to use them.

When you answer these questions, please think only about your use of the drug in any way a doctor did not direct you to use it, including:

- Using it without a prescription of your own
- Using it in greater amounts, more often, or longer than you were told to take it
- Using it in any other way a doctor did not direct you to use it

Have you ever, even once, used any prescription tranquilizer in any way a doctor did not direct you to use it?

(TRL01, TRL02)

TRQNMLIF

Len : 2 EVER USED TRANQUILIZER NOT DIRECTED BY DR

	Freq	Pct
1 = Yes.....	1115	1.99
2 = No.....	7426	13.23
5 = Yes LOGICALLY ASSIGNED (from skip pattern).....	1258	2.24
85 = BAD DATA Logically assigned.....	25	0.04
91 = NEVER USED/MISUSED TRANQUILIZERS.....	45949	81.85
94 = DON'T KNOW.....	12	0.02
97 = REFUSED.....	7	0.01
98 = BLANK (NO ANSWER).....	344	0.61

NOTE: The variable TRQNMREC is a recoded variable that was created from TRQNMLIF, the 12-month misuse variables of specific tranquilizers, and TRANQNM30DY.

TRQNMREC

Len : 2 RC - MOST RECENT TRANQUILIZER MISUSE (RECODE)

	Freq	Pct
1 = Within the past 30 days.....	371	0.66
2 = More than 30 days ago but within the past 12 mos.....	882	1.57
3 = More than 12 months ago.....	1112	1.98
8 = Misused at some point in past 12 mos LOG ASSN.....	5	0.01
9 = Misused at some point in lifetime LOG ASSN.....	3	0.01
83 = DID NOT MISUSE PST 12 MOS (LIFETIME UNK) Log assn.....	235	0.42
91 = NEVER USED/MISUSED TRANQUILIZERS.....	53375	95.08
98 = BLANK (NO ANSWER).....	153	0.27

NOTE: TRQNMINIT is "reverse coded" from the answers in TRL03. TRL03=1 (yes) was recoded to 2 in TRQNMINIT because this answer means that the respondent misused tranquilizers before the past 12 months (and therefore is not a past year initiate for misuse of tranquilizers). TRL03=2 (no) was recoded to 1 in TRQNMINIT because this answer means that the respondent did not misuse tranquilizers before the past 12 months (and therefore is a past year initiate for misuse of tranquilizers).

Earlier questions were about the past 12 months. This question is about any time before then, that is, any time in your life before [DATEFILL].

At any time before [DATEFILL], did you ever use any prescription tranquilizer in a way a doctor did not direct you to use it?

(TRL03)

TRQNMINIT

Len : 2 PAST YEAR INITIATE FOR ANY TRANQUILIZER MISUSE

	Freq	Pct
1 = Past year initiate.....	289	0.51
2 = Not a past year initiate.....	64	0.11
4 = Not past yr initiate LOG ASSN (from skip pattern).....	898	1.60
83 = NOT PAST YR INITIATE (AT-RISK STATUS UNKNOWN).....	235	0.42
91 = NEVER USED/MISUSED TRANQUILIZERS.....	53375	95.08
93 = DID NOT MISUSE TRANQUILIZERS IN THE PAST 12 MOS.....	1112	1.98
94 = DON'T KNOW.....	4	0.01
97 = REFUSED.....	3	0.01
98 = BLANK (NO ANSWER).....	156	0.28

NOTE: The variables TRQNMAGE, TRQNMIFYU, and TRQNMFMFU show the age, year, and month of first misuse, respectively, for respondents who initiated misuse of tranquilizers in the 12 months prior to being interviewed (TRQNMINIT=1).

TRQNMAGE

Len : 3 RC - AGE AT 1ST MISUSE FOR PAST YR TRANQ INITIATES

	Freq	Pct
RANGE = 12 - 72.....	271	0.48
983 = NOT A PAST YEAR INITIATE Log assn.....	235	0.42
991 = NEVER USED/MISUSED TRANQUILIZERS.....	53375	95.08
993 = NOT A PAST YEAR INITIATE.....	2074	3.69
998 = BLANK (NO ANSWER).....	181	0.32

TRANQUILIZERS

[TRQNM30D](#)

Len : 4 RC - YR 1ST MISUSED FOR PAST YR TRANQ INITIATES

	Freq	Pct
RANGE = 2018 - 2019 .....	270	0.48
9983 = NOT A PAST YEAR INITIATE Logically assigned.....	235	0.42
9991 = NEVER USED/MISUSED TRANQUILIZERS .....	53375	95.08
9993 = NOT A PAST YEAR INITIATE .....	2074	3.69
9998 = BLANK (NO ANSWER).....	182	0.32

[TRQNM30E](#)

Len : 2 RC - MO 1ST MISUSED FOR PAST YR TRANQ INITIATES

	Freq	Pct
1 = January.....	26	0.05
2 = February.....	19	0.03
3 = March.....	24	0.04
4 = April .....	20	0.04
5 = May.....	24	0.04
6 = June.....	20	0.04
7 = July .....	19	0.03
8 = August .....	14	0.02
9 = September.....	26	0.05
10 = October.....	24	0.04
11 = November.....	24	0.04
12 = December.....	20	0.04
83 = NOT A PAST YEAR INITIATE Logically assigned .....	235	0.42
91 = NEVER USED/MISUSED TRANQUILIZERS .....	53375	95.08
93 = NOT A PAST YEAR INITIATE .....	2074	3.69
98 = BLANK (NO ANSWER) .....	192	0.34

In the past 30 days, that is, from [DATEFILL] up to and including today, did you use [TRNAMEFILL] in any way a doctor did not direct you to use [TRNUMFILL]?

(TRM01)

[TRQNM30D](#)

Len : 2 USED TRANQ NOT DIRECTED BY DR PAST 30 DAYS

	Freq	Pct
1 = Yes.....	342	0.61
2 = No.....	882	1.57
5 = Yes LOGICALLY ASSIGNED.....	29	0.05
85 = BAD DATA Logically assigned.....	6	0.01
91 = NEVER USED/MISUSED TRANQUILIZERS .....	53375	95.08
93 = DID NOT MISUSE TRANQUILIZERS IN THE PAST 30 DAYS.....	1347	2.40
94 = DON'T KNOW .....	1	0.00
97 = REFUSED .....	4	0.01
98 = BLANK (NO ANSWER) .....	150	0.27

During the past 30 days, on how many days did you use [TRNAMEFILL] in any way a doctor did not direct you to use [TRNUMFILL]?

(TRM02)

[TRQNM30FQ](#)

Len : 2 # DAYS USED TRANQ NOT DIRECTD BY DR PST 30 DYS

	Freq	Pct
RANGE = 1 - 30 .....	367	0.65
85 = BAD DATA Logically assigned.....	4	0.01
91 = NEVER USED/MISUSED TRANQUILIZERS .....	53375	95.08
93 = DID NOT MISUSE TRANQUILIZERS IN THE PAST 30 DAYS.....	2229	3.97
94 = DON'T KNOW .....	2	0.00
97 = REFUSED .....	2	0.00
98 = BLANK (NO ANSWER) .....	157	0.28

What is your best estimate of the number of days you used [TRNAMEFILL] in any way a doctor did not direct you to use [TRNUMFILL] during the past 30 days?

(TRM02DKRE)

[TRQNM30ES](#)

Len : 2 EST # DAYS USED TRANQ NOT DIRECTED PST 30 DYS

	Freq	Pct
2 = 3 to 5 days.....	1	0.00
3 = 6 to 9 days.....	1	0.00
91 = NEVER USED/MISUSED TRANQUILIZERS .....	53375	95.08
93 = DID NOT MISUSE TRANQUILIZERS IN THE PAST 30 DAYS.....	2229	3.97
97 = REFUSED .....	2	0.00
98 = BLANK (NO ANSWER) .....	161	0.29
99 = LEGITIMATE SKIP.....	367	0.65



TRANQUILIZERS

NOTE: Responses of "yes" in TRQNM30AL were assigned a code of 11 when respondents reported that they misused tranquilizers with alcohol in the past 30 days but there was some question from the edited alcohol data about whether they used alcohol in the past 30 days. Analysts are encouraged to check the value of the final imputed alcohol recency IRALCRC when TRQNM30AL=11 to determine whether IRALCRC was assigned a value to indicate that the most recent use of alcohol was within the past 30 days or was more than 30 days ago but within the past 12 months.

During the past 30 days, did you use [TRNAMEFILL] in any way a doctor did not direct you to use [TRNUMFILL] while you were drinking alcohol or within a couple of hours of drinking?

(TRM03)

<u>TRQNM30AL</u>	Len : 2	USED TRANQ NOT DIRECTED BY DR W/ALC PST 30 DYS		
			<b>Freq</b>	<b>Pct</b>
		1 = Yes.....	131	0.23
		2 = No.....	139	0.25
		85 = BAD DATA Logically assigned.....	3	0.01
		91 = NEVER USED/MISUSED TRANQUILIZERS.....	53375	95.08
		93 = DID NOT MISUSE TRANQUILIZERS IN THE PAST 30 DAYS.....	2229	3.97
		98 = BLANK (NO ANSWER).....	159	0.28
		99 = LEGITIMATE SKIP.....	100	0.18

Which of these statements describe your use of [TRNAMEFILL] at any time in the past 12 months?

(TRYWAYS1)

<u>TRQWYNORX</u>	Len : 2	USED TRANQ W/O OWN RX PAST 12 MONTHS		
			<b>Freq</b>	<b>Pct</b>
		1 = Yes.....	922	1.64
		2 = No (not entered).....	315	0.56
		85 = BAD DATA Logically assigned.....	5	0.01
		91 = NEVER USED/MISUSED TRANQUILIZERS.....	53375	95.08
		93 = DID NOT MISUSE TRANQUILIZERS IN THE PAST 12 MONTHS.....	1347	2.40
		94 = DON'T KNOW.....	12	0.02
		97 = REFUSED.....	9	0.02
		98 = BLANK (NO ANSWER).....	151	0.27

(TRYWAYS2)

<u>TRQWYGAMT</u>	Len : 2	USED TRANQ IN GREATER AMTS THAN RX PST 12 MOS		
			<b>Freq</b>	<b>Pct</b>
		1 = Yes.....	184	0.33
		2 = No (not entered).....	1053	1.88
		85 = BAD DATA Logically assigned.....	3	0.01
		91 = NEVER USED/MISUSED TRANQUILIZERS.....	53375	95.08
		93 = DID NOT MISUSE TRANQUILIZERS IN THE PAST 12 MONTHS.....	1347	2.40
		94 = DON'T KNOW.....	12	0.02
		97 = REFUSED.....	9	0.02
		98 = BLANK (NO ANSWER).....	153	0.27

(TRYWAYS3)

<u>TRQWYOFTN</u>	Len : 2	USED TRANQ MORE OFTEN THAN RX PAST 12 MONTHS		
			<b>Freq</b>	<b>Pct</b>
		1 = Yes.....	120	0.21
		2 = No (not entered).....	1117	1.99
		85 = BAD DATA Logically assigned.....	1	0.00
		91 = NEVER USED/MISUSED TRANQUILIZERS.....	53375	95.08
		93 = DID NOT MISUSE TRANQUILIZERS IN THE PAST 12 MONTHS.....	1347	2.40
		94 = DON'T KNOW.....	12	0.02
		97 = REFUSED.....	9	0.02
		98 = BLANK (NO ANSWER).....	155	0.28

(TRYWAYS4)

<u>TRQWYLNGR</u>	Len : 2	USED TRANQ LONGER THAN RX PAST 12 MONTHS		
			<b>Freq</b>	<b>Pct</b>
		1 = Yes.....	65	0.12
		2 = No (not entered).....	1172	2.09
		85 = BAD DATA Logically assigned.....	1	0.00
		91 = NEVER USED/MISUSED TRANQUILIZERS.....	53375	95.08
		93 = DID NOT MISUSE TRANQUILIZERS IN THE PAST 12 MONTHS.....	1347	2.40
		94 = DON'T KNOW.....	12	0.02
		97 = REFUSED.....	9	0.02
		98 = BLANK (NO ANSWER).....	155	0.28

TRANQUILIZERS

(TRYWAYS5)  
TRQWYOTWY

Len : 2 USED TRANQ OTHER WAY NOT DIRECTED PST 12 MOS

	Freq	Pct
1 = Yes.....	242	0.43
2 = No (not entered).....	995	1.77
85 = BAD DATA Logically assigned.....	1	0.00
91 = NEVER USED/MISUSED TRANQUILIZERS.....	53375	95.08
93 = DID NOT MISUSE TRANQUILIZERS IN THE PAST 12 MONTHS.....	1347	2.40
94 = DON'T KNOW.....	12	0.02
97 = REFUSED.....	9	0.02
98 = BLANK (NO ANSWER).....	155	0.28

Now think about the last time you used a prescription tranquilizer in any way a doctor did not direct you to use it.

Which of these tranquilizers did you use the last time? If you used more than one tranquilizer the last time, please choose one tranquilizer as your best answer.

(RTRYLAST)  
TRQNMLAS1

Len : 2 LAST TRANQ USED NOT DIRECTED BY DR PST 12 MOS

	Freq	Pct
1 = Xanax.....	785	1.40
2 = Xanax XR.....	9	0.02
3 = Alprazolam (generic).....	92	0.16
4 = Extended-release alprazolam (generic).....	6	0.01
5 = Ativan.....	30	0.05
6 = Klonopin.....	58	0.10
7 = Lorazepam (generic).....	64	0.11
8 = Clonazepam (generic).....	53	0.09
9 = Valium.....	40	0.07
10 = Diazepam (generic).....	28	0.05
11 = Cyclobenzaprine (generic), also known as Flexeril.....	45	0.08
12 = Soma.....	18	0.03
13 = Some other tranquilizer.....	27	0.05
85 = BAD DATA Logically assigned.....	7	0.01
91 = NEVER USED/MISUSED TRANQUILIZERS.....	53375	95.08
93 = DID NOT MISUSE TRANQUILIZERS IN THE PAST 12 MONTHS.....	1347	2.40
94 = DON'T KNOW.....	1	0.00
97 = REFUSED.....	2	0.00
98 = BLANK (NO ANSWER).....	149	0.27

Now think about the last time you used [TRLASTFILL2] in any way a doctor did not direct you to use it/them.

What were the reasons you used [TRLASTFILL2] the last time?

(TRYMOTIV1)  
TRQRSRELX

Len : 2 USED LAST TRANQ (NOT DIRECTED) TO RELAX

	Freq	Pct
1 = Yes.....	718	1.28
2 = No (not entered).....	519	0.92
3 = Yes LOGICALLY ASSIGNED.....	13	0.02
85 = BAD DATA Logically assigned.....	2	0.00
91 = NEVER USED/MISUSED TRANQUILIZERS.....	53375	95.08
93 = DID NOT MISUSE TRANQUILIZERS IN THE PAST 12 MONTHS.....	1347	2.40
94 = DON'T KNOW.....	5	0.01
97 = REFUSED.....	3	0.01
98 = BLANK (NO ANSWER).....	154	0.27

(TRYMOTIV2)  
TRQRSEXT

Len : 2 USED LAST TRANQ (NOT DIRECTED) TO EXPERIMENT

	Freq	Pct
1 = Yes.....	191	0.34
2 = No (not entered).....	1057	1.88
3 = Yes LOGICALLY ASSIGNED.....	2	0.00
85 = BAD DATA Logically assigned.....	3	0.01
91 = NEVER USED/MISUSED TRANQUILIZERS.....	53375	95.08
93 = DID NOT MISUSE TRANQUILIZERS IN THE PAST 12 MONTHS.....	1347	2.40
94 = DON'T KNOW.....	5	0.01
97 = REFUSED.....	3	0.01
98 = BLANK (NO ANSWER).....	153	0.27

TRANQUILIZERS

(TRYMOTIV3)  
TRQRSHIGH

Len : 2 USED LAST TRANQ (NOT DIRECTED) TO GET HIGH

	Freq	Pct
1 = Yes.....	307	0.55
2 = No (not entered).....	943	1.68
85 = BAD DATA Logically assigned.....	1	0.00
91 = NEVER USED/MISUSED TRANQUILIZERS.....	53375	95.08
93 = DID NOT MISUSE TRANQUILIZERS IN THE PAST 12 MONTHS.....	1347	2.40
94 = DON'T KNOW.....	5	0.01
97 = REFUSED.....	3	0.01
98 = BLANK (NO ANSWER).....	155	0.28

(TRYMOTIV4)  
TRQRSSLEP

Len : 2 USED LAST TRANQ (NOT DIRECTED) FOR SLEEP

	Freq	Pct
1 = Yes.....	405	0.72
2 = No (not entered).....	842	1.50
3 = Yes LOGICALLY ASSIGNED.....	3	0.01
85 = BAD DATA Logically assigned.....	2	0.00
91 = NEVER USED/MISUSED TRANQUILIZERS.....	53375	95.08
93 = DID NOT MISUSE TRANQUILIZERS IN THE PAST 12 MONTHS.....	1347	2.40
94 = DON'T KNOW.....	5	0.01
97 = REFUSED.....	3	0.01
98 = BLANK (NO ANSWER).....	154	0.27

(TRYMOTIV5)  
TRQRSEMOT

Len : 2 USED LAST TRANQ (NOT DIRECTED) FOR EMOTIONS

	Freq	Pct
1 = Yes.....	350	0.62
2 = No (not entered).....	898	1.60
3 = Yes LOGICALLY ASSIGNED.....	2	0.00
85 = BAD DATA Logically assigned.....	1	0.00
91 = NEVER USED/MISUSED TRANQUILIZERS.....	53375	95.08
93 = DID NOT MISUSE TRANQUILIZERS IN THE PAST 12 MONTHS.....	1347	2.40
94 = DON'T KNOW.....	5	0.01
97 = REFUSED.....	3	0.01
98 = BLANK (NO ANSWER).....	155	0.28

(TRYMOTIV6)  
TRQRSDGFX

Len : 2 USED LAST TRANQ (NOT DIRECTED) OTH DRUG EFFECT

	Freq	Pct
1 = Yes.....	64	0.11
2 = No (not entered).....	1185	2.11
3 = Yes LOGICALLY ASSIGNED.....	1	0.00
85 = BAD DATA Logically assigned.....	1	0.00
91 = NEVER USED/MISUSED TRANQUILIZERS.....	53375	95.08
93 = DID NOT MISUSE TRANQUILIZERS IN THE PAST 12 MONTHS.....	1347	2.40
94 = DON'T KNOW.....	5	0.01
97 = REFUSED.....	3	0.01
98 = BLANK (NO ANSWER).....	155	0.28

(TRYMOTIV7)  
TRQRSHOOK

Len : 2 USED LAST TRANQ (NOT DIRECTED) BECAUSE HOOKED

	Freq	Pct
1 = Yes.....	24	0.04
2 = No (not entered).....	1226	2.18
85 = BAD DATA Logically assigned.....	1	0.00
91 = NEVER USED/MISUSED TRANQUILIZERS.....	53375	95.08
93 = DID NOT MISUSE TRANQUILIZERS IN THE PAST 12 MONTHS.....	1347	2.40
94 = DON'T KNOW.....	5	0.01
97 = REFUSED.....	3	0.01
98 = BLANK (NO ANSWER).....	155	0.28

TRANQUILIZERS

(TRYMOTIV8)  
TRQRSSOR

Len : 2 USED LAST TRANQ (NOT DIRECTED) OTHER REASON

	Freq	Pct
1 = Yes.....	83	0.15
2 = No (not entered).....	1167	2.08
85 = BAD DATA Logically assigned.....	3	0.01
91 = NEVER USED/MISUSED TRANQUILIZERS.....	53375	95.08
93 = DID NOT MISUSE TRANQUILIZERS IN THE PAST 12 MONTHS.....	1347	2.40
94 = DON'T KNOW.....	5	0.01
97 = REFUSED.....	3	0.01
98 = BLANK (NO ANSWER).....	153	0.27

Please type in the other reason you used [TRLASTFILL2] the last time. When you have finished typing your answer, press [ENTER] to go to the next question.

(TRMOTOT)  
TRQRSOTRS2

Len : 3 REASON USED LAST TRANQ (NOT DIRECTED)

	Freq	Pct
1 = To relieve physical pain.....	13	0.02
2 = To relax or relieve tension.....	25	0.04
3 = To experiment or to see what it's/they're like.....	4	0.01
4 = To feel good or get high.....	1	0.00
5 = To help with my sleep.....	3	0.01
6 = To help me with my feelings or emotions.....	3	0.01
7 = To increase/decrease effects of some other drug.....	1	0.00
13 = I used it/them for some other reason.....	13	0.02
16 = Suicide attempt/suicidal thoughts.....	3	0.01
18 = Peer pressure/friends/feel cool.....	5	0.01
22 = To prevent/treat anxiety/panic attacks.....	4	0.01
985 = BAD DATA (logically assigned).....	7	0.01
991 = NEVER USED TRANQUILIZERS.....	53375	95.08
993 = DID NOT MISUSE TRANQUILIZERS IN THE PAST 12 MONTHS.....	1347	2.40
994 = DON'T KNOW.....	2	0.00
997 = REFUSED.....	1	0.00
998 = BLANK (no answer).....	162	0.29
999 = LEGITIMATE SKIP.....	1167	2.08

Which was the main reason you used [TRLASTFILL2] the last time?

(RTRYMOT1)  
TRQRSMAN

Len : 2 MAIN REASON USED LAST TRANQ (NOT DIRECTED)

	Freq	Pct
1 = To relax or relieve tension.....	179	0.32
2 = To experiment or to see what it was/they were like.....	40	0.07
3 = To feel good or get high.....	69	0.12
4 = To help with my sleep.....	66	0.12
5 = To help me with my feelings or emotions.....	109	0.19
6 = To increase or decrease the effect(s) of some other drug.....	11	0.02
7 = Because I am 'hooked' or I have to have it/them.....	4	0.01
8 = The other reason I reported.....	8	0.01
11 = To relax or relieve tension LOGICALLY ASSIGNED.....	6	0.01
13 = To feel good or get high LOGICALLY ASSIGNED.....	1	0.00
15 = To help with feelings/emotions LOGICALLY ASSIGNED.....	1	0.00
85 = BAD DATA Logically assigned.....	1	0.00
91 = NEVER USED/MISUSED TRANQUILIZERS.....	53375	95.08
93 = DID NOT MISUSE TRANQUILIZERS IN THE PAST 12 MONTHS.....	1347	2.40
98 = BLANK (NO ANSWER).....	164	0.29
99 = LEGITIMATE SKIP.....	755	1.34

NOTE: TRQNORXFG is set to 1 when respondents reported that the only way they misused tranquilizers in the past year was without a prescription. These respondents also reported that the last tranquilizer they misused was obtained through a prescription (a) from one doctor or (b) from more than one doctor.

TRQNORXFG

Len : 2 ONLY PST YR MISUSE W/O RX BUT RX FOR LAST TRANQ

	Freq	Pct
1 = Only misuse w/o Rx but reported last drug gotten with Rx.....	28	0.05
98 = BLANK (NO ANSWER).....	56108	99.95

STIMULANTS

**STIMULANTS**

The next question asks about using prescription stimulants in any way a doctor did not direct you to use them.

When you answer these questions, please think only about your use of the drug in any way a doctor did not direct you to use it, including:

- Using it without a prescription of your own
- Using it in greater amounts, more often, or longer than you were told to take it
- Using it in any other way a doctor did not direct you to use it

Have you ever, even once, used any prescription stimulant in any way a doctor did not direct you to use it?

(STL01, STL02)

STMNMLIF

Len : 2 EVER USED STIMULANT NOT DIRECTED BY DR

	Freq	Pct
1 = Yes.....	1299	2.31
2 = No.....	4703	8.38
5 = Yes LOGICALLY ASSIGNED (from skip pattern).....	1467	2.61
85 = BAD DATA Logically assigned.....	21	0.04
91 = NEVER USED/MISUSED STIMULANTS.....	48390	86.20
94 = DON'T KNOW.....	12	0.02
97 = REFUSED.....	7	0.01
98 = BLANK (NO ANSWER).....	237	0.42

NOTE: The variable STMNMREC is a recoded variable that was created from STMNMLIF, the 12-month misuse variables of specific stimulants, and STIMNM30DY.

STMNMREC

Len : 2 RC - MOST RECENT STIMULANT MISUSE (RECODE)

	Freq	Pct
1 = Within the past 30 days.....	419	0.75
2 = More than 30 days ago but within the past 12 mos.....	1042	1.86
3 = More than 12 months ago.....	1294	2.31
8 = Misused at some point in past 12 mos LOG ASSN.....	6	0.01
9 = Misused at some point in lifetime LOG ASSN.....	5	0.01
83 = DID NOT MISUSE PST 12 MOS (LIFETIME UNK) Log assn.....	135	0.24
91 = NEVER USED/MISUSED STIMULANTS.....	53093	94.58
98 = BLANK (NO ANSWER).....	142	0.25

NOTE: STMNMINIT is "reverse coded" from the answers in STL03. STL03=1 (yes) was recoded to 2 in STMNMINIT because this answer means that the respondent misused stimulants before the past 12 months (and therefore is not a past year initiate for misuse of stimulants). STL03=2 (no) was recoded to 1 in STMNMINIT because this answer means that the respondent did not misuse stimulants before the past 12 months (and therefore is a past year initiate for misuse of stimulants).

Earlier questions were about the past 12 months. This question is about any time before then, that is, any time in your life before [DATEFILL].

At any time before [DATEFILL], did you ever use any prescription stimulant in a way a doctor did not direct you to use it?

(STL03)

STMNMINIT

Len : 2 PAST YEAR INITIATE FOR ANY STIMULANT MISUSE

	Freq	Pct
1 = Past year initiate.....	313	0.56
2 = Not a past year initiate.....	78	0.14
4 = Not past yr initiate LOG ASSN (from skip pattern).....	1070	1.91
83 = NOT PAST YR INITIATE (AT-RISK STATUS UNKNOWN).....	135	0.24
91 = NEVER USED/MISUSED STIMULANTS.....	53093	94.58
93 = DID NOT MISUSE STIMULANTS IN THE PAST 12 MOS.....	1294	2.31
94 = DON'T KNOW.....	5	0.01
97 = REFUSED.....	1	0.00
98 = BLANK (NO ANSWER).....	147	0.26

NOTE: The variables STMNMAGE, STMNMYFU, and STMNMMFU show the age, year, and month of first misuse, respectively, for respondents who initiated misuse of stimulants in the 12 months prior to being interviewed (STMNMINIT=1).

STMNMAGE

Len : 3 RC - AGE 1ST MISUSED FOR PAST YR STIM INITIATES

	Freq	Pct
RANGE = 11 - 69.....	301	0.54
983 = NOT A PAST YEAR INITIATE Log assn.....	135	0.24
991 = NEVER USED/MISUSED STIMULANTS.....	53093	94.58
993 = NOT A PAST YEAR INITIATE.....	2442	4.35
998 = BLANK (NO ANSWER).....	165	0.29

STIMULANTS

[STMNMYFU](#)

Len : 4 RC - YR 1ST MISUSED FOR PAST YR STIM INITIATES

	Freq	Pct
RANGE = 2018 - 2019 .....	301	0.54
9983 = NOT A PAST YEAR INITIATE Logically assigned.....	135	0.24
9991 = NEVER USED/MISUSED STIMULANTS .....	53093	94.58
9993 = NOT A PAST YEAR INITIATE .....	2442	4.35
9998 = BLANK (NO ANSWER).....	165	0.29

[STMNMMFU](#)

Len : 2 RC - MONTH 1ST MISUSED FOR PAST YR STIM INITIATES

	Freq	Pct
1 = January.....	19	0.03
2 = February.....	18	0.03
3 = March.....	24	0.04
4 = April .....	20	0.04
5 = May.....	33	0.06
6 = June.....	23	0.04
7 = July .....	18	0.03
8 = August .....	20	0.04
9 = September.....	27	0.05
10 = October .....	31	0.06
11 = November .....	29	0.05
12 = December.....	29	0.05
83 = NOT A PAST YEAR INITIATE Logically assigned .....	135	0.24
91 = NEVER USED/MISUSED STIMULANTS .....	53093	94.58
93 = NOT A PAST YEAR INITIATE .....	2442	4.35
98 = BLANK (NO ANSWER) .....	175	0.31

In the past 30 days, that is, from [DATEFILL] up to and including today, did you use [STNAMEFILL] in any way a doctor did not direct you to use [STNUMFILL]?

(STM01)

[STMNM30D](#)

Len : 2 USED STIMULANT NOT DIRECTED BY DR PAST 30 DAYS

	Freq	Pct
1 = Yes.....	392	0.70
2 = No.....	1042	1.86
5 = Yes LOGICALLY ASSIGNED.....	27	0.05
83 = DID NOT MISUSE STIM IN THE PST 30 DAYS LOG ASSN.....	7	0.01
85 = BAD DATA Logically assigned.....	3	0.01
91 = NEVER USED/MISUSED STIMULANTS .....	53093	94.58
93 = DID NOT MISUSE STIMULANTS IN THE PAST 30 DAYS.....	1422	2.53
94 = DON'T KNOW .....	3	0.01
97 = REFUSED .....	3	0.01
98 = BLANK (NO ANSWER) .....	144	0.26

During the past 30 days, on how many days did you use [STNAMEFILL] in any way a doctor did not direct you to use [STNUMFILL]?

(STM02)

[STMNM30FQ](#)

Len : 2 # DAYS USED STIMULANT NOT DIRECTD BY DR PST 30 DYS

	Freq	Pct
RANGE = 1 - 30 .....	417	0.74
83 = DID NOT MISUSE STIM IN THE PST 30 DAYS LOG ASSN.....	1	0.00
85 = BAD DATA Logically assigned.....	3	0.01
91 = NEVER USED/MISUSED STIMULANTS .....	53093	94.58
93 = DID NOT MISUSE STIMULANTS IN THE PAST 30 DAYS.....	2470	4.40
94 = DON'T KNOW .....	1	0.00
97 = REFUSED .....	1	0.00
98 = BLANK (NO ANSWER) .....	150	0.27

STIMULANTS

What is your best estimate of the number of days you used [STNAMEFILL] in any way a doctor did not direct you to use [STNUMFILL] during the past 30 days?

(STM02DKRE)  
STMNM30ES

Len : 2 EST # DAYS USED STIMULANT NOT DIRECTED PST 30 DYS

	Freq	Pct
1 = 1 or 2 days .....	1	0.00
5 = 20 to 29 days.....	1	0.00
6 = All 30 days.....	1	0.00
91 = NEVER USED/MISUSED STIMULANTS .....	53093	94.58
93 = DID NOT MISUSE STIMULANTS IN THE PAST 30 DAYS.....	2471	4.40
98 = BLANK (NO ANSWER) .....	153	0.27
99 = LEGITIMATE SKIP.....	416	0.74

During the past 30 days, did you use [STNAMEFILL] in any way a doctor did not direct you to use [STNUMFILL] while you were drinking alcohol or within a couple of hours of drinking?

(STM03)  
STMNM30AL

Len : 2 USED STIMULANT NOT DIRECTED BY DR W/ALC PST 30 DYS

	Freq	Pct
1 = Yes.....	172	0.31
2 = No.....	183	0.33
83 = DID NOT MISUSE PAST 30 DAYS Logically assigned.....	1	0.00
85 = BAD DATA Logically assigned.....	3	0.01
91 = NEVER USED/MISUSED STIMULANTS .....	53093	94.58
93 = DID NOT MISUSE STIMULANTS IN THE PAST 30 DAYS.....	2470	4.40
94 = DON'T KNOW .....	1	0.00
98 = BLANK (NO ANSWER) .....	152	0.27
99 = LEGITIMATE SKIP.....	61	0.11

Which of these statements describe your use of it/them at any time in the past 12 months?

To select more than one statement, press the space bar between the numbers. When you have finished, press [ENTER].

(STYWAYS1)  
STMWYNORX

Len : 2 USED STIMULANT W/O OWN RX PAST 12 MONTHS

	Freq	Pct
1 = Yes.....	1122	2.00
2 = No (not entered).....	317	0.56
83 = DID NOT MISUSE STIM IN THE PST 12 MOS LOG ASSN .....	1	0.00
85 = BAD DATA Logically assigned.....	2	0.00
91 = NEVER USED/MISUSED STIMULANTS .....	53093	94.58
93 = DID NOT MISUSE STIMULANTS IN THE PAST 12 MONTHS.....	1428	2.54
94 = DON'T KNOW .....	15	0.03
97 = REFUSED .....	13	0.02
98 = BLANK (NO ANSWER) .....	145	0.26

(STYWAYS2)  
STMWYGAMT

Len : 2 USED STIMULANT IN GREATER AMTS THAN RX PST 12 MOS

	Freq	Pct
1 = Yes.....	180	0.32
2 = No (not entered).....	1259	2.24
83 = DID NOT MISUSE PAST 12 MOS Logically assigned.....	1	0.00
91 = NEVER USED/MISUSED STIMULANTS .....	53093	94.58
93 = DID NOT MISUSE STIMULANTS IN THE PAST 12 MONTHS.....	1428	2.54
94 = DON'T KNOW .....	15	0.03
97 = REFUSED .....	13	0.02
98 = BLANK (NO ANSWER) .....	147	0.26

STIMULANTS

(STYWAYS3)  
STMWYOFTN

Len : 2 USED STIMULANT MORE OFTEN THAN RX PAST 12 MONTHS

	Freq	Pct
1 = Yes.....	95	0.17
2 = No (not entered).....	1344	2.39
85 = BAD DATA Logically assigned.....	1	0.00
91 = NEVER USED/MISUSED STIMULANTS.....	53093	94.58
93 = DID NOT MISUSE STIMULANTS IN THE PAST 12 MONTHS.....	1429	2.55
94 = DON'T KNOW.....	15	0.03
97 = REFUSED.....	13	0.02
98 = BLANK (NO ANSWER).....	146	0.26

(STYWAYS4)  
STMWYLNCR

Len : 2 USED STIMULANT LONGER THAN RX PAST 12 MONTHS

	Freq	Pct
1 = Yes.....	61	0.11
2 = No (not entered).....	1378	2.45
83 = DID NOT MISUSE STIM IN THE PST 12 MOS LOG ASSN.....	2	0.00
91 = NEVER USED/MISUSED STIMULANTS.....	53093	94.58
93 = DID NOT MISUSE STIMULANTS IN THE PAST 12 MONTHS.....	1427	2.54
94 = DON'T KNOW.....	15	0.03
97 = REFUSED.....	13	0.02
98 = BLANK (NO ANSWER).....	147	0.26

(STYWAYS5)  
STMWYOTWY

Len : 2 USED STIMULANT OTHER WAY NOT DIRECTED PST 12 MOS

	Freq	Pct
1 = Yes.....	263	0.47
2 = No (not entered).....	1176	2.09
83 = DID NOT MISUSE STIM IN THE PST 12 MOS LOG ASSN.....	4	0.01
91 = NEVER USED/MISUSED STIMULANTS.....	53093	94.58
93 = DID NOT MISUSE STIMULANTS IN THE PAST 12 MONTHS.....	1425	2.54
94 = DON'T KNOW.....	15	0.03
97 = REFUSED.....	13	0.02
98 = BLANK (NO ANSWER).....	147	0.26

At any time in the past 12 months, did you ever use a needle to inject [STNAMEFILL] ?

(STYNDL)  
STMNDLYR

Len : 2 USED STIMULANT WITH A NEEDLE PAST 12 MONTHS

	Freq	Pct
1 = Yes.....	27	0.05
2 = No.....	1439	2.56
83 = DID NOT MISUSE STIM IN THE PST 12M LOG ASSN.....	7	0.01
85 = BAD DATA Logically assigned.....	3	0.01
91 = NEVER USED/MISUSED STIMULANTS.....	53093	94.58
93 = DID NOT MISUSE STIMULANTS IN THE PAST 12 MONTHS.....	1422	2.53
97 = REFUSED.....	1	0.00
98 = BLANK (NO ANSWER).....	144	0.26

(STNDL30)  
STMNDLREC

Len : 2 TIME SINCE LAST USED NEEDLE TO INJECT STIMULANT

	Freq	Pct
1 = Within the past 30 days.....	6	0.01
2 = More than 30 days ago but within the past 12 months.....	6	0.01
12 = More than 30 dys ago but in pst 12 mo (STMNMREC=2).....	14	0.02
85 = BAD DATA Logically assigned.....	2	0.00
91 = NEVER USED/MISUSED STIMULANTS.....	53093	94.58
93 = DID NOT MISUSE STIMULANTS IN THE PAST 12 MONTHS.....	1429	2.55
98 = BLANK (NO ANSWER).....	147	0.26
99 = LEGITIMATE SKIP.....	1439	2.56



STIMULANTS

Now think about the last time you used a prescription stimulant in any way a doctor did not direct you to use it.

Which of these stimulants did you use the last time? If you used more than one stimulant the last time, please choose one stimulant as your best answer.

(RSTYLAST)

STMNMLAS1

Len : 2 LAST STIMULANT USED NOT DIRECTED BY DR PST 12 MOS

	Freq	Pct
1 = Adderall .....	900	1.60
2 = Adderall XR.....	210	0.37
3 = Dexedrine .....	2	0.00
4 = Dextroamphetamine (generic).....	28	0.05
5 = Mixed amphetamine-dextroamphetamine pills (generic).....	32	0.06
6 = Extend-rel amphet-dextroamp oth than Adderall XR (generic).....	15	0.03
7 = Ritalin .....	51	0.09
8 = Ritalin LA.....	4	0.01
9 = Concerta.....	25	0.04
11 = Metadate CD.....	1	0.00
12 = Metadate ER.....	1	0.00
13 = Methylphenidate (generic).....	10	0.02
14 = Extended-release methylphenidate (generic).....	3	0.01
15 = Focalin .....	8	0.01
16 = Focalin XR.....	11	0.02
17 = Dexmethylphenidate (generic).....	2	0.00
18 = Extended-release dexmethylphenidate (generic).....	2	0.00
19 = Benzphetamine .....	6	0.01
21 = Diethylpropion.....	1	0.00
23 = Phentermine.....	15	0.03
24 = Provigil .....	12	0.02
25 = Tenuate .....	1	0.00
26 = Vyvanse .....	105	0.19
27 = Some other stimulant.....	16	0.03
83 = DID NOT MISUSE STIM IN THE PST 12 MOS LOG ASSN.....	7	0.01
85 = BAD DATA Logically assigned.....	3	0.01
91 = NEVER USED/MISUSED STIMULANTS .....	53093	94.58
93 = DID NOT MISUSE STIMULANTS IN THE PAST 12 MONTHS.....	1422	2.53
94 = DON'T KNOW.....	3	0.01
97 = REFUSED .....	3	0.01
98 = BLANK (NO ANSWER).....	144	0.26

Now think about the last time you used [STLASTFILL2] in any way a doctor did not direct you to use it/them.

What were the reasons you used [STLASTFILL2] the last time?

(STYMOTIV1)

STMRSWGHT

Len : 2 USED LAST STIMULANT (NOT DIRECTED) TO LOSE WEIGHT

	Freq	Pct
1 = Yes.....	117	0.21
2 = No (not entered).....	1338	2.38
83 = DID NOT MISUSE STIM IN THE PST 12 MOS LOG ASSN.....	1	0.00
85 = BAD DATA Logically assigned.....	1	0.00
91 = NEVER USED/MISUSED STIMULANTS .....	53093	94.58
93 = DID NOT MISUSE STIMULANTS IN THE PAST 12 MONTHS.....	1428	2.54
94 = DON'T KNOW.....	5	0.01
97 = REFUSED .....	7	0.01
98 = BLANK (NO ANSWER).....	146	0.26

(STYMOTIV2)

STMRSCONC

Len : 2 USED LAST STIMULANT (NOT DIRECTED) TO CONCENTRATE

	Freq	Pct
1 = Yes.....	764	1.36
2 = No (not entered).....	690	1.23
3 = Yes LOGICALLY ASSIGNED.....	1	0.00
83 = DID NOT MISUSE PAST 12 MOS Logically assigned.....	1	0.00
85 = BAD DATA Logically assigned.....	1	0.00
91 = NEVER USED/MISUSED STIMULANTS .....	53093	94.58
93 = DID NOT MISUSE STIMULANTS IN THE PAST 12 MONTHS.....	1428	2.54
94 = DON'T KNOW.....	5	0.01
97 = REFUSED .....	7	0.01
98 = BLANK (NO ANSWER).....	146	0.26

STIMULANTS

(*STYMOTIV3*)  
STMRSALRT

Len : 2 USED LAST STIMULANT (NOT DIRECTED) TO BE ALERT

	<b>Freq</b>	<b>Pct</b>
1 = Yes.....	698	1.24
2 = No (not entered).....	756	1.35
3 = Yes LOGICALLY ASSIGNED.....	1	0.00
83 = DID NOT MISUSE STIM IN THE PST 12 MOS LOG ASSN.....	4	0.01
91 = NEVER USED/MISUSED STIMULANTS.....	53093	94.58
93 = DID NOT MISUSE STIMULANTS IN THE PAST 12 MONTHS.....	1425	2.54
94 = DON'T KNOW.....	5	0.01
97 = REFUSED.....	7	0.01
98 = BLANK (NO ANSWER).....	147	0.26

(*STYMOTIV4*)  
STMRSSTDY

Len : 2 USED LAST STIMULANT (NOT DIRECTED) TO STUDY

	<b>Freq</b>	<b>Pct</b>
1 = Yes.....	539	0.96
2 = No (not entered).....	916	1.63
91 = NEVER USED/MISUSED STIMULANTS.....	53093	94.58
93 = DID NOT MISUSE STIMULANTS IN THE PAST 12 MONTHS.....	1429	2.55
94 = DON'T KNOW.....	5	0.01
97 = REFUSED.....	7	0.01
98 = BLANK (NO ANSWER).....	147	0.26

(*STYMOTIV5*)  
STMRSXPT

Len : 2 USED LAST STIMULANT (NOT DIRECTED) TO EXPERIMENT

	<b>Freq</b>	<b>Pct</b>
1 = Yes.....	168	0.30
2 = No (not entered).....	1283	2.29
3 = Yes LOGICALLY ASSIGNED.....	4	0.01
91 = NEVER USED/MISUSED STIMULANTS.....	53093	94.58
93 = DID NOT MISUSE STIMULANTS IN THE PAST 12 MONTHS.....	1429	2.55
94 = DON'T KNOW.....	5	0.01
97 = REFUSED.....	7	0.01
98 = BLANK (NO ANSWER).....	147	0.26

(*STYMOTIV6*)  
STMRSHIGH

Len : 2 USED LAST STIMULANT (NOT DIRECTED) TO GET HIGH

	<b>Freq</b>	<b>Pct</b>
1 = Yes.....	263	0.47
2 = No (not entered).....	1192	2.12
83 = DID NOT MISUSE STIM IN THE PST 12 MOS LOG ASSN.....	2	0.00
85 = BAD DATA Logically assigned.....	1	0.00
91 = NEVER USED/MISUSED STIMULANTS.....	53093	94.58
93 = DID NOT MISUSE STIMULANTS IN THE PAST 12 MONTHS.....	1427	2.54
94 = DON'T KNOW.....	5	0.01
97 = REFUSED.....	7	0.01
98 = BLANK (NO ANSWER).....	146	0.26

(*STYMOTIV7*)  
STMRSDGFX

Len : 2 USED LAST STIMULANT (NOT DIRECTED) OTH DRUG EFFECT

	<b>Freq</b>	<b>Pct</b>
1 = Yes.....	43	0.08
2 = No (not entered).....	1411	2.51
3 = Yes LOGICALLY ASSIGNED.....	1	0.00
91 = NEVER USED/MISUSED STIMULANTS.....	53093	94.58
93 = DID NOT MISUSE STIMULANTS IN THE PAST 12 MONTHS.....	1429	2.55
94 = DON'T KNOW.....	5	0.01
97 = REFUSED.....	7	0.01
98 = BLANK (NO ANSWER).....	147	0.26

STIMULANTS

(STYMOTIV8)  
STMRSHOOK

Len : 2 USED LAST STIMULANT (NOT DIRECTED) BECAUSE HOOKED

	Freq	Pct
1 = Yes.....	17	0.03
2 = No (not entered).....	1438	2.56
91 = NEVER USED/MISUSED STIMULANTS .....	53093	94.58
93 = DID NOT MISUSE STIMULANTS IN THE PAST 12 MONTHS.....	1429	2.55
94 = DON'T KNOW.....	5	0.01
97 = REFUSED .....	7	0.01
98 = BLANK (NO ANSWER) .....	147	0.26

(STYMOTIV9)  
STMRSSOR

Len : 2 USED LAST STIMULANT (NOT DIRECTED) OTHER REASON

	Freq	Pct
1 = Yes.....	64	0.11
2 = No (not entered).....	1391	2.48
91 = NEVER USED/MISUSED STIMULANTS .....	53093	94.58
93 = DID NOT MISUSE STIMULANTS IN THE PAST 12 MONTHS.....	1429	2.55
94 = DON'T KNOW.....	5	0.01
97 = REFUSED .....	7	0.01
98 = BLANK (NO ANSWER) .....	147	0.26

Please type in the other reason you used [STLASTFILL2] the last time. When you have finished typing your answer, press [ENTER] to go to the next question.

(STMOTOT)  
STMRSOTRS2

Len : 3 REASON USED LAST STIMULANT (NOT DIRECTED)

	Freq	Pct
1 = To relieve physical pain.....	3	0.01
3 = To experiment or to see what it's/they're like .....	4	0.01
4 = To feel good or get high.....	1	0.00
6 = To help me with my feelings or emotions.....	9	0.02
7 = To increase/decrease effects of some other drug.....	1	0.00
10 = To help me concentrate.....	2	0.00
11 = To help me be alert or stay awake.....	2	0.00
13 = I used it/them for some other reason .....	18	0.03
15 = To get work/chores done, not studying .....	4	0.01
18 = Peer pressure/friends/feel cool .....	4	0.01
20 = To try out for medical condition .....	3	0.01
29 = I was already under the influence of drugs/alcohol .....	3	0.01
985 = BAD DATA (logically assigned).....	3	0.01
991 = NEVER USED STIMULANTS.....	53093	94.58
993 = DID NOT MISUSE STIMULANTS IN THE PAST 12 MONTHS.....	1429	2.55
994 = DON'T KNOW .....	1	0.00
997 = REFUSED .....	6	0.01
998 = BLANK (no answer).....	159	0.28
999 = LEGITIMATE SKIP.....	1391	2.48

Which was the main reason you used [STLASTFILL2] the last time?

(RSTYMOTI)  
STMRSMAIN

Len : 2 MAIN REASON USED LAST STIMULANT (NOT DIRECTED)

	Freq	Pct
1 = To help me lose weight.....	18	0.03
2 = To help me concentrate.....	197	0.35
3 = To help me be alert or stay awake.....	163	0.29
4 = To help me study .....	199	0.35
5 = To experiment or to see what it was/they were like .....	21	0.04
6 = To feel good or get high.....	60	0.11
7 = To increase or decrease the effect(s) of some other drug .....	7	0.01
8 = Because I am 'hooked' or I have to have it/them .....	3	0.01
9 = The other reason I reported .....	10	0.02
12 = To help me concentrate LOGICALLY ASSIGNED .....	1	0.00
83 = DID NOT USE STIM IN THE PAST 12 MOS Logically assigned.....	1	0.00
85 = BAD DATA Logically assigned.....	1	0.00
91 = NEVER USED/MISUSED STIMULANTS .....	53093	94.58
93 = DID NOT MISUSE STIMULANTS IN THE PAST 12 MONTHS.....	1428	2.54
98 = BLANK (NO ANSWER) .....	159	0.28
99 = LEGITIMATE SKIP.....	775	1.38

STIMULANTS

NOTE: STMNORXFG is set to 1 when respondents reported that the only way they misused stimulants in the past year was without a prescription. These respondents also reported that the last stimulant they misused was obtained through a prescription (a) from one doctor or (b) from more than one doctor.

STMNORXFG

Len : 2 ONLY PST YR MISUSE W/O RX BUT RX FOR LAST STIM

	<b>Freq</b>	<b>Pct</b>
1 = Only misuse w/o Rx but reported last drug gotten with Rx.....	22	0.04
98 = BLANK (NO ANSWER) .....	56114	99.96

SEDATIVES

**SEDATIVES**

The next question asks about using prescription sedatives in any way a doctor did not direct you to use them.

When you answer these questions, please think only about your use of the drug in any way a doctor did not direct you to use it, including:

- Using it without a prescription of your own
- Using it in greater amounts, more often, or longer than you were told to take it
- Using it in any other way a doctor did not direct you to use it

Have you ever, even once, used any prescription sedative in any way a doctor did not direct you to use it?

(SVL01, SVL02)

**SEDNMLIF**

Len : 2 EVER USED SEDATIVE NOT DIRECTED BY DR

	Freq	Pct
1 = Yes.....	811	1.44
2 = No.....	4456	7.94
5 = Yes LOGICALLY ASSIGNED (from skip pattern).....	226	0.40
85 = BAD DATA Logically assigned.....	16	0.03
91 = NEVER USED/MISUSED SEDATIVES.....	50287	89.58
94 = DON'T KNOW.....	5	0.01
97 = REFUSED.....	4	0.01
98 = BLANK (NO ANSWER).....	331	0.59

NOTE: The variable SEDNMREC is a recoded variable that was created from SEDNMLIF, the 12-month misuse variables of specific sedatives, and SEDTVNM30DY.

**SEDNMREC**

Len : 2 RC - MOST RECENT SEDATIVE MISUSE (RECODE)

	Freq	Pct
1 = Within the past 30 days.....	55	0.10
2 = More than 30 days ago but within the past 12 mos.....	168	0.30
3 = More than 12 months ago.....	807	1.44
8 = Misused at some point in past 12 mos LOG ASSN.....	3	0.01
9 = Misused at some point in lifetime LOG ASSN.....	4	0.01
83 = DID NOT MISUSE PST 12 MOS (LIFETIME UNK) Log assn.....	190	0.34
91 = NEVER USED/MISUSED SEDATIVES.....	54743	97.52
98 = BLANK (NO ANSWER).....	166	0.30

NOTE: SEDNMINIT is "reverse coded" from the answers in SVL03. SVL03=1 (yes) was recoded to 2 in SEDNMINIT because this answer means that the respondent misused sedatives before the past 12 months (and therefore is not a past year initiate for misuse of sedatives). SVL03=2 (no) was recoded to 1 in SEDNMINIT because this answer means that the respondent did not misuse sedatives before the past 12 months (and therefore is a past year initiate for misuse of sedatives).

Earlier questions were about the past 12 months. This question is about any time before then, that is, any time in your life before [DATEFILL].

At any time before [DATEFILL], did you ever use any prescription sedative in a way a doctor did not direct you to use it?

(SVL03)

**SEDNMINIT**

Len : 2 PAST YEAR INITIATE FOR ANY SEDATIVE MISUSE

	Freq	Pct
1 = Past year initiate.....	53	0.09
2 = Not a past year initiate.....	25	0.04
4 = Not past yr initiate LOG ASSN (from skip pattern).....	144	0.26
83 = NOT PAST YR INITIATE (AT-RISK STATUS UNKNOWN).....	190	0.34
91 = NEVER USED/MISUSED SEDATIVES.....	54743	97.52
93 = DID NOT MISUSE SEDATIVES IN THE PAST 12 MOS.....	807	1.44
94 = DON'T KNOW.....	3	0.01
97 = REFUSED.....	1	0.00
98 = BLANK (NO ANSWER).....	170	0.30

NOTE: The variables SEDNIMAGE, SEDNMYFU, and SEDNMFU show the age, year, and month of first misuse, respectively, for respondents who initiated misuse of sedatives in the 12 months prior to being interviewed (SEDNMINIT=1).

**SEDNIMAGE**

Len : 3 RC - AGE AT 1ST MISUSE FOR PAST YR SED INITIATES

	Freq	Pct
RANGE = 14 - 66.....	46	0.08
983 = NOT A PAST YEAR INITIATE Log assn.....	190	0.34
991 = NEVER USED/MISUSED SEDATIVES.....	54743	97.52
993 = NOT A PAST YEAR INITIATE.....	976	1.74
998 = BLANK (NO ANSWER).....	181	0.32

SEDATIVES

[SEDNMYFU](#)

Len : 4 RC - YR 1ST MISUSED FOR PAST YR SED INITIATES

	Freq	Pct
RANGE = 2018 - 2019 .....	46	0.08
9983 = NOT A PAST YEAR INITIATE Logically assigned.....	190	0.34
9991 = NEVER USED/MISUSED SEDATIVES .....	54743	97.52
9993 = NOT A PAST YEAR INITIATE .....	976	1.74
9998 = BLANK (NO ANSWER).....	181	0.32

[SEDNMMFU](#)

Len : 2 RC - MO 1ST MISUSED FOR PAST YR SED INITIATES

	Freq	Pct
1 = January.....	2	0.00
2 = February.....	5	0.01
3 = March.....	2	0.00
4 = April .....	2	0.00
5 = May.....	6	0.01
6 = June.....	3	0.01
7 = July .....	6	0.01
8 = August .....	4	0.01
9 = September.....	1	0.00
10 = October.....	4	0.01
11 = November .....	6	0.01
12 = December.....	3	0.01
83 = NOT A PAST YEAR INITIATE Logically assigned .....	190	0.34
91 = NEVER USED/MISUSED SEDATIVES .....	54743	97.52
93 = NOT A PAST YEAR INITIATE .....	976	1.74
98 = BLANK (NO ANSWER) .....	183	0.33

In the past 30 days, that is, from [DATEFILL] up to and including today, did you use [SVNAMEFILL] in any way a doctor did not direct you to use [SVNUMFILL]?

(SVM01)

[SEDNM30D](#)

Len : 2 USED SEDATIVE NOT DIRECTED BY DR PAST 30 DAYS

	Freq	Pct
1 = Yes.....	49	0.09
2 = No.....	168	0.30
5 = Yes LOGICALLY ASSIGNED (from skip pattern).....	6	0.01
83 = DID NOT MISUSE SEDATIVES IN THE PST 30 DAYS LOG ASSN .....	27	0.05
85 = BAD DATA Logically assigned.....	5	0.01
91 = NEVER USED/MISUSED SEDATIVES .....	54743	97.52
93 = DID NOT MISUSE SEDATIVES IN THE PAST 30 DAYS .....	970	1.73
94 = DON'T KNOW.....	3	0.01
98 = BLANK (NO ANSWER) .....	165	0.29

During the past 30 days, on how many days did you use [SVNAMEFILL] in any way a doctor did not direct you to use [SVNUMFILL]?

(SVM02)

[SEDNM30FQ](#)

Len : 2 # DAYS USED SEDATIVE NOT DIRECTD BY DR PST 30 DYS

	Freq	Pct
RANGE = 1 - 30 .....	55	0.10
83 = DID NOT MISUSE SEDATIVES IN THE PST 30 DAYS LOG ASSN .....	11	0.02
91 = NEVER USED/MISUSED SEDATIVES .....	54743	97.52
93 = DID NOT MISUSE SEDATIVES IN THE PAST 30 DAYS .....	1154	2.06
98 = BLANK (NO ANSWER) .....	173	0.31

What is your best estimate of the number of days you used [SVNAMEFILL] in any way a doctor did not direct you to use [SVNUMFILL] during the past 30 days?

(SVM02DKRE)

[SEDNM30ES](#)

Len : 2 EST # DAYS USED SEDATIVE NOT DIRECTED PST 30 DYS

	Freq	Pct
91 = NEVER USED/MISUSED SEDATIVES .....	54743	97.52
93 = DID NOT MISUSE SEDATIVES IN THE PAST 30 DAYS .....	1165	2.08
98 = BLANK (NO ANSWER) .....	173	0.31
99 = LEGITIMATE SKIP.....	55	0.10

SEDATIVES

During the past 30 days, did you use [SVNAMEFILL] in any way a doctor did not direct you to use [SVNUMFILL] while you were drinking alcohol or within a couple of hours of drinking?

(SVM03)

SEDNM30AL

Len : 2 USED SEDATIVE NOT DIRECTED BY DR W/ALC PST 30 DYS

	Freq	Pct
1 = Yes.....	17	0.03
2 = No.....	20	0.04
83 = DID NOT MISUSE SEDATIVES IN THE PST 30 DAYS LOG ASSN .....	5	0.01
91 = NEVER USED/MISUSED SEDATIVES .....	54743	97.52
93 = DID NOT MISUSE SEDATIVES IN THE PAST 30 DAYS .....	1160	2.07
98 = BLANK (NO ANSWER) .....	173	0.31
99 = LEGITIMATE SKIP.....	18	0.03

Which of these statements describe your use of [SVNAMEFILL] at any time in the past 12 months?

(SVYWAYS1)

SEDWYNORX

Len : 2 USED SEDATIVE W/O OWN RX PAST 12 MONTHS

	Freq	Pct
1 = Yes.....	137	0.24
2 = No (not entered).....	81	0.14
83 = DID NOT MISUSE SEDATIVES IN THE PST 12 MOS LOG ASSN .....	13	0.02
85 = BAD DATA Logically assigned.....	1	0.00
91 = NEVER USED/MISUSED SEDATIVES .....	54743	97.52
93 = DID NOT MISUSE SEDATIVES IN THE PAST 12 MONTHS .....	984	1.75
94 = DON'T KNOW .....	7	0.01
97 = REFUSED .....	1	0.00
98 = BLANK (NO ANSWER) .....	169	0.30

(SVYWAYS2)

SEDWYGAMT

Len : 2 USED SEDATIVE IN GREATER AMTS THAN RX PST 12 MOS

	Freq	Pct
1 = Yes.....	46	0.08
2 = No (not entered).....	172	0.31
83 = DID NOT MISUSE SEDATIVES IN THE PST 12 MOS LOG ASSN .....	5	0.01
85 = BAD DATA Logically assigned.....	4	0.01
91 = NEVER USED/MISUSED SEDATIVES .....	54743	97.52
93 = DID NOT MISUSE SEDATIVES IN THE PAST 12 MONTHS .....	992	1.77
94 = DON'T KNOW .....	7	0.01
97 = REFUSED .....	1	0.00
98 = BLANK (NO ANSWER) .....	166	0.30

(SVYWAYS3)

SEDWYOFTN

Len : 2 USED SEDATIVE MORE OFTEN THAN RX PAST 12 MONTHS

	Freq	Pct
1 = Yes.....	17	0.03
2 = No (not entered).....	201	0.36
83 = DID NOT MISUSE SEDATIVES PAST 12 MOS Logically assigned.....	4	0.01
91 = NEVER USED/MISUSED SEDATIVES .....	54743	97.52
93 = DID NOT MISUSE SEDATIVES IN THE PAST 12 MONTHS .....	993	1.77
94 = DON'T KNOW .....	7	0.01
97 = REFUSED .....	1	0.00
98 = BLANK (NO ANSWER) .....	170	0.30

(SVYWAYS4)

SEDWYLNGR

Len : 2 USED SEDATIVE LONGER THAN RX PAST 12 MONTHS

	Freq	Pct
1 = Yes.....	10	0.02
2 = No (not entered).....	208	0.37
83 = DID NOT MISUSE SEDATIVES IN THE PST 12 MOS LOG ASSN .....	5	0.01
91 = NEVER USED/MISUSED SEDATIVES .....	54743	97.52
93 = DID NOT MISUSE SEDATIVES IN THE PAST 12 MONTHS .....	992	1.77
94 = DON'T KNOW .....	7	0.01
97 = REFUSED .....	1	0.00
98 = BLANK (NO ANSWER) .....	170	0.30

SEDATIVES

(SVYWAYS5)  
SEDWYOTWY

Len : 2 USED SEDATIVE OTHER WAY NOT DIRECTED PST 12 MOS

	Freq	Pct
1 = Yes.....	46	0.08
2 = No (not entered).....	172	0.31
83 = DID NOT MISUSE SEDATIVES IN THE PST 12 MOS LOG ASSN.....	9	0.02
91 = NEVER USED/MISUSED SEDATIVES.....	54743	97.52
93 = DID NOT MISUSE SEDATIVES IN THE PAST 12 MONTHS.....	988	1.76
94 = DON'T KNOW.....	7	0.01
97 = REFUSED.....	1	0.00
98 = BLANK (NO ANSWER).....	170	0.30

Now think about the last time you used a prescription sedative in any way a doctor did not direct you to use it.

Which of these sedatives did you use the last time? If you used more than one sedative the last time, please choose one sedative as your best answer.

(RSVYLAST)  
SEDNMLAST

Len : 2 LAST SEDATIVE USED NOT DIRECTED BY DR PST 12 MOS

	Freq	Pct
1 = Ambien.....	108	0.19
2 = Ambien CR.....	5	0.01
3 = Zolpidem (generic).....	30	0.05
4 = Extended-release zolpidem (generic).....	1	0.00
5 = Lunesta or eszopiclone.....	5	0.01
6 = Sonata or zaleplon.....	4	0.01
8 = Restoril.....	1	0.00
9 = Flurazepam (generic), also known as Dalmane.....	2	0.00
10 = Temazepam (generic).....	6	0.01
11 = Triazolam (generic).....	7	0.01
12 = Butisol.....	1	0.00
14 = Phenobarbital (generic).....	7	0.01
15 = Some other sedative.....	49	0.09
83 = DID NOT MISUSE SEDATIVES IN THE PST 12 MOS LOG ASSN.....	27	0.05
85 = BAD DATA Logically assigned.....	5	0.01
91 = NEVER USED/MISUSED SEDATIVES.....	54743	97.52
93 = DID NOT MISUSE SEDATIVES IN THE PAST 12 MONTHS.....	970	1.73
98 = BLANK (NO ANSWER).....	165	0.29

Now think about the last time you used [SVLASTFILL2] in any way a doctor did not direct you to use it/them.

What were the reasons you used [SVLASTFILL2] the last time?

(SVYMOTV1)  
SEDRSRELX

Len : 2 USED LAST SEDATIVE (NOT DIRECTED) TO RELAX

	Freq	Pct
1 = Yes.....	62	0.11
2 = No (not entered).....	159	0.28
3 = Yes LOGICALLY ASSIGNED.....	1	0.00
83 = DID NOT MISUSE SEDATIVES IN THE PST 12 MOS LOG ASSN.....	8	0.01
85 = BAD DATA Logically assigned.....	1	0.00
91 = NEVER USED/MISUSED SEDATIVES.....	54743	97.52
93 = DID NOT MISUSE SEDATIVES IN THE PAST 12 MONTHS.....	989	1.76
94 = DON'T KNOW.....	3	0.01
97 = REFUSED.....	1	0.00
98 = BLANK (NO ANSWER).....	169	0.30

(SVYMOTV2)  
SEDRSEXPT

Len : 2 USED LAST SEDATIVE (NOT DIRECTED) TO EXPERIMENT

	Freq	Pct
1 = Yes.....	17	0.03
2 = No (not entered).....	205	0.37
83 = DID NOT MISUSE SEDATIVES IN THE PST 30 DAYS LOG ASSN.....	1	0.00
85 = BAD DATA Logically assigned.....	2	0.00
91 = NEVER USED/MISUSED SEDATIVES.....	54743	97.52
93 = DID NOT MISUSE SEDATIVES IN THE PAST 12 MONTHS.....	996	1.77
94 = DON'T KNOW.....	3	0.01
97 = REFUSED.....	1	0.00
98 = BLANK (NO ANSWER).....	168	0.30



SEDATIVES

(SVYMOTV3)  
SEDRSHIGH

Len : 2 USED LAST SEDATIVE (NOT DIRECTED) TO GET HIGH

	Freq	Pct
1 = Yes.....	30	0.05
2 = No (not entered).....	191	0.34
3 = Yes LOGICALLY ASSIGNED.....	1	0.00
83 = DID NOT MISUSE SEDATIVES IN THE PST 12 MOS LOG ASSN.....	2	0.00
85 = BAD DATA Logically assigned.....	2	0.00
91 = NEVER USED/MISUSED SEDATIVES.....	54743	97.52
93 = DID NOT MISUSE SEDATIVES IN THE PAST 12 MONTHS.....	995	1.77
94 = DON'T KNOW.....	3	0.01
97 = REFUSED.....	1	0.00
98 = BLANK (NO ANSWER).....	168	0.30

(SVYMOTV4)  
SEDRSSLEP

Len : 2 USED LAST SEDATIVE (NOT DIRECTED) FOR SLEEP

	Freq	Pct
1 = Yes.....	151	0.27
2 = No (not entered).....	70	0.12
3 = Yes LOGICALLY ASSIGNED.....	1	0.00
83 = DID NOT MISUSE SEDATIVES IN THE PST 12 MOS LOG ASSN.....	14	0.02
91 = NEVER USED/MISUSED SEDATIVES.....	54743	97.52
93 = DID NOT MISUSE SEDATIVES IN THE PAST 12 MONTHS.....	983	1.75
94 = DON'T KNOW.....	3	0.01
97 = REFUSED.....	1	0.00
98 = BLANK (NO ANSWER).....	170	0.30

(SVYMOTV5)  
SEDRSEMOT

Len : 2 USED LAST SEDATIVE (NOT DIRECTED) FOR EMOTIONS

	Freq	Pct
1 = Yes.....	24	0.04
2 = No (not entered).....	198	0.35
83 = DID NOT MISUSE SEDATIVES IN THE PST 12 MOS LOG ASSN.....	2	0.00
91 = NEVER USED/MISUSED SEDATIVES.....	54743	97.52
93 = DID NOT MISUSE SEDATIVES IN THE PAST 12 MONTHS.....	995	1.77
94 = DON'T KNOW.....	3	0.01
97 = REFUSED.....	1	0.00
98 = BLANK (NO ANSWER).....	170	0.30

(SVYMOTV6)  
SEDRSDGFX

Len : 2 USED LAST SEDATIVE (NOT DIRECTED) OTH DRUG EFFECT

	Freq	Pct
1 = Yes.....	7	0.01
2 = No (not entered).....	215	0.38
91 = NEVER USED/MISUSED SEDATIVES.....	54743	97.52
93 = DID NOT MISUSE SEDATIVES IN THE PAST 12 MONTHS.....	997	1.78
94 = DON'T KNOW.....	3	0.01
97 = REFUSED.....	1	0.00
98 = BLANK (NO ANSWER).....	170	0.30

(SVYMOTV7)  
SEDRSHOOK

Len : 2 USED LAST SEDATIVE (NOT DIRECTED) BECAUSE HOOKED

	Freq	Pct
1 = Yes.....	3	0.01
2 = No (not entered).....	219	0.39
83 = DID NOT MISUSE SEDATIVES IN THE PST 12 MOS LOG ASSN.....	1	0.00
91 = NEVER USED/MISUSED SEDATIVES.....	54743	97.52
93 = DID NOT MISUSE SEDATIVES IN THE PAST 12 MONTHS.....	996	1.77
94 = DON'T KNOW.....	3	0.01
97 = REFUSED.....	1	0.00
98 = BLANK (NO ANSWER).....	170	0.30

SEDATIVES

(SVYMOTV8)  
SEDRSSOR

Len : 2 USED LAST SEDATIVE (NOT DIRECTED) OTHER REASON

	Freq	Pct
1 = Yes.....	10	0.02
2 = No (not entered).....	212	0.38
83 = DID NOT MISUSE SEDATIVES IN THE PST 12 MOS LOG ASSN.....	6	0.01
91 = NEVER USED/MISUSED SEDATIVES.....	54743	97.52
93 = DID NOT MISUSE SEDATIVES IN THE PAST 12 MONTHS.....	991	1.77
94 = DON'T KNOW.....	3	0.01
97 = REFUSED.....	1	0.00
98 = BLANK (NO ANSWER).....	170	0.30

Please type in the other reason you used [SVLASTFILL2] the last time. When you have finished typing your answer, press [ENTER] to go to the next question.

(SYMOTOT)  
SEDRSOTRS2

Len : 3 REASON USED LAST SEDATIVE (NOT DIRECTED)

	Freq	Pct
2 = To relax or relieve tension.....	1	0.00
4 = To feel good or get high.....	1	0.00
5 = To help with my sleep.....	2	0.00
13 = I used it/them for some other reason.....	4	0.01
983 = DID NOT USE SEDATIVES IN THE PAST 12 MOS Logically assigned.....	6	0.01
985 = BAD DATA (logically assigned).....	1	0.00
991 = NEVER USED SEDATIVES.....	54743	97.52
993 = DID NOT MISUSE SEDATIVES IN THE PAST 12 MONTHS.....	991	1.77
997 = REFUSED.....	1	0.00
998 = BLANK (no answer).....	174	0.31
999 = LEGITIMATE SKIP.....	212	0.38

Which was the main reason you used [SVLASTFILL2] the last time?

(RSVYMOT1)  
SEDRSMAN

Len : 2 MAIN REASON USED LAST SEDATIVE (NOT DIRECTED)

	Freq	Pct
1 = To relax or relieve tension.....	10	0.02
2 = To experiment or to see what it was/they were like.....	5	0.01
3 = To feel good or get high.....	4	0.01
4 = To help with my sleep.....	20	0.04
5 = To help me with my feelings or emotions.....	6	0.01
6 = To increase or decrease the effect(s) of some other drug.....	2	0.00
7 = Because I am 'hooked' or I have to have it/them.....	1	0.00
11 = To relax or relieve tension LOGICALLY ASSIGNED.....	1	0.00
14 = To help with my sleep LOGICALLY ASSIGNED.....	1	0.00
83 = DID NOT MISUSE SEDATIVES IN THE PST 12 MOS LOG ASSN.....	3	0.01
91 = NEVER USED/MISUSED SEDATIVES.....	54743	97.52
93 = DID NOT MISUSE SEDATIVES IN THE PAST 12 MONTHS.....	994	1.77
98 = BLANK (NO ANSWER).....	174	0.31
99 = LEGITIMATE SKIP.....	172	0.31

NOTE: STMNORXFG is set to 1 when respondents reported that the only way they misused sedatives in the past year was without a prescription. These respondents also reported that the last sedative they misused was obtained through a prescription (a) from one doctor or (b) from more than one doctor.

SEDNORXFG

Len : 2 ONLY PST YR MISUSE W/O RX BUT RX FOR LAST SED

	Freq	Pct
1 = Only misuse w/o Rx but reported last drug gotten with Rx.....	8	0.01
98 = BLANK (NO ANSWER).....	56128	99.99

RECENCY OF DRUG USE

IMPUTED SUBSTANCE USE

RECENCY OF DRUG USE

(CIGREC)

IRCIGRC

Len : 1 CIGARETTE RECENCY - IMPUTATION REVISED

	Freq	Pct
1 = Within the past 30 days.....	9235	16.45
2 = More than 30 days ago but within the past 12 mos .....	2619	4.67
3 = More than 12 months ago but within the past 3 yrs.....	2609	4.65
4 = More than 3 years ago.....	11208	19.97
9 = NEVER SMOKED CIGARETTES .....	30465	54.27

(CIGREC)

IICIGRC

Len : 1 CIGARETTE RECENCY - IMPUTATION INDICATOR

	Freq	Pct
1 = Questionnaire data .....	55890	99.56
2 = Logically assigned data.....	5	0.01
3 = Statistically imputed data.....	241	0.43

(CIGREC)

I2CIGRC

Len : 1 CIGARETTE RECENCY - DETAILED IMPUTATION INDICATOR

	Freq	Pct
1 = Questionnaire data .....	55890	99.56
2 = Logically assigned data.....	5	0.01
4 = Statistically imputed data - edited recency = 9.....	12	0.02
5 = Statistically imputed data - edited recency = 8.....	5	0.01
6 = Statistically imputed data - edited recency = 19.....	58	0.10
7 = Statistically imputed data - edited recency = 14.....	100	0.18
8 = Statistically imputed data - edited recency = 29.....	66	0.12

(CIGARREC)

IRCGRRC

Len : 1 CIGAR RECENCY - IMPUTATION REVISED

	Freq	Pct
1 = Within the past 30 days.....	2675	4.77
2 = More than 30 days ago but within the past 12 mos .....	2603	4.64
3 = More than 12 months ago but within the past 3 yrs.....	2840	5.06
4 = More than 3 years ago.....	7329	13.06
9 = NEVER SMOKED CIGARS.....	40689	72.48

(CIGARREC)

IICGRRC

Len : 1 CIGAR RECENCY - IMPUTATION INDICATOR

	Freq	Pct
1 = Questionnaire data .....	55924	99.62
2 = Logically assigned data.....	1	0.00
3 = Statistically imputed data.....	211	0.38

(CIGARREC)

I2CGRRC

Len : 1 CIGAR RECENCY - DETAILED IMPUTATION INDICATOR

	Freq	Pct
1 = Questionnaire data .....	55924	99.62
2 = Logically assigned data.....	1	0.00
3 = Statistically imputed data - lifetime use imputed .....	13	0.02
4 = Statistically imputed data - edited recency = 9.....	11	0.02
5 = Statistically imputed data - edited recency = 8.....	5	0.01
6 = Statistically imputed data - edited recency = 19.....	35	0.06
7 = Statistically imputed data - edited recency = 14.....	72	0.13
8 = Statistically imputed data - edited recency = 29.....	70	0.12
9 = Statistically imputed data - edited recency = 39.....	5	0.01

(PIPEVER)

IRPIPLF

Len : 1 LIFETIME PIPE USE - IMPUTATION REVISED

	Freq	Pct
1 = Ever used pipes.....	4704	8.38
9 = NEVER SMOKED PIPES.....	51432	91.62

RECENCY OF DRUG USE

(PIPEVER)  
IPIPLF

Len : 1 LIFETIME PIPE USE - IMPUTATION INDICATOR		<b>Freq</b>	<b>Pct</b>
1 = Questionnaire data .....		56122	99.98
3 = Statistically imputed data.....		14	0.02

(PIPE30DY)  
IRPIPMN

Len : 1 PAST MONTH PIPE USE - IMPUTATION REVISED		<b>Freq</b>	<b>Pct</b>
1 = Within the past 30 days.....		486	0.87
2 = More than 30 days ago but within lifetime.....		4218	7.51
9 = NEVER SMOKED PIPES.....		51432	91.62

(PIPE30DY)  
IPIPMN

Len : 1 PAST MONTH PIPE USE - IMPUTATION INDICATOR		<b>Freq</b>	<b>Pct</b>
1 = Questionnaire data .....		4701	8.37
3 = Statistically imputed data.....		16	0.03
9 = LEGITIMATE SKIP - NOT A LIFETIME USER.....		51419	91.60

(SMKLSSREC)  
IRSMKLSSREC

Len : 1 SMOKELESS TOBACCO RECENCY - IMPUTATION REVISED		<b>Freq</b>	<b>Pct</b>
1 = Within the past 30 days.....		2019	3.60
2 = More than 30 days ago but within the past 12 mos .....		889	1.58
3 = More than 12 months ago but within the past 3 yrs.....		1147	2.04
4 = More than 3 years ago.....		4474	7.97
9 = NEVER USED SMOKELESS TOBACCO.....		47607	84.81

(SMKLSSREC)  
ISMKLSSREC

Len : 1 SMOKELESS TOBACCO RECENCY - IMPUTATION INDICATOR		<b>Freq</b>	<b>Pct</b>
1 = Questionnaire data .....		55956	99.68
3 = Statistically imputed data - lifetime use imputed .....		50	0.09
4 = Statistically imputed data - edited recency = 9.....		8	0.01
5 = Statistically imputed data - edited recency = 8.....		3	0.01
6 = Statistically imputed data - edited recency = 19.....		37	0.07
7 = Statistically imputed data - edited recency = 14.....		51	0.09
8 = Statistically imputed data - edited recency = 29.....		31	0.06

(ALCREC)  
IRALCRC

Len : 1 ALCOHOL RECENCY - IMPUTATION REVISED		<b>Freq</b>	<b>Pct</b>
1 = Within the past 30 days.....		25342	45.14
2 = More than 30 days ago but within the past 12 mos .....		8454	15.06
3 = More than 12 months ago .....		6314	11.25
9 = NEVER USED ALCOHOL.....		16026	28.55

(ALCREC)  
IALCRC

Len : 1 ALCOHOL RECENCY - IMPUTATION INDICATOR		<b>Freq</b>	<b>Pct</b>
1 = Questionnaire data .....		55447	98.77
2 = Logically assigned data.....		9	0.02
3 = Statistically imputed data.....		680	1.21

(ALCREC)  
I2ALCRC

Len : 1 ALCOHOL RECENCY - DETAILED IMPUTATION INDICATOR		<b>Freq</b>	<b>Pct</b>
1 = Questionnaire data .....		55447	98.77
2 = Logically assigned data.....		9	0.02
3 = Statistically imputed data - lifetime use imputed .....		30	0.05
4 = Statistically imputed data - edited recency = 9.....		272	0.48
5 = Statistically imputed data - edited recency = 8.....		378	0.67

RECENCY OF DRUG USE

(MJREC)  
IRMJRC

Len : 1 MARIJUANA RECENCY - IMPUTATION REVISED		<b>Freq</b>	<b>Pct</b>
1 = Within the past 30 days.....		7857	14.00
2 = More than 30 days ago but within the past 12 mos .....		4342	7.73
3 = More than 12 months ago .....		12597	22.44
9 = NEVER USED MARIJUANA .....		31340	55.83

(MJREC)  
IIMJRC

Len : 1 MARIJUANA RECENCY - IMPUTATION INDICATOR		<b>Freq</b>	<b>Pct</b>
1 = Questionnaire data .....		55673	99.18
2 = Logically assigned data.....		4	0.01
3 = Statistically imputed data.....		459	0.82

(MJREC)  
I12MJRC

Len : 1 MARIJUANA RECENCY - DETAILED IMPUTATION INDICATOR		<b>Freq</b>	<b>Pct</b>
1 = Questionnaire data .....		55673	99.18
2 = Logically assigned data.....		4	0.01
3 = Statistically imputed data - lifetime use imputed .....		39	0.07
4 = Statistically imputed data - edited recency = 9.....		220	0.39
5 = Statistically imputed data - edited recency = 8.....		200	0.36

(COCREC)  
IRCOCRC

Len : 1 COCAINE RECENCY - IMPUTATION REVISED		<b>Freq</b>	<b>Pct</b>
1 = Within the past 30 days.....		464	0.83
2 = More than 30 days ago but within the past 12 mos .....		873	1.56
3 = More than 12 months ago .....		5280	9.41
9 = NEVER USED COCAINE .....		49519	88.21

(COCREC)  
IICOCRC

Len : 1 COCAINE RECENCY - IMPUTATION INDICATOR		<b>Freq</b>	<b>Pct</b>
1 = Questionnaire data .....		56001	99.76
2 = Logically assigned data.....		27	0.05
3 = Statistically imputed data.....		108	0.19

(COCREC)  
I12COCRC

Len : 1 COCAINE RECENCY - DETAILED IMPUTATION INDICATOR		<b>Freq</b>	<b>Pct</b>
1 = Questionnaire data .....		56001	99.76
2 = Logically assigned data.....		27	0.05
3 = Statistically imputed data - lifetime use imputed .....		22	0.04
4 = Statistically imputed data - edited recency = 9.....		59	0.11
5 = Statistically imputed data - edited recency = 8.....		27	0.05

(CRAKREC)  
IRCRKRC

Len : 1 CRACK RECENCY - IMPUTATION REVISED		<b>Freq</b>	<b>Pct</b>
1 = Within the past 30 days.....		71	0.13
2 = More than 30 days ago but within the past 12 mos .....		74	0.13
3 = More than 12 months ago .....		1326	2.36
9 = NEVER USED CRACK.....		54665	97.38

(CRAKREC)  
ICRKRRC

Len : 1 CRACK RECENCY - IMPUTATION INDICATOR		<b>Freq</b>	<b>Pct</b>
1 = Questionnaire data .....		56099	99.93
3 = Statistically imputed data.....		37	0.07

RECENCY OF DRUG USE

(*CRAKREC*)  
I2CRKRC

Len : 1 CRACK RECENCY - DETAILED IMPUTATION INDICATOR

	<b>Freq</b>	<b>Pct</b>
1 = Questionnaire data .....	56099	99.93
3 = Statistically imputed data - lifetime use imputed .....	24	0.04
4 = Statistically imputed data - edited recency = 9.....	10	0.02
5 = Statistically imputed data - edited recency = 8.....	3	0.01

(*HERREC*)  
IRHERRC

Len : 1 HEROIN RECENCY - IMPUTATION REVISED

	<b>Freq</b>	<b>Pct</b>
1 = Within the past 30 days.....	76	0.14
2 = More than 30 days ago but within the past 12 mos .....	86	0.15
3 = More than 12 months ago .....	810	1.44
9 = NEVER USED HEROIN.....	55164	98.27

(*HERREC*)  
IIHERRC

Len : 1 HEROIN RECENCY - IMPUTATION INDICATOR

	<b>Freq</b>	<b>Pct</b>
1 = Questionnaire data .....	56090	99.92
3 = Statistically imputed data.....	46	0.08

(*HERREC*)  
I2HERRC

Len : 1 HEROIN RECENCY - DETAILED IMPUTATION INDICATOR

	<b>Freq</b>	<b>Pct</b>
1 = Questionnaire data .....	56090	99.92
3 = Statistically imputed data - lifetime use imputed .....	30	0.05
4 = Statistically imputed data - edited recency = 9.....	8	0.01
5 = Statistically imputed data - edited recency = 8.....	8	0.01

(*HALLUCREC*)  
IRHALLUCREC

Len : 1 HALLUCINOGEN RECENCY - IMPUTATION REVISED

	<b>Freq</b>	<b>Pct</b>
1 = Within the past 30 days.....	509	0.91
2 = More than 30 days ago but within the past 12 mos .....	1283	2.29
3 = More than 12 months ago .....	6405	11.41
9 = NEVER USED HALLUCINOGENS .....	47939	85.40

(*HALLUCREC*)  
IIHALLUCREC

Len : 1 HALLUCINOGEN RECENCY - IMPUTATION INDICATOR

	<b>Freq</b>	<b>Pct</b>
1 = Questionnaire data .....	55626	99.09
2 = Logically assigned data.....	53	0.09
3 = Statistically imputed data - lifetime use imputed .....	245	0.44
4 = Statistically imputed data - edited recency = 9.....	154	0.27
5 = Statistically imputed data - edited recency = 8.....	58	0.10

(*LSDREC*)  
IRLSDRC

Len : 1 LSD RECENCY - IMPUTATION REVISED

	<b>Freq</b>	<b>Pct</b>
1 = Within the past 30 days.....	188	0.33
2 = More than 30 days ago but within the past 12 mos .....	643	1.15
3 = More than 12 months ago .....	4081	7.27
9 = NEVER USED LSD.....	51224	91.25

(*LSDREC*)  
IILSDRC

Len : 1 LSD RECENCY - IMPUTATION INDICATOR

	<b>Freq</b>	<b>Pct</b>
1 = Questionnaire data .....	56000	99.76
3 = Statistically imputed data.....	136	0.24

RECENCY OF DRUG USE

(LSDREC)  
I2LSDRC

Len : 1 LSD RECENCY - DETAILED IMPUTATION INDICATOR

	Freq	Pct
1 = Questionnaire data .....	56000	99.76
3 = Statistically imputed data - lifetime use imputed .....	57	0.10
4 = Statistically imputed data - edited recency = 9.....	64	0.11
5 = Statistically imputed data - edited recency = 8.....	15	0.03

(PCPREC)  
IRPCRC

Len : 1 PCP RECENCY - IMPUTATION REVISED

	Freq	Pct
1 = Within the past 30 days.....	4	0.01
2 = More than 30 days ago but within the past 12 mos .....	23	0.04
3 = More than 12 months ago .....	703	1.25
9 = NEVER USED PCP .....	55406	98.70

(PCPREC)  
IIPCRC

Len : 1 PCP RECENCY - IMPUTATION INDICATOR

	Freq	Pct
1 = Questionnaire data .....	56054	99.85
3 = Statistically imputed data.....	82	0.15

(PCPREC)  
I2PCRC

Len : 1 PCP RECENCY - DETAILED IMPUTATION INDICATOR

	Freq	Pct
1 = Questionnaire data .....	56054	99.85
3 = Statistically imputed data - lifetime use imputed .....	62	0.11
4 = Statistically imputed data - edited recency = 9.....	18	0.03
5 = Statistically imputed data - edited recency = 8.....	2	0.00

(ECSTMOREC)  
IRECSTMOREC

Len : 1 ECSTASY RECENCY - IMPUTATION REVISED

	Freq	Pct
1 = Within the past 30 days.....	161	0.29
2 = More than 30 days ago but within the past 12 mos .....	569	1.01
3 = More than 12 months ago .....	3621	6.45
9 = NEVER USED ECSTASY .....	51785	92.25

(ECSTMOREC)  
IIECSTMOREC

Len : 1 ECSTASY RECENCY - IMPUTATION INDICATOR

	Freq	Pct
1 = Questionnaire data .....	55990	99.74
2 = Logically assigned data.....	1	0.00
3 = Statistically imputed data - lifetime use imputed .....	68	0.12
4 = Statistically imputed data - edited recency = 9.....	67	0.12
5 = Statistically imputed data - edited recency = 8.....	10	0.02

(KETMINREC)  
IRKETMINREC

Len : 1 KETAMINE RECENCY - IMPUTATION REVISED

	Freq	Pct
1 = Within the past 30 days.....	35	0.06
2 = More than 30 days ago but within the past 12 mos .....	87	0.15
3 = More than 12 months ago .....	650	1.16
9 = NEVER USED KETAMINE .....	55364	98.62

(KETMINREC)  
IKETMINREC

Len : 1 KETAMINE RECENCY - IMPUTATION INDICATOR

	Freq	Pct
1 = Questionnaire data .....	56045	99.84
2 = Logically assigned data.....	2	0.00
3 = Statistically imputed data - lifetime use imputed .....	83	0.15
4 = Statistically imputed data - edited recency = 9.....	6	0.01

RECENCY OF DRUG USE

*(DAMTFXREC)*  
IRDAMTFXREC

Len : 1 DMT/AMT/FOXY RECENCY - IMPUTATION REVISED

	<b>Freq</b>	<b>Pct</b>
1 = Within the past 30 days.....	28	0.05
2 = More than 30 days ago but within the past 12 mos .....	100	0.18
3 = More than 12 months ago .....	611	1.09
9 = NEVER USED DMT/AMT/FOXY .....	55397	98.68

*(DAMTFXREC)*  
IIDAMTFXREC

Len : 1 DMT/AMT/FOXY RECENCY - IMPUTATION INDICATOR

	<b>Freq</b>	<b>Pct</b>
1 = Questionnaire data .....	56026	99.80
3 = Statistically imputed data - lifetime use imputed .....	96	0.17
4 = Statistically imputed data - edited recency = 9.....	14	0.02

*(SALVIAREC)*  
IRSALVIAREC

Len : 1 SALVIA RECENCY - IMPUTATION REVISED

	<b>Freq</b>	<b>Pct</b>
1 = Within the past 30 days.....	13	0.02
2 = More than 30 days ago but within the past 12 mos .....	37	0.07
3 = More than 12 months ago .....	1121	2.00
9 = NEVER USED SALVIA .....	54965	97.91

*(SALVIAREC)*  
IISALVIAREC

Len : 1 SALVIA RECENCY - IMPUTATION INDICATOR

	<b>Freq</b>	<b>Pct</b>
1 = Questionnaire data .....	56013	99.78
2 = Logically assigned data.....	4	0.01
3 = Statistically imputed data - lifetime use imputed .....	111	0.20
4 = Statistically imputed data - edited recency = 9.....	8	0.01

*(INHALREC)*  
IRINHALREC

Len : 1 INHALANT RECENCY - IMPUTATION REVISED

	<b>Freq</b>	<b>Pct</b>
1 = Within the past 30 days.....	210	0.37
2 = More than 30 days ago but within the past 12 mos .....	514	0.92
3 = More than 12 months ago .....	4661	8.30
9 = NEVER USED INHALANTS .....	50751	90.41

*(INHALREC)*  
IINHALREC

Len : 1 INHALANT RECENCY - IMPUTATION INDICATOR

	<b>Freq</b>	<b>Pct</b>
1 = Questionnaire data .....	55799	99.40
2 = Logically assigned data.....	3	0.01
3 = Statistically imputed data - lifetime use imputed .....	130	0.23
4 = Statistically imputed data - edited recency = 9.....	192	0.34
5 = Statistically imputed data - edited recency = 8.....	12	0.02

*(METHAMREC)*  
IRMETHAMREC

Len : 1 METHAMPHETAMINE RECENCY - IMPUTATION REVISED

	<b>Freq</b>	<b>Pct</b>
1 = Within the past 30 days.....	229	0.41
2 = More than 30 days ago but within the past 12 mos .....	209	0.37
3 = More than 12 months ago .....	2112	3.76
9 = NEVER USED METHAMPHETAMINE .....	53586	95.46

*(METHAMREC)*  
IMETHAMREC

Len : 1 METHAMPHETAMINE USE RECENCY - IMPUTATION INDICATOR

	<b>Freq</b>	<b>Pct</b>
1 = Questionnaire data .....	56045	99.84
3 = Statistically imputed data - lifetime use imputed .....	63	0.11
4 = Statistically imputed data - edited recency = 9.....	16	0.03
5 = Statistically imputed data - edited recency = 8.....	12	0.02



RECENCY OF DRUG USE

NOTE: The following 10 variables refer to any use of prescription drugs. Any Use of prescription drugs is defined as either the use of one's own prescription medication as directed by a doctor or the misuse of prescription drugs. Misuse of prescription drugs is defined as use in any way not directed by a doctor, including use without a prescription of one's own medication; use in greater amounts, more often, or longer than told to take a drug; or use in any other way not directed by a doctor. Due to potential underreporting of lifetime prescription drug use, users are cautioned against using the levels 'More than 12 months ago' and 'NEVER USED XXX' in analysis for the following variables: IRPNRANYREC, IRTRQANYREC, IRSTMANYREC, and IRSEDANYREC.

(PNRANYREC)

<u>IRPNRANYREC</u>	Len : 1 ANY PAIN RELIEVER RECENCY - IMPUTATION REVISED		
		<b>Freq</b>	<b>Pct</b>
	1 = Within the past 12 months .....	14920	26.58
	2 = More than 12 months ago .....	13555	24.15
	9 = NEVER USED PAIN RELIEVERS .....	27661	49.27

(PNRANYREC)

<u>IIPNRANYREC</u>	Len : 1 ANY PAIN RELIEVER RECENCY - IMPUTATION INDICATOR		
		<b>Freq</b>	<b>Pct</b>
	1 = Questionnaire data .....	55517	98.90
	3 = Statistically imputed data - lifetime use imputed .....	466	0.83
	4 = Statistically imputed data - edited recency = 9.....	153	0.27

(OXCANYYYR)

<u>IIOXCANYYYR</u>	Len : 1 ANY OXYCONTIN RECENCY - IMPUTATION REVISED		
		<b>Freq</b>	<b>Pct</b>
	1 = Within the past 12 months .....	1571	2.80
	9 = Did not use in the past 12 months .....	54565	97.20

(OXCANYYYR)

<u>IIOXCANYYYR</u>	Len : 1 ANY OXYCONTIN RECENCY - IMPUTATION INDICATOR		
		<b>Freq</b>	<b>Pct</b>
	1 = Questionnaire data .....	55745	99.30
	2 = Logically assigned data.....	179	0.32
	3 = Statistically imputed data - any use imputed.....	212	0.38

(TRQANYREC)

<u>IRTRQANYREC</u>	Len : 1 ANY TRANQUILIZERS RECENCY - IMPUTATION REVISED		
		<b>Freq</b>	<b>Pct</b>
	1 = Within the past 12 months .....	6024	10.73
	2 = More than 12 months ago .....	3827	6.82
	9 = NEVER USED TRANQUILIZERS.....	46285	82.45

(TRQANYREC)

<u>IITRQANYREC</u>	Len : 1 ANY TRANQUILIZERS RECENCY - IMPUTATION INDICATOR		
		<b>Freq</b>	<b>Pct</b>
	1 = Questionnaire data .....	55748	99.31
	3 = Statistically imputed data - lifetime use imputed .....	369	0.66
	4 = Statistically imputed data - edited recency = 9.....	19	0.03

(STMANYREC)

<u>IRSTMANYREC</u>	Len : 1 ANY STIMULANTS RECENCY - IMPUTATION REVISED		
		<b>Freq</b>	<b>Pct</b>
	1 = Within the past 12 months .....	4667	8.31
	2 = More than 12 months ago .....	2845	5.07
	9 = NEVER USED STIMULANTS.....	48624	86.62

(STMANYREC)

<u>IISTMANYREC</u>	Len : 1 ANY STIMULANTS RECENCY - IMPUTATION INDICATOR		
		<b>Freq</b>	<b>Pct</b>
	1 = Questionnaire data .....	55877	99.54
	3 = Statistically imputed data - lifetime use imputed .....	251	0.45
	4 = Statistically imputed data - edited recency = 9.....	8	0.01

RECENCY OF DRUG USE

(*SEDANYREC*)  
IRSEDANYREC

Len : 1 ANY SEDATIVES RECENCY - IMPUTATION REVISED

	<b>Freq</b>	<b>Pct</b>
1 = Within the past 12 months .....	2422	4.31
2 = More than 12 months ago .....	3130	5.58
9 = NEVER USED SEDATIVES .....	50584	90.11

(*SEDANYREC*)  
IISEDANYREC

Len : 1 ANY SEDATIVES RECENCY - IMPUTATION INDICATOR

	<b>Freq</b>	<b>Pct</b>
1 = Questionnaire data .....	55798	99.40
3 = Statistically imputed data - lifetime use imputed .....	320	0.57
4 = Statistically imputed data - edited recency = 9.....	18	0.03

NOTE: The following 10 variables refer to the misuse of prescription drugs. Misuse of prescription drugs is defined as use in any way not directed by a doctor, including use without a prescription of one's own medication; use in greater amounts, more often, or longer than told to take a drug; or use in any other way not directed by a doctor. Due to potential underreporting of lifetime prescription drug use, users are cautioned against using the levels 'More than 12 months ago' and 'NEVER MISUSED XXX' in analysis for the following variables: IRPNRMREC, IRTQNMREC, IRSTMNREC, and IRSEDNMREC.

(*PNRNMREC*)  
IRPNRMREC

Len : 1 PAIN RELIEVER MISUSE RECENCY - IMPUTATION REVISED

	<b>Freq</b>	<b>Pct</b>
1 = Within the past 30 days.....	583	1.04
2 = More than 30 days ago but within the past 12 mos .....	1597	2.84
3 = More than 12 months ago .....	3075	5.48
9 = NEVER MISUSED PAIN RELIEVERS .....	50881	90.64

(*PNRNMREC*)  
IIPNRNMREC

Len : 1 PAIN RELIEVER MISUSE RECENCY - IMPUTATION INDICATOR

	<b>Freq</b>	<b>Pct</b>
1 = Questionnaire data .....	55454	98.79
3 = Statistically imputed data - any use rec imputed.....	174	0.31
4 = Stat imp data - any use rec known, misuse unknown .....	21	0.04
5 = Statistically imputed data - edited recency = 9.....	29	0.05
6 = Statistically imputed data - edited recency = 8.....	10	0.02
7 = Stat imp data - did not misuse py, life unknown .....	448	0.80

(*OXCNNMYR*)  
IROXCNNMYR

Len : 1 OXYCONTIN PAST YEAR MISUSE - IMPUTATION REVISED

	<b>Freq</b>	<b>Pct</b>
1 = Misused in the past 12 months.....	309	0.55
9 = Did not misuse in the past 12 months .....	55827	99.45

(*OXCNNMYR*)  
IIOXCNNMYR

Len : 1 OXYCONTIN PAST YEAR MISUSE - IMPUTATION INDICATOR

	<b>Freq</b>	<b>Pct</b>
1 = Questionnaire data .....	56040	99.83
2 = Logically assigned data.....	3	0.01
3 = Statistically imputed data.....	93	0.17

(*TRQNMREC*)  
IRTRQNMREC

Len : 1 TRANQUILIZER MISUSE RECENCY - IMPUTATION REVISED

	<b>Freq</b>	<b>Pct</b>
1 = Within the past 30 days.....	374	0.67
2 = More than 30 days ago but within the past 12 mos .....	894	1.59
3 = More than 12 months ago .....	1123	2.00
9 = NEVER MISUSED TRANQUILIZERS.....	53745	95.74

RECENCY OF DRUG USE

(TRQNMREC)  
IITRQNMREC

Len : 1 TRANQUILIZER MISUSE RECENCY - IMPUTATION INDICATOR

	<b>Freq</b>	<b>Pct</b>
1 = Questionnaire data .....	55740	99.29
3 = Statistically imputed data - any use rec imputed .....	145	0.26
4 = Stat imp data - any use rec known, misuse unknown .....	8	0.01
5 = Statistically imputed data - edited recency = 9.....	3	0.01
6 = Statistically imputed data - edited recency = 8.....	5	0.01
7 = Stat imp data - did not misuse py, life unknown .....	235	0.42

(STMNMREC)  
IRSTMNMREC

Len : 1 STIMULANT MISUSE RECENCY - IMPUTATION REVISED

	<b>Freq</b>	<b>Pct</b>
1 = Within the past 30 days.....	421	0.75
2 = More than 30 days ago but within the past 12 mos .....	1057	1.88
3 = More than 12 months ago .....	1304	2.32
9 = NEVER MISUSED STIMULANTS.....	53354	95.04

(STMNMREC)  
IISTMNMREC

Len : 1 STIMULANT MISUSE RECENCY - IMPUTATION INDICATOR

	<b>Freq</b>	<b>Pct</b>
1 = Questionnaire data .....	55848	99.49
3 = Statistically imputed data - any use rec imputed .....	133	0.24
4 = Stat imp data - any use rec known, misuse unknown .....	9	0.02
5 = Statistically imputed data - edited recency = 9.....	5	0.01
6 = Statistically imputed data - edited recency = 8.....	6	0.01
7 = Stat imp data - did not misuse py, life unknown .....	135	0.24

(SEDNMREC)  
IRSEDNMREC

Len : 1 SEDATIVE MISUSE RECENCY - IMPUTATION REVISED

	<b>Freq</b>	<b>Pct</b>
1 = Within the past 30 days.....	59	0.11
2 = More than 30 days ago but within the past 12 mos .....	169	0.30
3 = More than 12 months ago .....	821	1.46
9 = NEVER MISUSED SEDATIVES .....	55087	98.13

(SEDNMREC)  
IISEDNMREC

Len : 1 SEDATIVE MISUSE RECENCY - IMPUTATION INDICATOR

	<b>Freq</b>	<b>Pct</b>
1 = Questionnaire data .....	55773	99.35
3 = Statistically imputed data - any use rec imputed .....	162	0.29
4 = Stat imp data - any use rec known, misuse unknown .....	4	0.01
5 = Statistically imputed data - edited recency = 9.....	4	0.01
6 = Statistically imputed data - edited recency = 8.....	3	0.01
7 = Stat imp data - did not misuse py, life unknown .....	190	0.34

PAST YEAR FREQUENCY OF USE

**PAST YEAR FREQUENCY OF USE**

NOTE: The term "Past Year Frequency" is interchangeable with the term "12-Month Frequency".

(ALCYRTOT)

IRALCFY

Len : 3 ALCOHOL FREQUENCY PAST YEAR - IMPUTATION REVISED

	<b>Freq</b>	<b>Pct</b>
RANGE = 1 - 365 .....	33796	60.20
991 = NEVER USED ALCOHOL .....	16026	28.55
993 = DID NOT USE ALCOHOL PAST YEAR .....	6314	11.25

(ALCYRTOT)

I1ALCFY

Len : 1 ALCOHOL FREQUENCY PAST YEAR - IMPUTATION INDICATOR

	<b>Freq</b>	<b>Pct</b>
1 = Questionnaire data .....	32141	57.26
2 = Logically assigned data .....	989	1.76
3 = Statistically imputed data .....	757	1.35
9 = LEGITIMATE SKIP - NOT A LIFETIME/PAST YEAR USER .....	22249	39.63

(ALCYRTOT)

I12ALCFY

Len : 1 ALCOHOL FREQ PAST YEAR - DETAILED IMPUTATION INDICATOR

	<b>Freq</b>	<b>Pct</b>
1 = Questionnaire data .....	32141	57.26
2 = Logically assigned data .....	989	1.76
3 = Statistically imputed data - lifetime use imputed .....	30	0.05
4 = Statistically imputed data - lifetime use known .....	727	1.30
9 = LEGITIMATE SKIP - NOT A LIFETIME/PAST YEAR USER .....	22249	39.63

(MJYRTOT)

IRMJFY

Len : 3 MARIJUANA FREQUENCY PAST YEAR - IMPUTATION REVISED

	<b>Freq</b>	<b>Pct</b>
RANGE = 1 - 365 .....	12199	21.73
991 = NEVER USED MARIJUANA .....	31340	55.83
993 = DID NOT USE MARIJUANA PAST YEAR .....	12597	22.44

(MJYRTOT)

I1MJFY

Len : 1 MARIJUANA FREQUENCY PAST YEAR - IMPUTATION INDICATOR

	<b>Freq</b>	<b>Pct</b>
1 = Questionnaire data .....	10892	19.40
2 = Logically assigned data .....	846	1.51
3 = Statistically imputed data .....	565	1.01
9 = LEGITIMATE SKIP - NOT A LIFETIME/PAST YEAR USER .....	43833	78.08

(MJYRTOT)

I12MJFY

Len : 1 MARIJUANA FREQ PAST YEAR - DETAILED IMPUTATION INDICATOR

	<b>Freq</b>	<b>Pct</b>
1 = Questionnaire data .....	10892	19.40
2 = Logically assigned data .....	846	1.51
3 = Statistically imputed data - lifetime use imputed .....	39	0.07
4 = Statistically imputed data - lifetime use known .....	526	0.94
9 = LEGITIMATE SKIP - NOT A LIFETIME/PAST YEAR USER .....	43833	78.08

(COCYRTOT)

IRCOCFY

Len : 3 COCAINE FREQUENCY PAST YEAR - IMPUTATION REVISED

	<b>Freq</b>	<b>Pct</b>
RANGE = 1 - 360 .....	1337	2.38
991 = NEVER USED COCAINE .....	49519	88.21
993 = DID NOT USE COCAINE PAST YEAR .....	5280	9.41

(COCYRTOT)

I1COCFY

Len : 1 COCAINE FREQUENCY PAST YEAR - IMPUTATION INDICATOR

	<b>Freq</b>	<b>Pct</b>
1 = Questionnaire data .....	1187	2.11
2 = Logically assigned data .....	94	0.17
3 = Statistically imputed data .....	112	0.20
9 = LEGITIMATE SKIP - NOT A LIFETIME/PAST YEAR USER .....	54743	97.52

PAST YEAR FREQUENCY OF USE

(COCYRTOT)  
I2COCIFY

Len : 1 COCAINE FREQ PAST YEAR - DETAILED IMPUTATION INDICATOR		<b>Freq</b>	<b>Pct</b>
1 = Questionnaire data .....		1187	2.11
2 = Logically assigned data.....		94	0.17
3 = Statistically imputed data - lifetime use imputed .....		22	0.04
4 = Statistically imputed data - lifetime use known.....		90	0.16
9 = LEGITIMATE SKIP - NOT A LIFETIME/PAST YEAR USER .....		54743	97.52

(CRKYRTOT)  
IRCRKFY

Len : 3 CRACK FREQUENCY PAST YEAR - IMPUTATION REVISED		<b>Freq</b>	<b>Pct</b>
RANGE = 1 - 360 .....		145	0.26
991 = NEVER USED CRACK .....		54665	97.38
993 = DID NOT USE CRACK PAST YEAR.....		1326	2.36

(CRKYRTOT)  
ICRKFY

Len : 1 CRACK FREQUENCY PAST YEAR - IMPUTATION INDICATOR		<b>Freq</b>	<b>Pct</b>
1 = Questionnaire data .....		126	0.22
2 = Logically assigned data.....		14	0.02
3 = Statistically imputed data.....		38	0.07
9 = LEGITIMATE SKIP - NOT A LIFETIME/PAST YEAR USER .....		55958	99.68

(CRKYRTOT)  
I2CRKFY

Len : 1 CRACK FREQ PAST YEAR - DETAILED IMPUTATION INDICATOR		<b>Freq</b>	<b>Pct</b>
1 = Questionnaire data .....		126	0.22
2 = Logically assigned data.....		14	0.02
3 = Statistically imputed data - lifetime use imputed .....		25	0.04
4 = Statistically imputed data - lifetime use known.....		13	0.02
9 = LEGITIMATE SKIP - NOT A LIFETIME/PAST YEAR USER .....		55958	99.68

(HERYRTOT)  
IRHERFY

Len : 3 HEROIN FREQUENCY PAST YEAR - IMPUTATION REVISED		<b>Freq</b>	<b>Pct</b>
RANGE = 1 - 365 .....		162	0.29
991 = NEVER USED HEROIN.....		55164	98.27
993 = DID NOT USE HEROIN PAST YEAR .....		810	1.44

(HERYRTOT)  
IHHERFY

Len : 1 HEROIN FREQUENCY PAST YEAR - IMPUTATION INDICATOR		<b>Freq</b>	<b>Pct</b>
1 = Questionnaire data .....		147	0.26
2 = Logically assigned data.....		6	0.01
3 = Statistically imputed data.....		46	0.08
9 = LEGITIMATE SKIP - NOT A LIFETIME/PAST YEAR USER .....		55937	99.65

(HERYRTOT)  
I2HERFY

Len : 1 HEROIN FREQ PAST YEAR - DETAILED IMPUTATION INDICATOR		<b>Freq</b>	<b>Pct</b>
1 = Questionnaire data .....		147	0.26
2 = Logically assigned data.....		6	0.01
3 = Statistically imputed data - lifetime use imputed .....		30	0.05
4 = Statistically imputed data - lifetime use known.....		16	0.03
9 = LEGITIMATE SKIP - NOT A LIFETIME/PAST YEAR USER .....		55937	99.65

(HALLUCYFQ)  
IRHALLUCYFQ

Len : 3 HALL FREQUENCY PAST YEAR - IMPUTATION REVISED		<b>Freq</b>	<b>Pct</b>
RANGE = 1 - 364 .....		1792	3.19
991 = NEVER USED HALLUCINOGENS .....		47939	85.40
993 = DID NOT USE HALLUCINOGENS PAST YEAR .....		6405	11.41

PAST YEAR FREQUENCY OF USE

*(HALLUCYFQ)*  
IHALLUCYFQ

Len : 1 HALL FREQ PAST YEAR - IMPUTATION INDICATOR		
	<b>Freq</b>	<b>Pct</b>
1 = Questionnaire data .....	1610	2.87
2 = Logically assigned data.....	71	0.13
3 = Statistically imputed data - lifetime use imputed .....	245	0.44
4 = Statistically imputed data - lifetime use known.....	215	0.38
9 = LEGITIMATE SKIP - NOT A LIFETIME/PAST YEAR USER .....	53995	96.19

*(INHALYFQ)*  
IINHALYFQ

Len : 3 INHALANT FREQUENCY PAST YEAR - IMPUTATION REVISED		
	<b>Freq</b>	<b>Pct</b>
RANGE = 1 - 364 .....	724	1.29
991 = NEVER USED INHALANTS .....	50751	90.41
993 = DID NOT USE INHALANTS PAST YEAR.....	4661	8.30

*(INHALYFQ)*  
IINHALYFQ

Len : 1 INHALANT FREQ PAST YEAR - IMPUTATION INDICATOR		
	<b>Freq</b>	<b>Pct</b>
1 = Questionnaire data .....	557	0.99
2 = Logically assigned data.....	70	0.12
3 = Statistically imputed data - lifetime use imputed .....	130	0.23
4 = Statistically imputed data - lifetime use known.....	224	0.40
9 = LEGITIMATE SKIP - NOT A LIFETIME/PAST YEAR USER .....	55155	98.25

*(METHAMYFQ)*  
IRMETHAMYFQ

Len : 3 METH FREQUENCY PAST YEAR - IMPUTATION REVISED		
	<b>Freq</b>	<b>Pct</b>
RANGE = 1 - 365 .....	438	0.78
991 = NEVER USED METHAMPHETAMINE .....	53586	95.46
993 = DID NOT USE METHAMPHETAMINE PAST YEAR .....	2112	3.76

*(METHAMYFQ)*  
IMETHAMYFQ

Len : 1 METH FREQ PAST YEAR - IMPUTATION INDICATOR		
	<b>Freq</b>	<b>Pct</b>
1 = Questionnaire data .....	389	0.69
2 = Logically assigned data.....	27	0.05
3 = Statistically imputed data - lifetime use imputed .....	63	0.11
4 = Statistically imputed data - lifetime use known.....	34	0.06
9 = LEGITIMATE SKIP - NOT A LIFETIME/PAST YEAR USER .....	55623	99.09

PAST MONTH FREQUENCY OF USE

**PAST MONTH FREQUENCY OF USE**

NOTE: The term "Past Month Frequency" is interchangeable with the term "30-Day Frequency".

(CG30EST, CIG30USE)

<u>IRCIGFM</u>	Len : 2 CIG FREQUENCY PAST MONTH - IMPUTATION REVISED		
	RANGE = 1 - 30 .....	<b>Freq</b>	<b>Pct</b>
	91 = NEVER USED CIGARETTES.....	9235	16.45
	93 = DID NOT USE CIGARETTES PAST MONTH.....	30465	54.27
		16436	29.28

(CG30EST, CIG30USE)

<u>IICIGFM</u>	Len : 1 CIG FREQUENCY PAST MONTH - IMPUTATION INDICATOR		
	1 = Questionnaire data .....	<b>Freq</b>	<b>Pct</b>
	2 = Logically assigned data.....	9142	16.29
	3 = Statistically imputed data.....	69	0.12
	9 = LEGITIMATE SKIP - NOT A LIFETIME/PAST MONTH USER .....	34	0.06
		46891	83.53

(CG30EST, CIG30USE)

<u>I12CIGFM</u>	Len : 1 CIG FREQUENCY PAST MONTH - DETAILED IMPUTATION INDICATOR		
	1 = Questionnaire data .....	<b>Freq</b>	<b>Pct</b>
	2 = Logically assigned data.....	9142	16.29
	4 = Statistically imputed data - lifetime use known.....	69	0.12
	9 = LEGITIMATE SKIP - NOT A LIFETIME/PAST MONTH USER .....	34	0.06
		46891	83.53

(CGR30USE, CI30EST)

<u>IRCGRFM</u>	Len : 2 CIGAR FREQUENCY PAST MONTH - IMPUTATION REVISED		
	RANGE = 1 - 30 .....	<b>Freq</b>	<b>Pct</b>
	91 = NEVER USED CIGARS .....	2675	4.77
	93 = DID NOT USE CIGARS PAST MONTH.....	40689	72.48
		12772	22.75

(CGR30USE, CI30EST)

<u>IICGRFM</u>	Len : 1 CIGAR FREQUENCY PAST MONTH - IMPUTATION INDICATOR		
	1 = Questionnaire data .....	<b>Freq</b>	<b>Pct</b>
	2 = Logically assigned data.....	2638	4.70
	3 = Statistically imputed data.....	24	0.04
	9 = LEGITIMATE SKIP - NOT A LIFETIME/PAST MONTH USER .....	40	0.07
		53434	95.19

(CGR30USE, CI30EST)

<u>I12CGRFM</u>	Len : 1 CIGAR FREQUENCY PAST MONTH - DETAILED IMPUTATION INDICATOR		
	1 = Questionnaire data .....	<b>Freq</b>	<b>Pct</b>
	2 = Logically assigned data.....	2638	4.70
	3 = Statistically imputed data - lifetime use imputed .....	24	0.04
	4 = Statistically imputed data - lifetime use known.....	13	0.02
	9 = LEGITIMATE SKIP - NOT A LIFETIME/PAST MONTH USER .....	27	0.05
		53434	95.19

(SMKLSS30E, SMKLSS30N)

<u>IRSMKLSS30N</u>	Len : 2 SMOKELESS TOBACCO FREQUENCY PAST MONTH - IMPUTATION REVISED		
	RANGE = 1 - 30 .....	<b>Freq</b>	<b>Pct</b>
	91 = NEVER USED SMOKELESS TOBACCO .....	2019	3.60
	93 = DID NOT USE SMOKELESS TOBACCO PAST MONTH.....	47607	84.81
		6510	11.60

(SMKLSS30E, SMKLSS30N)

<u>I1SMKLSS30N</u>	Len : 1 SMOKELESS TOBACCO FREQUENCY PST MONTH - IMPUTATION INDICATOR		
	1 = Questionnaire data .....	<b>Freq</b>	<b>Pct</b>
	2 = Logically assigned data.....	1996	3.56
	3 = Statistically imputed data - lifetime use imputed .....	15	0.03
	4 = Statistically imputed data - lifetime use known.....	50	0.09
	9 = LEGITIMATE SKIP - NOT A LIFETIME/PAST MONTH USER .....	15	0.03
		54060	96.30

PAST MONTH FREQUENCY OF USE

(AL30EST, ALCDAYS)

[IRALCFM](#)

Len : 2 ALCOHOL FREQUENCY PAST MONTH - IMPUTATION REVISED

	Freq	Pct
RANGE = 1 - 30.....	25342	45.14
91 = NEVER USED ALCOHOL.....	16026	28.55
93 = DID NOT USE ALCOHOL PAST MONTH.....	14768	26.31

(AL30EST, ALCDAYS)

[I1ALCFM](#)

Len : 1 ALCOHOL FREQUENCY PAST MONTH - IMPUTATION INDICATOR

	Freq	Pct
1 = Questionnaire data.....	24645	43.90
2 = Logically assigned data.....	160	0.29
3 = Statistically imputed data.....	882	1.57
9 = LEGITIMATE SKIP - NOT A LIFETIME/PAST MONTH USER.....	30449	54.24

(AL30EST, ALCDAYS)

[I2ALCFM](#)

Len : 1 ALCOHOL FREQUENCY PAST MONTH - DETAILED IMPUTATION INDICATOR

	Freq	Pct
1 = Questionnaire data.....	24645	43.90
2 = Logically assigned data.....	160	0.29
3 = Statistically imputed data - lifetime use imputed.....	30	0.05
4 = Statistically imputed data - lifetime use known.....	852	1.52
9 = LEGITIMATE SKIP - NOT A LIFETIME/PAST MONTH USER.....	30449	54.24

"Binge" Alcohol Frequency, IRALCBNG30D, is defined as the number of days in the past month on which the respondent reported drinking five or more drinks on the same occasion for males or four or more drinks on the same occasion for females. For this variable, "occasion" means at the same time or within a couple hours of each other. Prior to 2015, "binge" alcohol frequency was defined as the number of days in the past month on which the respondent reported drinking five or more drinks on the same occasion for everyone, regardless of sex. Therefore, IRALCBNG30D is comparable to the version of this variable created from 2002-2014, IRALCD5, among males but not overall or among females.

(ALCBNG30D)

[IRALCBNG30D](#)

Len : 2 BINGE ALCOHOL FREQUENCY PAST MONTH - IMPUTATION REVISED

	Freq	Pct
RANGE = 0 - 30.....	25342	45.14
91 = NEVER USED ALCOHOL.....	16026	28.55
93 = DID NOT USE ALCOHOL PAST MONTH.....	14768	26.31

(ALCBNG30D)

[I1ALCBNG30D](#)

Len : 1 BINGE ALCOHOL FREQUENCY PAST MONTH - IMPUTATION INDICATOR

	Freq	Pct
1 = Questionnaire data.....	24458	43.57
2 = Logically assigned data.....	56	0.10
3 = Statistically imputed data - recency of use imputed.....	689	1.23
4 = Statistically imputed data - recency of use known.....	484	0.86
9 = LEGITIMATE SKIP - NOT A LIFETIME/PAST MONTH USER.....	30449	54.24

(MJDAY30A, MR30EST)

[IRMJFM](#)

Len : 2 MARIJUANA FREQUENCY PAST MONTH - IMPUTATION REVISED

	Freq	Pct
RANGE = 1 - 30.....	7857	14.00
91 = NEVER USED MARIJUANA.....	31340	55.83
93 = DID NOT USE MARIJUANA PAST MONTH.....	16939	30.17

(MJDAY30A, MR30EST)

[I1MJFM](#)

Len : 1 MARIJUANA FREQUENCY PAST MONTH - IMPUTATION INDICATOR

	Freq	Pct
1 = Questionnaire data.....	7560	13.47
2 = Logically assigned data.....	72	0.13
3 = Statistically imputed data.....	479	0.85
9 = LEGITIMATE SKIP - NOT A LIFETIME/PAST MONTH USER.....	48025	85.55



PAST MONTH FREQUENCY OF USE

(MJDAY30A, MR30EST)

I12MJFM

Len : 1 MARIJUANA FREQ PAST MONTH - DETAILED IMPUTATION INDICATOR

	Freq	Pct
1 = Questionnaire data .....	7560	13.47
2 = Logically assigned data.....	72	0.13
3 = Statistically imputed data - lifetime use imputed .....	39	0.07
4 = Statistically imputed data - lifetime use known.....	440	0.78
9 = LEGITIMATE SKIP - NOT A LIFETIME/PAST MONTH USER .....	48025	85.55

(CC30EST, COCUS30A)

IRCOCFM

Len : 2 COCAINE FREQUENCY PAST MONTH - IMPUTATION REVISED

	Freq	Pct
RANGE = 1 - 30 .....	464	0.83
91 = NEVER USED COCAINE .....	49519	88.21
93 = DID NOT USE COCAINE PAST MONTH.....	6153	10.96

(CC30EST, COCUS30A)

IRCOCFM

Len : 1 COCAINE FREQUENCY PAST MONTH - IMPUTATION INDICATOR

	Freq	Pct
1 = Questionnaire data .....	416	0.74
2 = Logically assigned data.....	16	0.03
3 = Statistically imputed data.....	125	0.22
9 = LEGITIMATE SKIP - NOT A LIFETIME/PAST MONTH USER .....	55579	99.01

(CC30EST, COCUS30A)

I12COCFM

Len : 1 COCAINE FREQUENCY PAST MONTH - DETAILED IMPUTATION INDICATOR

	Freq	Pct
1 = Questionnaire data .....	416	0.74
2 = Logically assigned data.....	16	0.03
3 = Statistically imputed data - lifetime use imputed .....	22	0.04
4 = Statistically imputed data - lifetime use known.....	103	0.18
9 = LEGITIMATE SKIP - NOT A LIFETIME/PAST MONTH USER .....	55579	99.01

(CR30EST, CRKUS30A)

IRCRKFM

Len : 2 CRACK FREQUENCY PAST MONTH - IMPUTATION REVISED

	Freq	Pct
RANGE = 1 - 30 .....	71	0.13
91 = NEVER USED CRACK .....	54665	97.38
93 = DID NOT USE CRACK PAST MONTH.....	1400	2.49

(CR30EST, CRKUS30A)

I12CRKFM

Len : 1 CRACK FREQUENCY PAST MONTH - IMPUTATION INDICATOR

	Freq	Pct
1 = Questionnaire data .....	70	0.12
3 = Statistically imputed data.....	37	0.07
9 = LEGITIMATE SKIP - NOT A LIFETIME/PAST MONTH USER .....	56029	99.81

(CR30EST, CRKUS30A)

I12CRKFM

Len : 1 CRACK FREQUENCY PAST MONTH - DETAILED IMPUTATION INDICATOR

	Freq	Pct
1 = Questionnaire data .....	70	0.12
3 = Statistically imputed data - lifetime use imputed .....	24	0.04
4 = Statistically imputed data - lifetime use known.....	13	0.02
9 = LEGITIMATE SKIP - NOT A LIFETIME/PAST MONTH USER .....	56029	99.81

(HER30USE, HR30EST)

IRHERFM

Len : 2 HEROIN FREQUENCY PAST MONTH - IMPUTATION REVISED

	Freq	Pct
RANGE = 1 - 30 .....	76	0.14
91 = NEVER USED HEROIN.....	55164	98.27
93 = DID NOT USE HEROIN PAST MONTH.....	896	1.60

PAST MONTH FREQUENCY OF USE

(HER30USE, HR30EST)

<u>IHERFM</u>	Len : 1 HEROIN FREQUENCY PAST MONTH - IMPUTATION INDICATOR		
		<b>Freq</b>	<b>Pct</b>
	1 = Questionnaire data .....	71	0.13
	3 = Statistically imputed data .....	46	0.08
	9 = LEGITIMATE SKIP - NOT A LIFETIME/PAST MONTH USER .....	56019	99.79

(HER30USE, HR30EST)

<u>I2HERFM</u>	Len : 1 HEROIN FREQ PAST MONTH - DETAILED IMPUTATION INDICATOR		
		<b>Freq</b>	<b>Pct</b>
	1 = Questionnaire data .....	71	0.13
	3 = Statistically imputed data - lifetime use imputed .....	30	0.05
	4 = Statistically imputed data - lifetime use known.....	16	0.03
	9 = LEGITIMATE SKIP - NOT A LIFETIME/PAST MONTH USER .....	56019	99.79

(HALLUC30E, HALLUC30N)

<u>IRHALLUC30N</u>	Len : 2 HALLUCINOGEN FREQUENCY PAST MONTH - IMPUTATION REVISED		
		<b>Freq</b>	<b>Pct</b>
	RANGE = 1 - 30 .....	509	0.91
	91 = NEVER USED HALLUCINOGENS .....	47939	85.40
	93 = DID NOT USE HALLUCINOGENS PAST MONTH .....	7688	13.70

(HALLUC30E, HALLUC30N)

<u>IHALLUC30N</u>	Len : 1 HALLUCINOGEN FREQUENCY PAST MONTH - IMPUTATION INDICATOR		
		<b>Freq</b>	<b>Pct</b>
	1 = Questionnaire data .....	455	0.81
	3 = Statistically imputed data - lifetime use imputed .....	245	0.44
	4 = Statistically imputed data - lifetime use known.....	236	0.42
	9 = LEGITIMATE SKIP - NOT A LIFETIME/PAST MONTH USER .....	55200	98.33

(INHAL30ES, INHAL30N)

<u>IRINHAL30N</u>	Len : 2 INHALANT FREQUENCY PAST MONTH - IMPUTATION REVISED		
		<b>Freq</b>	<b>Pct</b>
	RANGE = 1 - 30 .....	210	0.37
	91 = NEVER USED INHALANTS .....	50751	90.41
	93 = DID NOT USE INHALANTS PAST MONTH .....	5175	9.22

(INHAL30ES, INHAL30N)

<u>IINHAL30N</u>	Len : 1 INHALANT FREQUENCY PAST MONTH - IMPUTATION INDICATOR		
		<b>Freq</b>	<b>Pct</b>
	1 = Questionnaire data .....	173	0.31
	2 = Logically assigned data .....	8	0.01
	3 = Statistically imputed data - lifetime use imputed .....	130	0.23
	4 = Statistically imputed data - lifetime use known.....	210	0.37
	9 = LEGITIMATE SKIP - NOT A LIFETIME/PAST MONTH USER .....	55615	99.07

(METHAM30E, METHAM30N)

<u>IRMETHAM30N</u>	Len : 2 METHAMPHETAMINE FREQUENCY PAST MONTH - IMPUTATION REVISED		
		<b>Freq</b>	<b>Pct</b>
	RANGE = 1 - 30 .....	229	0.41
	91 = NEVER USED METHAMPHETAMINE .....	53586	95.46
	93 = DID NOT USE METHAMPHETAMINE PAST MONTH .....	2321	4.13

(METHAM30E, METHAM30N)

<u>IMETHAM30N</u>	Len : 1 METHAMPHETAMINE FREQUENCY PAST MONTH - IMPUTATION INDICATOR		
		<b>Freq</b>	<b>Pct</b>
	1 = Questionnaire data .....	217	0.39
	2 = Logically assigned data .....	2	0.00
	3 = Statistically imputed data - lifetime use imputed .....	63	0.11
	4 = Statistically imputed data - lifetime use known.....	28	0.05
	9 = LEGITIMATE SKIP - NOT A LIFETIME/PAST MONTH USER .....	55826	99.45

PAST MONTH FREQUENCY OF USE

(PNRNM30ES, PNRNM30FQ)

IRPNRNM30FQ Len : 2 PAIN RELIEVERS MISUSE FREQ PAST MONTH - IMPUTATION REVISED

	Freq	Pct
RANGE = 1 - 30.....	583	1.04
91 = NEVER MISUSED PAIN RELIEVERS.....	50881	90.64
93 = DID NOT MISUSE PAIN RELIEVERS PAST MONTH.....	4672	8.32

(PNRNM30ES, PNRNM30FQ)

IPNRNM30FQ Len : 1 PAIN RELIEVERS MISUSE FREQ PAST MONTH - IMPUTATION INDICATOR

	Freq	Pct
1 = Questionnaire data.....	557	0.99
2 = Logically assigned data.....	13	0.02
3 = Statistically imputed data - lifetime misuse imputed.....	195	0.35
4 = Statistically imputed data - lifetime misuse known.....	45	0.08
9 = LEGITIMATE SKIP - NOT A LIFETIME/PAST MONTH MISUSER.....	55326	98.56

(TRQNM30ES, TRQNM30FQ)

IRTRQNM30FQ Len : 2 TRANQUILIZERS MISUSE FREQ PAST MONTH - IMPUTATION REVISED

	Freq	Pct
RANGE = 1 - 30.....	374	0.67
91 = NEVER MISUSED TRANQUILIZERS.....	53745	95.74
93 = DID NOT MISUSE TRANQUILIZERS PAST MONTH.....	2017	3.59

(TRQNM30ES, TRQNM30FQ)

IIRTRQNM30FQ Len : 1 TRANQUILIZERS MISUSE FREQ PAST MONTH - IMPUTATION INDICATOR

	Freq	Pct
1 = Questionnaire data.....	367	0.65
2 = Logically assigned data.....	2	0.00
3 = Statistically imputed data - lifetime misuse imputed.....	153	0.27
4 = Statistically imputed data - lifetime misuse known.....	10	0.02
9 = LEGITIMATE SKIP - NOT A LIFETIME/PAST MONTH MISUSER.....	55604	99.05

(STMNM30ES, STMNM30FQ)

IRSTMNM30FQ Len : 2 STIMULANTS MISUSE FREQUENCY PAST MONTH - IMPUTATION REVISED

	Freq	Pct
RANGE = 1 - 30.....	421	0.75
91 = NEVER MISUSED STIMULANTS.....	53354	95.04
93 = DID NOT MISUSE STIMULANTS PAST MONTH.....	2361	4.21

(STMNM30ES, STMNM30FQ)

IIRSTMNM30FQ Len : 1 STIMULANTS MISUSE FREQ PAST MONTH - IMPUTATION INDICATOR

	Freq	Pct
1 = Questionnaire data.....	415	0.74
2 = Logically assigned data.....	4	0.01
3 = Statistically imputed data - lifetime misuse imputed.....	142	0.25
4 = Statistically imputed data - lifetime misuse known.....	11	0.02
9 = LEGITIMATE SKIP - NOT A LIFETIME/PAST MONTH MISUSER.....	55564	98.98

(SEDNM30ES, SEDNM30FQ)

IRSEDNM30FQ Len : 2 SEDATIVES MISUSE FREQUENCY PAST MONTH - IMPUTATION REVISED

	Freq	Pct
RANGE = 1 - 30.....	59	0.11
91 = NEVER MISUSED SEDATIVES.....	55087	98.13
93 = DID NOT MISUSE SEDATIVES PAST MONTH.....	990	1.76

(SEDNM30ES, SEDNM30FQ)

IIRSEDNM30FQ Len : 1 SEDATIVES MISUSE FREQUENCY PAST MONTH - IMPUTATION INDICATOR

	Freq	Pct
1 = Questionnaire data.....	54	0.10
2 = Logically assigned data.....	1	0.00
3 = Statistically imputed data - lifetime misuse imputed.....	166	0.30
4 = Statistically imputed data - lifetime misuse known.....	7	0.01
9 = LEGITIMATE SKIP - NOT A LIFETIME/PAST MONTH MISUSER.....	55908	99.59

AGE/DATE OF FIRST DRUG USE

AGE/DATE OF FIRST DRUG USE

(CIGTRY)  
IRCIGAGE

Len : 3	CIGARETTE AGE OF FIRST USE - IMPUTATION REVISED		
	RANGE = 1 - 65 .....	<b>Freq</b>	<b>Pct</b>
	991 = NEVER USED.....	25671	45.73
		30465	54.27

(CIGTRY)  
IICIGAGE

Len : 1	CIGARETTE AGE OF FIRST USE - IMPUTATION INDICATOR		
	1 = Questionnaire data .....	<b>Freq</b>	<b>Pct</b>
	2 = Logically assigned data.....	25337	45.14
	3 = Statistically imputed data.....	20	0.04
	9 = LEGITIMATE SKIP - NOT A LIFETIME USER.....	314	0.56
		30465	54.27

(CIGYFU, IRCIGAGE)  
IRCIGYFU

Len : 4	CIGARETTE YEAR OF FIRST USE - IMPUTATION REVISED		
	RANGE = 1936 - 2019 .....	<b>Freq</b>	<b>Pct</b>
	9999 = NEVER USED.....	25671	45.73
		30465	54.27

(CIGYFU, IRCIGAGE)  
IICIGYFU

Len : 1	CIGARETTE YEAR OF FIRST USE - IMPUTATION INDICATOR		
	1 = Questionnaire data .....	<b>Freq</b>	<b>Pct</b>
	2 = Logically assigned data.....	1086	1.93
	3 = Statistically imputed data.....	1	0.00
	9 = LEGITIMATE SKIP - NOT A LIFETIME USER.....	24584	43.79
		30465	54.27

(CIGAGE)  
IRCDUAGE

Len : 3	DAILY CIGARETTE AGE OF FIRST USE - IMPUTATION REVISED		
	RANGE = 1 - 79 .....	<b>Freq</b>	<b>Pct</b>
	991 = NEVER USED.....	13186	23.49
	993 = NEVER A DAILY USER.....	30465	54.27
		12485	22.24

(CIGAGE)  
IICDUAGE

Len : 1	DAILY CIGARETTE AGE OF FIRST USE - IMPUTATION INDICATOR		
	1 = Questionnaire data .....	<b>Freq</b>	<b>Pct</b>
	3 = Statistically imputed data.....	13082	23.30
	9 = LEGITIMATE SKIP - NOT A LIFETIME/DAILY CIG USER.....	112	0.20
		42942	76.50

(CIGDLYFU, IRCDUAGE)  
IRCD2YFU

Len : 4	DAILY CIGARETTE YFU - USING CIGDLYFU - IMPUTATION REVISED		
	RANGE = 1940 - 2019 .....	<b>Freq</b>	<b>Pct</b>
	9993 = NEVER A DAILY USER.....	13186	23.49
	9999 = NEVER USED.....	12485	22.24
		30465	54.27

(CIGDLYFU, IRCDUAGE)  
IICD2YFU

Len : 1	DAILY CIGARETTE YEAR OF FIRST USE - IMPUTATION INDICATOR		
	1 = Questionnaire data .....	<b>Freq</b>	<b>Pct</b>
	3 = Statistically imputed data.....	320	0.57
	9 = LEGITIMATE SKIP - NOT A LIFETIME/DAILY CIG USER.....	12874	22.93
		42942	76.50

(CIGARTRY)  
IRCGRAGE

Len : 3	CIGAR AGE OF FIRST USE - IMPUTATION REVISED		
	RANGE = 1 - 85 .....	<b>Freq</b>	<b>Pct</b>
	991 = NEVER USED.....	15447	27.52
		40689	72.48

AGE/DATE OF FIRST DRUG USE

(CIGARTRY)  
IICGRAGE

Len : 1	CIGAR AGE OF FIRST USE - IMPUTATION INDICATOR		
		<b>Freq</b>	<b>Pct</b>
	1 = Questionnaire data .....	15134	26.96
	3 = Statistically imputed data.....	322	0.57
	9 = LEGITIMATE SKIP - NOT A LIFETIME USER.....	40680	72.47

(CIGARYFU, IRCGRAGE)  
IRCGRYFU

Len : 4	CIGAR YEAR OF FIRST USE - IMPUTATION REVISED		
		<b>Freq</b>	<b>Pct</b>
	RANGE = 1938 - 2019 .....	15447	27.52
	9999 = NEVER USED.....	40689	72.48

(CIGARYFU, IRCGRAGE)  
IICGRYFU

Len : 1	CIGAR YEAR OF FIRST USE - IMPUTATION INDICATOR		
		<b>Freq</b>	<b>Pct</b>
	1 = Questionnaire data .....	1203	2.14
	3 = Statistically imputed data.....	14253	25.39
	9 = LEGITIMATE SKIP - NOT A LIFETIME USER.....	40680	72.47

(SMKLSSTRY)  
IRSMKLSSTRY

Len : 3	SMOKELESS TOBACCO AGE OF FIRST USE - IMPUTATION REVISED		
		<b>Freq</b>	<b>Pct</b>
	RANGE = 1 - 81 .....	8529	15.19
	991 = NEVER USED.....	47607	84.81

(SMKLSSTRY)  
IISMKLSSTRY

Len : 1	SMOKELESS TOBACCO AGE OF FIRST USE - IMPUTATION INDICATOR		
		<b>Freq</b>	<b>Pct</b>
	1 = Questionnaire data .....	8348	14.87
	2 = Logically assigned data.....	2	0.00
	3 = Statistically imputed data.....	226	0.40
	9 = LEGITIMATE SKIP - NOT A LIFETIME USER.....	47560	84.72

(IRSMKLSSTRY, SMKLSSYFU)  
IRSMKLSSYFU

Len : 4	SMOKELESS TOBACCO YEAR OF FIRST USE - IMPUTATION REVISED		
		<b>Freq</b>	<b>Pct</b>
	RANGE = 1933 - 2019 .....	8529	15.19
	9999 = NEVER USED.....	47607	84.81

(IRSMKLSSTRY, SMKLSSYFU)  
IISMKLSSYFU

Len : 1	SMOKELESS TOBACCO YEAR OF FIRST USE - IMPUTATION INDICATOR		
		<b>Freq</b>	<b>Pct</b>
	1 = Questionnaire data .....	593	1.06
	3 = Statistically imputed data.....	7983	14.22
	9 = LEGITIMATE SKIP - NOT A LIFETIME USER.....	47560	84.72

(ALCTRY)  
IRALCAGE

Len : 3	ALCOHOL AGE OF FIRST USE - IMPUTATION REVISED		
		<b>Freq</b>	<b>Pct</b>
	RANGE = 1 - 69.....	40110	71.45
	991 = NEVER USED.....	16026	28.55

(ALCTRY)  
IIALCAGE

Len : 1	ALCOHOL AGE OF FIRST USE - IMPUTATION INDICATOR		
		<b>Freq</b>	<b>Pct</b>
	1 = Questionnaire data .....	39493	70.35
	3 = Statistically imputed data.....	635	1.13
	9 = LEGITIMATE SKIP - NOT A LIFETIME USER.....	16008	28.52

AGE/DATE OF FIRST DRUG USE

(ALCYFU, IRALCAGE)

IRALCYFU

Len : 4 ALCOHOL YEAR OF FIRST USE - IMPUTATION REVISED

	<b>Freq</b>	<b>Pct</b>
RANGE = 1934 - 2019 .....	40110	71.45
9999 = NEVER USED.....	16026	28.55

(ALCYFU, IRALCAGE)

IIRALCYFU

Len : 1 ALCOHOL YEAR OF FIRST USE - IMPUTATION INDICATOR

	<b>Freq</b>	<b>Pct</b>
1 = Questionnaire data .....	3319	5.91
3 = Statistically imputed data.....	36809	65.57
9 = LEGITIMATE SKIP - NOT A LIFETIME USER.....	16008	28.52

(MJAGE)

IRMJAGE

Len : 3 MARIJUANA AGE OF FIRST USE - IMPUTATION REVISED

	<b>Freq</b>	<b>Pct</b>
RANGE = 1 - 82 .....	24796	44.17
991 = NEVER USED.....	31340	55.83

(MJAGE)

IIMJAGE

Len : 1 MARIJUANA AGE OF FIRST USE - IMPUTATION INDICATOR

	<b>Freq</b>	<b>Pct</b>
1 = Questionnaire data .....	24559	43.75
3 = Statistically imputed data.....	265	0.47
9 = LEGITIMATE SKIP - NOT A LIFETIME USER.....	31312	55.78

(IRMJAGE, MJYFU)

IRMJYFU

Len : 4 MARIJUANA YEAR OF FIRST USE - IMPUTATION REVISED

	<b>Freq</b>	<b>Pct</b>
RANGE = 1946 - 2019 .....	24796	44.17
9999 = NEVER USED.....	31340	55.83

(IRMJAGE, MJYFU)

IIRMJYFU

Len : 1 MARIJUANA YEAR OF FIRST USE - IMPUTATION INDICATOR

	<b>Freq</b>	<b>Pct</b>
1 = Questionnaire data .....	2026	3.61
3 = Statistically imputed data.....	22798	40.61
9 = LEGITIMATE SKIP - NOT A LIFETIME USER.....	31312	55.78

(COCAGE)

IRCOAGE

Len : 3 COCAINE AGE OF FIRST USE - IMPUTATION REVISED

	<b>Freq</b>	<b>Pct</b>
RANGE = 1 - 72 .....	6617	11.79
991 = NEVER USED.....	49519	88.21

(COCAGE)

IIRCOAGE

Len : 1 COCAINE AGE OF FIRST USE - IMPUTATION INDICATOR

	<b>Freq</b>	<b>Pct</b>
1 = Questionnaire data .....	6472	11.53
2 = Logically assigned data.....	81	0.14
3 = Statistically imputed data.....	81	0.14
9 = LEGITIMATE SKIP - NOT A LIFETIME USER.....	49502	88.18

(COCYFU, IRCOAGE)

IRCOCYFU

Len : 4 COCAINE YEAR OF FIRST USE - IMPUTATION REVISED

	<b>Freq</b>	<b>Pct</b>
RANGE = 1956 - 2019 .....	6617	11.79
9999 = NEVER USED.....	49519	88.21

AGE/DATE OF FIRST DRUG USE

(COCYFU, IRCOCAGE)

IICOCYFU

Len : 1 COCAINE YEAR OF FIRST USE - IMPUTATION INDICATOR

	Freq	Pct
1 = Questionnaire data .....	411	0.73
3 = Statistically imputed data.....	6223	11.09
9 = LEGITIMATE SKIP - NOT A LIFETIME USER.....	49502	88.18

(CRKAGE)

IRCRKAGE

Len : 3 CRACK AGE OF FIRST USE - IMPUTATION REVISED

	Freq	Pct
RANGE = 5 - 64 .....	1471	2.62
991 = NEVER USED.....	54665	97.38

(CRKAGE)

IRCRKAGE

Len : 1 CRACK AGE OF FIRST USE - IMPUTATION INDICATOR

	Freq	Pct
1 = Questionnaire data .....	1460	2.60
3 = Statistically imputed data.....	33	0.06
9 = LEGITIMATE SKIP - NOT A LIFETIME USER.....	54643	97.34

(CRKYFU, IRCRKAGE)

IRCRKYFU

Len : 4 CRACK YEAR OF FIRST USE - IMPUTATION REVISED

	Freq	Pct
RANGE = 1965 - 2019 .....	1471	2.62
9999 = NEVER USED.....	54665	97.38

(CRKYFU, IRCRKAGE)

IRCRKYFU

Len : 1 CRACK YEAR OF FIRST USE - IMPUTATION INDICATOR

	Freq	Pct
1 = Questionnaire data .....	36	0.06
3 = Statistically imputed data.....	1457	2.60
9 = LEGITIMATE SKIP - NOT A LIFETIME USER.....	54643	97.34

(HERAGE)

IRHERAGE

Len : 3 HEROIN AGE OF FIRST USE - IMPUTATION REVISED

	Freq	Pct
RANGE = 2 - 70 .....	972	1.73
991 = NEVER USED.....	55164	98.27

(HERAGE)

IRHERAGE

Len : 1 HEROIN AGE OF FIRST USE - IMPUTATION INDICATOR

	Freq	Pct
1 = Questionnaire data .....	960	1.71
3 = Statistically imputed data.....	41	0.07
9 = LEGITIMATE SKIP - NOT A LIFETIME USER.....	55135	98.22

(HERYFU, IRHERAGE)

IRHERYFU

Len : 4 HEROIN YEAR OF FIRST USE - IMPUTATION REVISED

	Freq	Pct
RANGE = 1954 - 2019 .....	972	1.73
9999 = NEVER USED.....	55164	98.27

(HERYFU, IRHERAGE)

IRHERYFU

Len : 1 HEROIN YEAR OF FIRST USE - IMPUTATION INDICATOR

	Freq	Pct
1 = Questionnaire data .....	26	0.05
3 = Statistically imputed data.....	975	1.74
9 = LEGITIMATE SKIP - NOT A LIFETIME USER.....	55135	98.22

(HALLUCAGE)

IRHALLUCAGE

Len : 3 HALLUCINOGEN AGE OF FIRST USE - IMPUTATION REVISED

	Freq	Pct
RANGE = 1 - 73 .....	8197	14.60
991 = NEVER USED.....	47939	85.40

AGE/DATE OF FIRST DRUG USE

(HALLUCAGE)  
IHALLUCAGE

Len : 1	HALLUCINOGEN AGE OF FIRST USE - IMPUTATION INDICATOR		
		<b>Freq</b>	<b>Pct</b>
	1 = Questionnaire data .....	7945	14.15
	2 = Logically assigned data.....	108	0.19
	3 = Statistically imputed data.....	376	0.67
	9 = LEGITIMATE SKIP - NOT A LIFETIME USER.....	47707	84.98

(HALLUCYFU, IRHALLUCAGE)  
IRHALLUCYFU

Len : 4	HALLUCINOGEN YEAR OF FIRST USE - IMPUTATION REVISED		
		<b>Freq</b>	<b>Pct</b>
	RANGE = 1954 - 2019 .....	8197	14.60
	9999 = NEVER USED.....	47939	85.40

(HALLUCYFU, IRHALLUCAGE)  
IHALLUCYFU

Len : 1	HALLUCINOGEN YEAR OF FIRST USE - IMPUTATION INDICATOR		
		<b>Freq</b>	<b>Pct</b>
	1 = Questionnaire data .....	679	1.21
	2 = Logically assigned data.....	7	0.01
	3 = Statistically imputed data.....	7743	13.79
	9 = LEGITIMATE SKIP - NOT A LIFETIME USER.....	47707	84.98

(LSDAGE)  
IRLSDAGE

Len : 3	LSD AGE OF FIRST USE - IMPUTATION REVISED		
		<b>Freq</b>	<b>Pct</b>
	RANGE = 1 - 63 .....	4912	8.75
	991 = NEVER USED.....	51224	91.25

(LSDAGE)  
IILSDAGE

Len : 1	LSD AGE OF FIRST USE - IMPUTATION INDICATOR		
		<b>Freq</b>	<b>Pct</b>
	1 = Questionnaire data .....	4825	8.60
	2 = Logically assigned data.....	2	0.00
	3 = Statistically imputed data.....	140	0.25
	9 = LEGITIMATE SKIP - NOT A LIFETIME USER.....	51169	91.15

(IRLSDAGE, LSDYFU)  
IRLSDYFU

Len : 4	LSD YEAR OF FIRST USE - IMPUTATION REVISED		
		<b>Freq</b>	<b>Pct</b>
	RANGE = 1957 - 2019 .....	4912	8.75
	9999 = NEVER USED.....	51224	91.25

(IRLSDAGE, LSDYFU)  
IILSDYFU

Len : 1	LSD YEAR OF FIRST USE - IMPUTATION INDICATOR		
		<b>Freq</b>	<b>Pct</b>
	1 = Questionnaire data .....	469	0.84
	3 = Statistically imputed data.....	4498	8.01
	9 = LEGITIMATE SKIP - NOT A LIFETIME USER.....	51169	91.15

(PCPAGE)  
IRPCPAGE

Len : 3	PCP AGE OF FIRST USE - IMPUTATION REVISED		
		<b>Freq</b>	<b>Pct</b>
	RANGE = 8 - 48.....	730	1.30
	991 = NEVER USED.....	55406	98.70

(PCPAGE)  
IIPCAGE

Len : 1	PCP AGE OF FIRST USE - IMPUTATION INDICATOR		
		<b>Freq</b>	<b>Pct</b>
	1 = Questionnaire data .....	703	1.25
	3 = Statistically imputed data.....	88	0.16
	9 = LEGITIMATE SKIP - NOT A LIFETIME USER.....	55345	98.59



AGE/DATE OF FIRST DRUG USE

(IRPCPAGE, PCPYFU)

IRPCPYFU

Len : 4 PCP YEAR OF FIRST USE - IMPUTATION REVISED

	Freq	Pct
RANGE = 1963 - 2019 .....	730	1.30
9999 = NEVER USED.....	55406	98.70

(IRPCPAGE, PCPYFU)

IIPCPYFU

Len : 1 PCP YEAR OF FIRST USE - IMPUTATION INDICATOR

	Freq	Pct
1 = Questionnaire data .....	19	0.03
3 = Statistically imputed data.....	772	1.38
9 = LEGITIMATE SKIP - NOT A LIFETIME USER.....	55345	98.59

(ECSTMOAGE)

IIECSTMOAGE

Len : 3 ECSTASY AGE OF FIRST USE - IMPUTATION REVISED

	Freq	Pct
RANGE = 3 - 63 .....	4351	7.75
991 = NEVER USED.....	51785	92.25

(ECSTMOAGE)

IIECSTMOAGE

Len : 1 ECSTASY AGE OF FIRST USE - IMPUTATION INDICATOR

	Freq	Pct
1 = Questionnaire data .....	4289	7.64
3 = Statistically imputed data.....	128	0.23
9 = LEGITIMATE SKIP - NOT A LIFETIME USER.....	51719	92.13

(ECSTMOYFU, IIECSTMOAGE)

IIECSTMOYFU

Len : 4 ECSTASY YEAR OF FIRST USE - IMPUTATION REVISED

	Freq	Pct
RANGE = 1967 - 2019 .....	4351	7.75
9999 = NEVER USED.....	51785	92.25

(ECSTMOYFU, IIECSTMOAGE)

IIECSTMOYFU

Len : 1 ECSTASY YEAR OF FIRST USE - IMPUTATION INDICATOR

	Freq	Pct
1 = Questionnaire data .....	397	0.71
3 = Statistically imputed data.....	4020	7.16
9 = LEGITIMATE SKIP - NOT A LIFETIME USER.....	51719	92.13

(INHALAGE)

IINHALAGE

Len : 3 INHALANTS AGE OF FIRST USE - IMPUTATION REVISED

	Freq	Pct
RANGE = 1 - 60 .....	5385	9.59
991 = NEVER USED.....	50751	90.41

(INHALAGE)

IINHALAGE

Len : 1 INHALANTS AGE OF FIRST USE - IMPUTATION INDICATOR

	Freq	Pct
1 = Questionnaire data .....	4937	8.79
3 = Statistically imputed data.....	562	1.00
9 = LEGITIMATE SKIP - NOT A LIFETIME USER.....	50637	90.20

(INHALYFU, IINHALAGE)

IINHALYFU

Len : 4 INHALANTS YEAR OF FIRST USE - IMPUTATION REVISED

	Freq	Pct
RANGE = 1942 - 2019 .....	5385	9.59
9999 = NEVER USED.....	50751	90.41

(INHALYFU, IINHALAGE)

IINHALYFU

Len : 1 INHALANTS YEAR OF FIRST USE - IMPUTATION INDICATOR

	Freq	Pct
1 = Questionnaire data .....	430	0.77
3 = Statistically imputed data.....	5069	9.03
9 = LEGITIMATE SKIP - NOT A LIFETIME USER.....	50637	90.20

AGE/DATE OF FIRST DRUG USE

(METHAMAGE)  
IRMETHAMAGE

Len : 3	METHAMPHETAMINE AGE OF FIRST USE - IMPUTATION REVISED		
	RANGE = 1 - 70.....	<b>Freq</b>	<b>Pct</b>
	991 = NEVER USED.....	2550	4.54
		53586	95.46

(METHAMAGE)  
IMETHAMAGE

Len : 1	METHAMPHETAMINE AGE OF FIRST USE - IMPUTATION INDICATOR		
	1 = Questionnaire data.....	<b>Freq</b>	<b>Pct</b>
	3 = Statistically imputed data.....	2529	4.51
	9 = LEGITIMATE SKIP - NOT A LIFETIME USER.....	82	0.15
		53525	95.35

(IRMETHAMAGE, METHAMYFU)  
IRMETHAMYFU

Len : 4	METHAMPHETAMINE YEAR OF FIRST USE - IMPUTATION REVISED		
	RANGE = 1958 - 2019.....	<b>Freq</b>	<b>Pct</b>
	9999 = NEVER USED.....	2550	4.54
		53586	95.46

(IRMETHAMAGE, METHAMYFU)  
IMETHAMYFU

Len : 1	METHAMPHETAMINE YEAR OF FIRST USE - IMPUTATION INDICATOR		
	1 = Questionnaire data.....	<b>Freq</b>	<b>Pct</b>
	3 = Statistically imputed data.....	107	0.19
	9 = LEGITIMATE SKIP - NOT A LIFETIME USER.....	2504	4.46
		53525	95.35

The following eight variables pertain to past year initiation of prescription drugs. Past year initiation of prescription drugs is defined as the misuse of the drug for the first time in the 12 months prior to the date of the interview.

(PNRNMINIT)  
IRPNRNMINIT

Len : 2	PAST YR INITIATE PAIN RELIEVERS MISUSE - IMPUTATION REVISED		
	1 = Past year initiate.....	<b>Freq</b>	<b>Pct</b>
	2 = Not a past year initiate.....	445	0.79
	91 = NEVER MISUSED.....	1735	3.09
	93 = NO PAST YEAR MISUSE.....	50881	90.64
		3075	5.48

(PNRNMINIT)  
IPNRNMINIT

Len : 2	PAST YR INITIATE PAIN RELIEVER MISUSE - IMPUTATION INDICATOR		
	1 = Questionnaire Data.....	<b>Freq</b>	<b>Pct</b>
	3 = Statistically imputed - recency known.....	55898	99.58
	4 = Statistically imputed - recency imputed.....	9	0.02
		229	0.41

(TRQNMINIT)  
IRTRQNMINIT

Len : 2	PAST YR INITIATE TRANQUILIZER MISUSE - IMPUTATION REVISED		
	1 = Past year initiate.....	<b>Freq</b>	<b>Pct</b>
	2 = Not a past year initiate.....	297	0.53
	91 = NEVER MISUSED.....	971	1.73
	93 = NO PAST YEAR MISUSE.....	53745	95.74
		1123	2.00

(TRQNMINIT)  
ITRQNMINIT

Len : 2	PAST YR INITIATE TRANQUILIZER MISUSE - IMPUTATION INDICATOR		
	1 = Questionnaire Data.....	<b>Freq</b>	<b>Pct</b>
	3 = Statistically imputed - recency known.....	55973	99.71
	4 = Statistically imputed - recency imputed.....	4	0.01
		159	0.28

AGE/DATE OF FIRST DRUG USE

(*STMNMINIT*)  
IRSTMNMINIT

Len : 2	PAST YR INITIATE STIMULANT MISUSE - IMPUTATION REVISED		
		<b>Freq</b>	<b>Pct</b>
	1 = Past year initiate.....	317	0.56
	2 = Not a past year initiate.....	1161	2.07
	91 = NEVER MISUSED.....	53354	95.04
	93 = NO PAST YEAR MISUSE.....	1304	2.32

(*STMNMINIT*)  
IISTMNMINIT

Len : 2	PAST YR INITIATE STIMULANT MISUSE - IMPUTATION INDICATOR		
		<b>Freq</b>	<b>Pct</b>
	1 = Questionnaire Data.....	55983	99.73
	3 = Statistically imputed - recency known.....	3	0.01
	4 = Statistically imputed - recency imputed.....	150	0.27

(*SEDNMINIT*)  
IRSEDNMINIT

Len : 2	PAST YR INITIATE SEDATIVE MISUSE - IMPUTATION REVISED		
		<b>Freq</b>	<b>Pct</b>
	1 = Past year initiate.....	56	0.10
	2 = Not a past year initiate.....	172	0.31
	91 = NEVER MISUSED.....	55087	98.13
	93 = NO PAST YEAR MISUSE.....	821	1.46

(*SEDNMINIT*)  
IISEDNMINIT

Len : 2	PAST YR INITIATE SEDATIVE MISUSE - IMPUTATION INDICATOR		
		<b>Freq</b>	<b>Pct</b>
	1 = Questionnaire Data.....	55962	99.69
	3 = Statistically imputed - recency known.....	2	0.00
	4 = Statistically imputed - recency imputed.....	172	0.31

NOTE: The following four variables pertain to the age and date of first misuse of pain relievers. Respondents who were past year initiates (IRPNRNMINIT=1), that is respondents who misused pain relievers for the first time in the 12 months prior to the date of the interview, are included in the domain. Respondents who are not past year initiates (IRPNRNMINIT ne 1) receive an appropriate skip code.

(*PNRNIMAGE, PNRNMYFU*)  
IRPNRNMYFU

Len : 4	PAIN RELIEVER YEAR OF FIRST MISUSE - IMPUTATION REVISED		
		<b>Freq</b>	<b>Pct</b>
	RANGE = 2018 - 2019.....	445	0.79
	9993 = NOT A PAST YEAR INITIATE.....	4810	8.57
	9999 = NEVER MISUSED.....	50881	90.64

(*PNRNIMAGE, PNRNMYFU*)  
IIPNRNMYFU

Len : 1	PAIN RELIEVER YEAR OF FIRST MISUSE - IMPUTATION INDICATOR		
		<b>Freq</b>	<b>Pct</b>
	1 = Questionnaire data.....	315	0.56
	3 = Statistically imputed data - Past year initiation imputed.....	238	0.42
	4 = Statistically imputed data - Past year initiation known.....	123	0.22
	9 = LEGITIMATE SKIP - NOT A PAST YEAR INITIATE.....	55460	98.80

(*IRPNRNMYFU, PNRNIMAGE*)  
IRPNRNIMAGE

Len : 3	PAIN RELIEVER AGE OF FIRST MISUSE - IMPUTATION REVISED		
		<b>Freq</b>	<b>Pct</b>
	RANGE = 11 - 88.....	445	0.79
	993 = NOT A PAST YEAR INITIATE.....	4810	8.57
	999 = NEVER MISUSED.....	50881	90.64

(*IRPNRNMYFU, PNRNIMAGE*)  
IIPNRNIMAGE

Len : 1	PAIN RELIEVER AGE OF FIRST MISUSE - IMPUTATION INDICATOR		
		<b>Freq</b>	<b>Pct</b>
	1 = Questionnaire data.....	317	0.56
	3 = Statistically imputed data - Past year initiation imputed.....	238	0.42
	4 = Statistically imputed data - Past year initiation known.....	121	0.22
	9 = LEGITIMATE SKIP - NOT A PAST YEAR INITIATE.....	55460	98.80

AGE/DATE OF FIRST DRUG USE

NOTE: The following four variables pertain to the age and date of first misuse of tranquilizers. Respondents who were past year initiates (IRTRQNMINIT=1), that is respondents who misused tranquilizers for the first time in the 12 months prior to the date of the interview, are included in the domain. Respondents who are not past year initiates (IRTRQNMINIT ne 1) receive an appropriate skip code.

(TRQNMA GE, TRQNM YFU)

IRTRQNM YFU Len : 4 TRANQUILIZER YEAR OF FIRST MISUSE - IMPUTATION REVISED

	Freq	Pct
RANGE = 2018 - 2019 .....	297	0.53
9993 = NOT A PAST YEAR INITIATE .....	2094	3.73
9999 = NEVER MISUSED .....	53745	95.74

(TRQNMA GE, TRQNM YFU)

IITRQNM YFU Len : 1 TRANQUILIZER YEAR OF FIRST MISUSE - IMPUTATION INDICATOR

	Freq	Pct
1 = Questionnaire data .....	270	0.48
3 = Statistically imputed data - Past year initiation imputed .....	163	0.29
4 = Statistically imputed data - Past year initiation known .....	19	0.03
9 = LEGITIMATE SKIP - NOT A PAST YEAR INITIATE .....	55684	99.19

(IRTRQNM YFU, TRQNMA GE)

IRTRQNM AGE Len : 3 TRANQUILIZER AGE OF FIRST MISUSE - IMPUTATION REVISED

	Freq	Pct
RANGE = 12 - 72 .....	297	0.53
993 = NOT A PAST YEAR INITIATE .....	2094	3.73
999 = NEVER MISUSED .....	53745	95.74

(IRTRQNM YFU, TRQNMA GE)

IITRQNM AGE Len : 1 TRANQUILIZER AGE OF FIRST MISUSE - IMPUTATION INDICATOR

	Freq	Pct
1 = Questionnaire data .....	271	0.48
3 = Statistically imputed data - Past year initiation imputed .....	163	0.29
4 = Statistically imputed data - Past year initiation known .....	18	0.03
9 = LEGITIMATE SKIP - NOT A PAST YEAR INITIATE .....	55684	99.19

NOTE: The following four variables pertain to the age and date of first misuse of stimulants. Respondents who were past year initiates (IRSTMNMINIT=1), that is respondents who misused stimulants for the first time in the 12 months prior to the date of the interview, are included in the domain. Respondents who are not past year initiates (IRSTMNMINIT ne 1) receive an appropriate skip code.

(STMNMA GE, STMNM YFU)

IRSTMNM YFU Len : 4 STIMULANTS YEAR OF FIRST MISUSE - IMPUTATION REVISED

	Freq	Pct
RANGE = 2018 - 2019 .....	317	0.56
9993 = NOT A PAST YEAR INITIATE .....	2465	4.39
9999 = NEVER MISUSED .....	53354	95.04

(STMNMA GE, STMNM YFU)

IISTMNM YFU Len : 1 STIMULANTS YEAR OF FIRST MISUSE - IMPUTATION INDICATOR

	Freq	Pct
1 = Questionnaire data .....	301	0.54
3 = Statistically imputed data - Past year initiation imputed .....	153	0.27
4 = Statistically imputed data - Past year initiation known .....	12	0.02
9 = LEGITIMATE SKIP - NOT A PAST YEAR INITIATE .....	55670	99.17

(IRSTMNM YFU, STMNMA GE)

IRSTMNM AGE Len : 3 STIMULANTS AGE OF FIRST MISUSE - IMPUTATION REVISED

	Freq	Pct
RANGE = 11 - 69 .....	317	0.56
993 = NOT A PAST YEAR INITIATE .....	2465	4.39
999 = NEVER MISUSED .....	53354	95.04

AGE/DATE OF FIRST DRUG USE

(IRSTMNMIFU, STMNIMAGE)

IRSTMNMAGE Len : 1 STIMULANTS AGE OF FIRST MISUSE - IMPUTATION INDICATOR

	Freq	Pct
1 = Questionnaire data .....	301	0.54
3 = Statistically imputed data - Past year initiation imputed .....	153	0.27
4 = Statistically imputed data - Past year initiation known.....	12	0.02
9 = LEGITIMATE SKIP - NOT A PAST YEAR INITIATE .....	55670	99.17

NOTE: The following four variables pertain to the age and date of first misuse of sedatives. Respondents who were past year initiates (IRSEDNMINIT=1), that is respondents who misused sedatives for the first time in the 12 months prior to the date of the interview, are included in the domain. Respondents who are not past year initiates (IRSEDNMINIT ne 1) receive an appropriate skip code.

(SEDNIMAGE, SEDNMIFU)

IRSEDNMIFU Len : 4 SEDATIVES YEAR OF FIRST MISUSE - IMPUTATION REVISED

	Freq	Pct
RANGE = 2018 - 2019 .....	56	0.10
9993 = NOT A PAST YEAR INITIATE .....	993	1.77
9999 = NEVER MISUSED.....	55087	98.13

(SEDNIMAGE, SEDNMIFU)

ISEDNMIFU Len : 1 SEDATIVES YEAR OF FIRST MISUSE - IMPUTATION INDICATOR

	Freq	Pct
1 = Questionnaire data .....	46	0.08
3 = Statistically imputed data - Past year initiation imputed .....	174	0.31
4 = Statistically imputed data - Past year initiation known.....	7	0.01
9 = LEGITIMATE SKIP - NOT A PAST YEAR INITIATE .....	55909	99.60

(IRSEDNMIFU, SEDNIMAGE)

IRSEDNIMAGE Len : 3 SEDATIVES AGE OF FIRST MISUSE - IMPUTATION REVISED

	Freq	Pct
RANGE = 13 - 66 .....	56	0.10
993 = NOT A PAST YEAR INITIATE .....	993	1.77
999 = NEVER MISUSED.....	55087	98.13

(IRSEDNMIFU, SEDNIMAGE)

ISEDNIMAGE Len : 1 SEDATIVES AGE OF FIRST MISUSE - IMPUTATION INDICATOR

	Freq	Pct
1 = Questionnaire data .....	46	0.08
3 = Statistically imputed data - Past year initiation imputed .....	174	0.31
4 = Statistically imputed data - Past year initiation known.....	7	0.01
9 = LEGITIMATE SKIP - NOT A PAST YEAR INITIATE .....	55909	99.60

RECODED DRUG USE

**RECODED DRUG USE**

NOTE: Certain source variables that were used to create recoded variables have valid values that might not have been reported or assigned for the current survey year. However, these values have been included in the general specifications in the codebook on how the recoded variables were created. See additional details about this issue in the Organization of the Data File section of this codebook introduction.

*(IRCIGRC)*  
CIGFLAG

Len : 1	RC-CIGARETTES - EVER USED		
	0 = Never used (IRCIGRC = 9) .....	<b>Freq</b>	<b>Pct</b>
	1 = Ever used (IRCIGRC = 1-4) .....	30465	54.27
		25671	45.73

*(IRCIGRC)*  
CIGYR

Len : 1	RC-CIGARETTES - PAST YEAR USE		
	0 = Did not use in the past year (IRCIGRC = 3,4,9) .....	<b>Freq</b>	<b>Pct</b>
	1 = Used within the past year (IRCIGRC = 1,2) .....	44282	78.88
		11854	21.12

*(IRCIGRC)*  
CIGMON

Len : 1	RC-CIGARETTES - PAST MONTH USE		
	0 = Did not use in the past month (IRCIGRC = 2-4,9) .....	<b>Freq</b>	<b>Pct</b>
	1 = Used within the past month (IRCIGRC = 1) .....	46901	83.55
		9235	16.45

*(IRCGRRC)*  
CGRFLAG

Len : 1	RC-CIGARS - EVER USED		
	0 = Never used (IRCGRRC = 9) .....	<b>Freq</b>	<b>Pct</b>
	1 = Ever used (IRCGRRC = 1-4) .....	40689	72.48
		15447	27.52

*(IRCGRRC)*  
CGRYR

Len : 1	RC-CIGARS - PAST YEAR USE		
	0 = Did not use in the past year (IRCGRRC = 3,4,9) .....	<b>Freq</b>	<b>Pct</b>
	1 = Used within the past year (IRCGRRC = 1,2) .....	50858	90.60
		5278	9.40

*(IRCGRRC)*  
CGRMON

Len : 1	RC-CIGARS - PAST MONTH USE		
	0 = Did not use in the past month (IRCGRRC = 2-4,9) .....	<b>Freq</b>	<b>Pct</b>
	1 = Used within the past month (IRCGRRC = 1) .....	53461	95.23
		2675	4.77

*(IRPIPLF)*  
PIPFLAG

Len : 1	RC-PIPES - EVER USED		
	0 = Never Used (IRPIPLF = 9) .....	<b>Freq</b>	<b>Pct</b>
	1 = Ever Used (IRPIPLF = 1) .....	51432	91.62
		4704	8.38

*(IRPIP MN)*  
PIPMON

Len : 1	RC-PIPES - PAST MONTH USE		
	0 = Did not use in the past month (IRPIP MN = 2,9) .....	<b>Freq</b>	<b>Pct</b>
	1 = Used within the past month (IRPIP MN = 1) .....	55650	99.13
		486	0.87

*(IRSMKLS SREC)*  
SMKLS SFLAG

Len : 1	RC-SMOKELESS TOBACCO - EVER USED		
	0 = Never Used (IRSMKLS SREC = 9) .....	<b>Freq</b>	<b>Pct</b>
	1 = Ever Used (IRSMKLS SREC = 1-4) .....	47607	84.81
		8529	15.19

RECODED DRUG USE

(IRSMKLSREC)  
SMKLSSYR

Len : 1	RC-SMOKELESS TOBACCO - PAST YEAR USE		
	0 = Did not use in the past year (IRSMKLSREC = 3,4,9) .....	<b>Freq</b>	<b>Pct</b>
	1 = Used within the past year (IRSMKLSREC = 1,2) .....	53228	94.82
		2908	5.18

(IRSMKLSREC)  
SMKLSSMON

Len : 1	RC-SMOKELESS TOBACCO - PAST MONTH USE		
	0 = Did not use in the past month (IRSMKLSREC= 2-4,9).....	<b>Freq</b>	<b>Pct</b>
	1 = Used within the past month (IRSMKLSREC = 1).....	54117	96.40
		2019	3.60

(CGRFLAG, CIGFLAG, PIPFLAG, SMKLSFLAG)  
TOBFLAG

Len : 1	RC-ANY TOBACCO - EVER USED		
	0 = Never Used (All source variables = 0).....	<b>Freq</b>	<b>Pct</b>
	1 = Ever Used (Any source variable = 1).....	26898	47.92
		29238	52.08

(CGRYR, CIGYR, PIPMON, SMKLSSYR)  
TOBYR

Len : 1	RC-ANY TOBACCO - PAST YEAR USE		
	0 = Did not use in the past year (All source variables = 0).....	<b>Freq</b>	<b>Pct</b>
	1 = Used within the past year (Any source variable = 1).....	40718	72.53
		15418	27.47

(CGRMON, CIGMON, PIPMON, SMKLSSMON)  
TOBMON

Len : 1	RC-ANY TOBACCO - PAST MONTH USE		
	0 = Did not use in the past month (All source variables = 0) .....	<b>Freq</b>	<b>Pct</b>
	1 = Used within the past month (Any source variable = 1) .....	44247	78.82
		11889	21.18

(IRALCRC)  
ALCFLAG

Len : 1	RC-ALCOHOL - EVER USED		
	0 = Never used (IRALCRC = 9) .....	<b>Freq</b>	<b>Pct</b>
	1 = Ever used (IRALCRC = 1-3).....	16026	28.55
		40110	71.45

(IRALCRC)  
ALCYR

Len : 1	RC-ALCOHOL - PAST YEAR USE		
	0 = Did not use in the past year (IRALCRC = 3,9) .....	<b>Freq</b>	<b>Pct</b>
	1 = Used within the past year (IRALCRC = 1,2) .....	22340	39.80
		33796	60.20

(IRALCRC)  
ALCMON

Len : 1	RC-ALCOHOL - PAST MONTH USE		
	0 = Did not use in the past month (IRALCRC = 2-3,9).....	<b>Freq</b>	<b>Pct</b>
	1 = Used within the past month (IRALCRC = 1).....	30794	54.86
		25342	45.14

(IRMJRC)  
MRJFLAG

Len : 1	RC-MARIJUANA - EVER USED		
	0 = Never used (IRMJRC = 9).....	<b>Freq</b>	<b>Pct</b>
	1 = Ever used (IRMJRC = 1-3).....	31340	55.83
		24796	44.17

(IRMJRC)  
MRJYR

Len : 1	RC-MARIJUANA - PAST YEAR USE		
	0 = Did not use in the past year (IRMJRC = 3,9).....	<b>Freq</b>	<b>Pct</b>
	1 = Used within the past year (IRMJRC = 1,2).....	43937	78.27
		12199	21.73

RECODED DRUG USE

*(IRMJRC)*  
MRJMOM

Len : 1	RC-MARIJUANA - PAST MONTH USE		
	0 = Did not use in the past month (IRMJRC = 2-3,9) .....	<b>Freq</b>	<b>Pct</b>
	1 = Used within the past month (IRMJRC = 1).....	48279	86.00
		7857	14.00

*(IRCOCRC)*  
COCFLAG

Len : 1	RC-COCAINE - EVER USED		
	0 = Never used (IRCOCRC = 9).....	<b>Freq</b>	<b>Pct</b>
	1 = Ever used (IRCOCRC = 1-3).....	49519	88.21
		6617	11.79

*(IRCOCRC)*  
COCYR

Len : 1	RC-COCAINE - PAST YEAR USE		
	0 = Did not use in the past year (IRCOCRC = 3,9).....	<b>Freq</b>	<b>Pct</b>
	1 = Used within the past year (IRCOCRC = 1,2).....	54799	97.62
		1337	2.38

*(IRCOCRC)*  
COCMON

Len : 1	RC-COCAINE - PAST MONTH USE		
	0 = Did not use in the past month (IRCOCRC = 2-3,9) .....	<b>Freq</b>	<b>Pct</b>
	1 = Used within the past month (IRCOCRC = 1).....	55672	99.17
		464	0.83

*(IRCRKRC)*  
CRKFLAG

Len : 1	RC-"CRACK" - EVER USED		
	0 = Never used (IRCRKRC = 9).....	<b>Freq</b>	<b>Pct</b>
	1 = Ever used (IRCRKRC = 1-3).....	54665	97.38
		1471	2.62

*(IRCRKRC)*  
CRKYR

Len : 1	RC-"CRACK" - PAST YEAR USE		
	0 = Did not use in the past year (IRCRKRC = 3,9).....	<b>Freq</b>	<b>Pct</b>
	1 = Used within the past year (IRCRKRC = 1,2).....	55991	99.74
		145	0.26

*(IRCRKRC)*  
CRKMON

Len : 1	RC-"CRACK" - PAST MONTH USE		
	0 = Did not use in the past month (IRCRKRC = 2-3,9) .....	<b>Freq</b>	<b>Pct</b>
	1 = Used within the past month (IRCRKRC = 1).....	56065	99.87
		71	0.13

*(IRHERRC)*  
HERFLAG

Len : 1	RC-HEROIN - EVER USED		
	0 = Never used (IRHERRC = 9).....	<b>Freq</b>	<b>Pct</b>
	1 = Ever used (IRHERRC = 1-3).....	55164	98.27
		972	1.73

*(IRHERRC)*  
HERYR

Len : 1	RC-HEROIN - PAST YEAR USE		
	0 = Did not use in the past year (IRHERRC = 3,9) .....	<b>Freq</b>	<b>Pct</b>
	1 = Used within the past year (IRHERRC = 1,2) .....	55974	99.71
		162	0.29

*(IRHERRC)*  
HERMON

Len : 1	RC-HEROIN - PAST MONTH USE		
	0 = Did not use in the past month (IRHERRC = 2-3,9).....	<b>Freq</b>	<b>Pct</b>
	1 = Used within the past month (IRHERRC = 1).....	56060	99.86
		76	0.14



RECODED DRUG USE

(IRHALLUCREC)  
HALLUCFLAG

Len : 1	RC-HALLUCINOGENS - EVER USED		
	0 = Never used (IRHALLUCREC = 9).....	<b>Freq</b>	<b>Pct</b>
	1 = Ever used (IRHALLUCREC = 1-3).....	47939	85.40
		8197	14.60

(IRHALLUCREC)  
HALLUCYR

Len : 1	RC-HALLUCINOGENS - PAST YEAR USE		
	0 = Did not use in the past year (IRHALLUCREC = 3,9).....	<b>Freq</b>	<b>Pct</b>
	1 = Used within the past year (IRHALLUCREC = 1,2).....	54344	96.81
		1792	3.19

(IRHALLUCREC)  
HALLUCMON

Len : 1	RC-HALLUCINOGENS - PAST MONTH USE		
	0 = Did not use in the past month (IRHALLUCREC= 2-3,9).....	<b>Freq</b>	<b>Pct</b>
	1 = Used within the past month (IRHALLUCREC = 1).....	55627	99.09
		509	0.91

(IRLSDRC)  
LSDFLAG

Len : 1	RC-LSD - EVER USED		
	0 = Never used (IRLSDRC = 9).....	<b>Freq</b>	<b>Pct</b>
	1 = Ever used (IRLSDRC = 1-3).....	51224	91.25
		4912	8.75

(IRLSDRC)  
LSDYR

Len : 1	RC-LSD - PAST YEAR USE		
	0 = Did not use in the past year (IRLSDRC = 3,9).....	<b>Freq</b>	<b>Pct</b>
	1 = Used within the past year (IRLSDRC = 1,2).....	55305	98.52
		831	1.48

(IRLSDRC)  
LSDMON

Len : 1	RC-LSD - PAST MONTH USE		
	0 = Did not use in the past month (IRLSDRC = 2-3,9).....	<b>Freq</b>	<b>Pct</b>
	1 = Used within the past month (IRLSDRC = 1).....	55948	99.67
		188	0.33

(IRPCPRC)  
PCPFLAG

Len : 1	RC-PCP - EVER USED		
	0 = Never used (IRPCPRC = 9).....	<b>Freq</b>	<b>Pct</b>
	1 = Ever used (IRPCPRC = 1-3).....	55406	98.70
		730	1.30

(IRPCPRC)  
PCPYR

Len : 1	RC-PCP - PAST YEAR USE		
	0 = Did not use in the past year (IRPCPRC = 3,9).....	<b>Freq</b>	<b>Pct</b>
	1 = Used within the past year (IRPCPRC = 1,2).....	56109	99.95
		27	0.05

(IRPCPRC)  
PCPMON

Len : 1	RC-PCP - PAST MONTH USE		
	0 = Did not use in the past month (IRPCPRC = 2-3,9).....	<b>Freq</b>	<b>Pct</b>
	1 = Used within the past month (IRPCPRC = 1).....	56132	99.99
		4	0.01

(IRECSTMOREC)  
ECSTMFLAG

Len : 1	RC-ECSTASY - EVER USED		
	0 = Never used (IRECSTMOREC = 9).....	<b>Freq</b>	<b>Pct</b>
	1 = Ever used (IRECSTMOREC = 1-3).....	51785	92.25
		4351	7.75

RECODED DRUG USE

*(IRECSTMOREC)*  
ECSTMOYR

Len : 1	RC-ECSTASY - PAST YEAR USE		
	0 = Did not use in the past year (IRECSTMOREC = 3,9).....	<b>Freq</b>	<b>Pct</b>
	1 = Used within the past year (IRECSTMOREC = 1,2).....	55406	98.70
		730	1.30

*(IRECSTMOREC)*  
ECSTMOMON

Len : 1	RC-ECSTASY - PAST MONTH USE		
	0 = Did not use in the past month (IRECSTMOREC= 2-3,9) .....	<b>Freq</b>	<b>Pct</b>
	1 = Used within the past month (IRECSTMOREC = 1) .....	55975	99.71
		161	0.29

*(IRDAMTFXREC)*  
DAMTFXFLAG

Len : 1	RC-DMT/AMT/FOXY - EVER USED		
	0 = Never used (IRDAMTFXREC = 9) .....	<b>Freq</b>	<b>Pct</b>
	1 = Ever used (IRDAMTFXREC = 1-3) .....	55397	98.68
		739	1.32

*(IRDAMTFXREC)*  
DAMTFXYR

Len : 1	RC-DMT/AMT/FOXY - PAST YEAR USE		
	0 = Did not use in the past year (IRDAMTFXREC = 3,9).....	<b>Freq</b>	<b>Pct</b>
	1 = Used within the past year (IRDAMTFXREC = 1,2).....	56008	99.77
		128	0.23

*(IRDAMTFXREC)*  
DAMTFXMON

Len : 1	RC-DMT/AMT/FOXY - PAST MONTH USE		
	0 = Did not use in the past month (IRDAMTFXREC= 2-3,9) .....	<b>Freq</b>	<b>Pct</b>
	1 = Used within the past month (IRDAMTFXREC = 1).....	56108	99.95
		28	0.05

*(IRKETMINREC)*  
KETMINFLAG

Len : 1	RC-KETAMINE - EVER USED		
	0 = Never used (IRKETMINREC = 9) .....	<b>Freq</b>	<b>Pct</b>
	1 = Ever used (IRKETMINREC = 1-3) .....	55364	98.62
		772	1.38

*(IRKETMINREC)*  
KETMINYR

Len : 1	RC-KETAMINE - PAST YEAR USE		
	0 = Did not use in the past year (IRKETMINREC = 3,9) .....	<b>Freq</b>	<b>Pct</b>
	1 = Used within the past year (IRKETMINREC = 1,2) .....	56014	99.78
		122	0.22

*(IRKETMINREC)*  
KETMINMON

Len : 1	RC-KETAMINE - PAST MONTH USE		
	0 = Did not use in the past month (IRKETMINREC= 2-3,9).....	<b>Freq</b>	<b>Pct</b>
	1 = Used within the past month (IRKETMINREC = 1).....	56101	99.94
		35	0.06

*(IRSALVIAREC)*  
SALVIAFLAG

Len : 1	RC-SALVIA - EVER USED		
	0 = Never used (IRSALVIAREC = 9) .....	<b>Freq</b>	<b>Pct</b>
	1 = Ever used (IRSALVIAREC = 1-3) .....	54965	97.91
		1171	2.09

*(IRSALVIAREC)*  
SALVIAAYR

Len : 1	RC-SALVIA - PAST YEAR USE		
	0 = Did not use in the past year (IRSALVIAREC = 3,9) .....	<b>Freq</b>	<b>Pct</b>
	1 = Used within the past year (IRSALVIAREC = 1,2) .....	56086	99.91
		50	0.09

RECODED DRUG USE

*(IRSALVIAREC)*  
SALVIAMON

Len : 1	RC-SALVIA - PAST MONTH USE		
		<b>Freq</b>	<b>Pct</b>
	0 = Did not use in the past month (IRSALVIAREC= 2-3,9).....	56123	99.98
	1 = Used within the past month (IRSALVIAREC = 1).....	13	0.02

*(IRINHALREC)*  
INHALFLAG

Len : 1	RC-INHALANTS - EVER USED		
		<b>Freq</b>	<b>Pct</b>
	0 = Never used (IRINHALREC = 9).....	50751	90.41
	1 = Ever used (IRINHALREC = 1-3) .....	5385	9.59

*(IRINHALREC)*  
INHLYR

Len : 1	RC-INHALANTS - PAST YEAR USE		
		<b>Freq</b>	<b>Pct</b>
	0 = Did not use in the past year (IRINHALREC = 3,9) .....	55412	98.71
	1 = Used within the past year (IRINHALREC = 1,2) .....	724	1.29

*(IRINHALREC)*  
INHMON

Len : 1	RC-INHALANTS - PAST MONTH USE		
		<b>Freq</b>	<b>Pct</b>
	0 = Did not use in the past month (IRINHALREC = 2-3,9).....	55926	99.63
	1 = Used within the past month (IRINHALREC = 1).....	210	0.37

*(IRMETHAMREC)*  
METHAMFLAG

Len : 1	RC-METHAMPHETAMINE - EVER USED		
		<b>Freq</b>	<b>Pct</b>
	0 = Never used (IRMETHAMREC = 9) .....	53586	95.46
	1 = Ever used (IRMETHAMREC = 1-3) .....	2550	4.54

*(IRMETHAMREC)*  
METHAMYR

Len : 1	RC-METHAMPHETAMINE - PAST YEAR USE		
		<b>Freq</b>	<b>Pct</b>
	0 = Did not use in the past year (IRMETHAMREC = 3,9) .....	55698	99.22
	1 = Used within the past year (IRMETHAMREC = 1,2) .....	438	0.78

*(IRMETHAMREC)*  
METHAMMON

Len : 1	RC-METHAMPHETAMINE - PAST MONTH USE		
		<b>Freq</b>	<b>Pct</b>
	0 = Did not use in the past month (IRMETHAMREC= 2-3,9).....	55907	99.59
	1 = Used within the past month (IRMETHAMREC = 1).....	229	0.41

NOTE: The following 13 variables refer to any use of prescription drugs. Any Use of prescription drugs is defined as either the use of one's own prescription medication as directed by a doctor or the misuse of prescription drugs. Misuse of prescription drugs is defined as use in any way not directed by a doctor, including use without a prescription of one's own medication; use in greater amounts, more often, or longer than told to take a drug; or use in any other way not directed by a doctor.

Due to potential underreporting of lifetime prescription drug use, users are cautioned against using the lifetime use or misuse of prescription pain relievers (ever used/ever misused) in analysis.

*(IRPNRANYREC)*  
PNRANYFLAG

Len : 1	RC-ANY PAIN RELIEVER - EVER USED		
		<b>Freq</b>	<b>Pct</b>
	0 = Never used (IRPNRANYREC = 9).....	27661	49.27
	1 = Ever used (IRPNRANYREC = 1-2) .....	28475	50.73

*(IRPNRANYREC)*  
PNRANYR

Len : 1	RC-ANY PAIN RELIEVER - PAST YEAR USE		
		<b>Freq</b>	<b>Pct</b>
	0 = Did not use in the past year (IRPNRANYREC = 2,9).....	41216	73.42
	1 = Used within the past year (IRPNRANYREC = 1) .....	14920	26.58

RECORDED DRUG USE

*(IROXCNANYR)*  
OXYCNANYR

Len : 1	RC-OXYCONTIN - PAST YEAR USE		
		<b>Freq</b>	<b>Pct</b>
	0 = Did not use in the past year (IROXCNANYR = 9) .....	54565	97.20
	1 = Used within the past year (IROXCNANYR = 1) .....	1571	2.80

Due to potential underreporting of lifetime prescription drug use, users are cautioned against using the lifetime use or misuse of prescription tranquilizers (ever used/ever misused) in analysis.

*(IRTRQANYREC)*  
TRQANYFLAG

Len : 1	RC-ANY TRANQUILIZERS - EVER USED		
		<b>Freq</b>	<b>Pct</b>
	0 = Never used (IRTRQANYREC = 9) .....	46285	82.45
	1 = Ever used (IRTRQANYREC = 1-2) .....	9851	17.55

*(IRTRQANYREC)*  
TRQANYR

Len : 1	RC-ANY TRANQUILIZERS - PAST YEAR USE		
		<b>Freq</b>	<b>Pct</b>
	0 = Did not use in the past year (IRTRQANYREC = 2,9) .....	50112	89.27
	1 = Used within the past year (IRTRQANYREC = 1) .....	6024	10.73

Due to potential underreporting of lifetime prescription drug use, users are cautioned against using the lifetime use or misuse of prescription stimulants (ever used/ever misused) in analysis.

*(IRSTMANYREC)*  
STMANYFLAG

Len : 1	RC-ANY STIMULANTS - EVER USED		
		<b>Freq</b>	<b>Pct</b>
	0 = Never used (IRSTMANYREC = 9) .....	48624	86.62
	1 = Ever used (IRSTMANYREC = 1-2) .....	7512	13.38

*(IRSTMANYREC)*  
STMANYR

Len : 1	RC-ANY STIMULANTS - PAST YEAR USE		
		<b>Freq</b>	<b>Pct</b>
	0 = Did not use in the past year (IRSTMANYREC = 2,9) .....	51469	91.69
	1 = Used within the past year (IRSTMANYREC = 1) .....	4667	8.31

Due to potential underreporting of lifetime prescription drug use, users are cautioned against using the lifetime use or misuse of prescription sedatives (ever used/ever misused) in analysis.

*(IRSEDANYREC)*  
SEDANYFLAG

Len : 1	RC-ANY SEDATIVES - EVER USED		
		<b>Freq</b>	<b>Pct</b>
	0 = Never used (IRSEDANYREC = 9) .....	50584	90.11
	1 = Ever used (IRSEDANYREC = 1-2) .....	5552	9.89

*(IRSEDANYREC)*  
SEDANYR

Len : 1	RC-ANY SEDATIVES - PAST YEAR USE		
		<b>Freq</b>	<b>Pct</b>
	0 = Did not use in the past year (IRSEDANYREC = 2,9) .....	53714	95.69
	1 = Used within the past year (IRSEDANYREC = 1) .....	2422	4.31

Due to potential underreporting of lifetime prescription drug use, users are cautioned against using the lifetime any use of tranquilizers or sedatives in analysis.

*(SEDANYFLAG, TRQANYFLAG)*  
TQSDANYFLG

Len : 1	RC-ANY TRANQUILIZERS OR SEDATIVES - EVER USED		
		<b>Freq</b>	<b>Pct</b>
	0 = Never used (Otherwise) .....	44036	78.45
	1 = Ever used (TRQANYFLAG=1 OR SEDANYFLAG=1) .....	12100	21.55

*(SEDANYR, TRQANYR)*  
TQSDANYR

Len : 1	RC-ANY TRANQUILIZERS OR SEDATIVES - PAST YEAR USE		
		<b>Freq</b>	<b>Pct</b>
	0 = Did not use in the past year (Otherwise) .....	48775	86.89
	1 = Used in the past year (TRQANYR=1 OR SEDANYR=1) .....	7361	13.11

RECODED DRUG USE

Due to potential underreporting of lifetime prescription drug use, users are cautioned against using the lifetime use or misuse of any prescription psychotherapeutics (ever used/ever misused) in analysis.

(PNRANYFLAG, SEDANYFLAG, STMANYFLAG, TRQANYFLAG)  
PSYANYFLAG Len : 1 RC-ANY PSYCHOTHERAPEUTICS - EVER USED

	Freq	Pct
0 = Never used (All source variables = 0).....	24437	43.53
1 = Ever used (Any source variable = 1).....	31699	56.47

(PNRANYR, SEDANYR, STMANYR, TRQANYR)  
PSYANYR Len : 1 RC-ANY PSYCHOTHERAPEUTICS - PAST YEAR USE

	Freq	Pct
0 = Did not use within pst year (All source variables = 0).....	36073	64.26
1 = Used in past year (Any source variable = 1).....	20063	35.74

NOTE: The following 22 variables refer to the misuse of prescription drugs. Misuse of prescription drugs is defined as use in any way not directed by a doctor, including use without a prescription of one's own medication; use in greater amounts, more often, or longer than told to take a drug; or use in any other way not directed by a doctor.

Due to potential underreporting of lifetime prescription drug use, users are cautioned against using the lifetime misuse of prescription pain relievers (ever misused) in analysis.

(IRPNRMREC)  
PNRNMFLAG Len : 1 RC-PAIN RELIEVERS - EVER MISUSED

	Freq	Pct
0 = Never misused (IRPNRMREC = 9).....	50881	90.64
1 = Ever misused (IRPNRMREC = 1-3).....	5255	9.36

(IRPNRMREC)  
PNRNMFR Len : 1 RC-PAIN RELIEVERS - PAST YEAR MISUSE

	Freq	Pct
0 = Did not misuse in the past year (IRPNRMREC = 3,9).....	53956	96.12
1 = Misused within the past year (IRPNRMREC = 1,2).....	2180	3.88

(IRPNRMREC)  
PNRNMFR Len : 1 RC-PAIN RELIEVERS - PAST MONTH MISUSE

	Freq	Pct
0 = Did not misuse in the pst mon (IRPNRMREC = 2-3,9).....	55553	98.96
1 = Misused within the past month (IRPNRMREC = 1).....	583	1.04

(IROXCNNMYR)  
OXYCANNMYR Len : 1 RC-OXYCONTIN - PAST YEAR MISUSE

	Freq	Pct
0 = Did not misuse in the past year (IROXCNNMYR = 9).....	55827	99.45
1 = Misused within the past year (IROXCNNMYR = 1).....	309	0.55

Due to potential underreporting of lifetime prescription drug use, users are cautioned against using the lifetime misuse of prescription tranquilizers (ever misused) in analysis.

(IRTRQNMREC)  
TRQNMFLAG Len : 1 RC-TRANQUILIZERS - EVER MISUSED

	Freq	Pct
0 = Never misused (IRTRQNMREC = 9).....	53745	95.74
1 = Ever misused (IRTRQNMREC = 1-3).....	2391	4.26

(IRTRQNMREC)  
TRQNMFR Len : 1 RC-TRANQUILIZERS - PAST YEAR MISUSE

	Freq	Pct
0 = Did not misuse in the past year (IRTRQNMREC = 3,9).....	54868	97.74
1 = Misused within the past year (IRTRQNMREC = 1,2).....	1268	2.26

RECODED DRUG USE

([IRTRQNMREC](#))  
[TRQNMMON](#)

Len : 1	RC-TRANQUILIZERS - PAST MONTH MISUSE		
	0 = Did not misuse in the pst mon (IRTRQNMREC = 2-3,9).....	<b>Freq</b>	<b>Pct</b>
	1 = Misused within the past month (IRTRQNMREC = 1).....	55762	99.33
		374	0.67

Due to potential underreporting of lifetime prescription drug use, users are cautioned against using the lifetime misuse of prescription stimulants (ever misused) in analysis.

([IRSTMNMREC](#))  
[STMNMFLAG](#)

Len : 1	RC-STIMULANTS - EVER MISUSED		
	0 = Never misused (IRSTMNMREC = 9).....	<b>Freq</b>	<b>Pct</b>
	1 = Ever misused (IRSTMNMREC = 1-3).....	53354	95.04
		2782	4.96

([IRSTMNMREC](#))  
[STMNMYR](#)

Len : 1	RC-STIMULANTS - PAST YEAR MISUSE		
	0 = Did not misuse in the past year (IRSTMNMREC = 3,9).....	<b>Freq</b>	<b>Pct</b>
	1 = Misused within the past year (IRSTMNMREC = 1,2).....	54658	97.37
		1478	2.63

([IRSTMNMREC](#))  
[STMNMMON](#)

Len : 1	RC-STIMULANTS - PAST MONTH MISUSE		
	0 = Did not misuse in the pst mon (IRSTMNMREC = 2-3,9).....	<b>Freq</b>	<b>Pct</b>
	1 = Misused within the past month (IRSTMNMREC = 1).....	55715	99.25
		421	0.75

Due to potential underreporting of lifetime prescription drug use, users are cautioned against using the lifetime misuse of prescription sedatives (ever misused) in analysis.

([IRSEDNMREC](#))  
[SEDNMFLAG](#)

Len : 1	RC-SEDATIVES - EVER MISUSED		
	0 = Never misused (IRSEDNMREC = 9).....	<b>Freq</b>	<b>Pct</b>
	1 = Ever misused (IRSEDNMREC = 1-3).....	55087	98.13
		1049	1.87

([IRSEDNMREC](#))  
[SEDNMYR](#)

Len : 1	RC-SEDATIVES - PAST YEAR MISUSE		
	0 = Did not misuse in the past year (IRSEDNMREC = 3,9).....	<b>Freq</b>	<b>Pct</b>
	1 = Misused within the past year (IRSEDNMREC = 1,2).....	55908	99.59
		228	0.41

([IRSEDNMREC](#))  
[SEDNMMON](#)

Len : 1	RC-SEDATIVES - PAST MONTH MISUSE		
	0 = Did not misuse in the pst mon (IRSEDNMREC = 2-3,9).....	<b>Freq</b>	<b>Pct</b>
	1 = Misused within the past month (IRSEDNMREC = 1).....	56077	99.89
		59	0.11

Due to potential underreporting of lifetime prescription drug use, users are cautioned against using the lifetime misuse of tranquilizers or sedatives (ever misused) in analysis.

([SEDNMFLAG](#), [TRQNMFLAG](#))  
[TQSDNMFLAG](#)

Len : 1	RC-TRANQUILIZERS OR SEDATIVES - EVER MISUSED		
	0 = Never misused (Otherwise).....	<b>Freq</b>	<b>Pct</b>
	1 = Ever misused (TRQNMFLAG=1 OR SEDNMFLAG=1).....	53343	95.02
		2793	4.98

([SEDNMYR](#), [TRQNMYP](#))  
[TQSDNMYR](#)

Len : 1	RC-TRANQUILIZERS OR SEDATIVES - PAST YEAR MISUSE		
	0 = Did not misuse in the past year (Otherwise).....	<b>Freq</b>	<b>Pct</b>
	1 = Misused in the past year (TRQNMYP=1 OR SEDNMYR=1).....	54723	97.48
		1413	2.52

RECODED DRUG USE

(*SEDNMMON, TRQNMMON*)

<u>TQSDNMMON</u>	Len : 1 RC-TRANQUILIZERS OR SEDATIVES - PAST MONTH MISUSE		
	0 = Did not misuse in the past month (Otherwise).....	<b>Freq</b>	<b>Pct</b>
	1 = Misused in the past month (TRQNMMON OR SEDNMMON=1).....	55722	99.26
		414	0.74

Due to potential underreporting of lifetime prescription drug use, users are cautioned against using the lifetime misuse of any prescription psychotherapeutics (ever misused) in analysis.

(*PNRNMFLAG, SEDNMFLAG, STMNMFLAG, TRQNMFLAG*)

<u>PSYCHFLAG</u>	Len : 1 RC-ANY PSYCHOTHERAPEUTICS - EVER MISUSED		
	0 = Never misused (All source variables = 0).....	<b>Freq</b>	<b>Pct</b>
	1 = Ever misused (Any source variable = 1).....	48848	87.02
		7288	12.98

(*PNRNMYR, SEDNMYR, STMNMYR, TRQNMYR*)

<u>PSYCHYR</u>	Len : 1 RC-ANY PSYCHOTHERAPEUTICS - PAST YEAR MISUSE		
	0 = Did not misuse within pst year (All source variables = 0).....	<b>Freq</b>	<b>Pct</b>
	1 = Misused in past year (Any source variable = 1).....	52171	92.94
		3965	7.06

(*PNRNMMON, SEDNMMON, STMNMMON, TRQNMMON*)

<u>PSYCHMON</u>	Len : 1 RC-ANY PSYCHOTHERAPEUTICS - PAST MONTH MISUSE		
	0 = Did not misuse in past month (All source variables = 0).....	<b>Freq</b>	<b>Pct</b>
	1 = Misused in past month (Any source variable = 1).....	54941	97.87
		1195	2.13

(*HERYR, PNRNMYR*)

<u>OPINMYR</u>	Len : 1 RC-OPIOIDS - PAST YEAR MISUSE		
	0 = Did not misuse in the past year (Otherwise).....	<b>Freq</b>	<b>Pct</b>
	1 = Misused in the past year (HERYR=1 or PNRNMYR=1).....	53896	96.01
		2240	3.99

(*HERMON, PNRNMMON*)

<u>OPINMMON</u>	Len : 1 RC-OPIOIDS - PAST MONTH MISUSE		
	0 = Did not misuse in the past month (Otherwise).....	<b>Freq</b>	<b>Pct</b>
	1 = Misused in the past month (HERMON=1 or PNRNMMON=1).....	55505	98.88
		631	1.12

(*HERYR, PNRNMYR*)

<u>HERPNRYR</u>	Len : 1 RC-HEROIN USE AND/OR PAIN RELIEVER MISUSE - PAST YEAR		
	1 = Heroin use and no pain rel misuse (HERYR=1 and PNRNMYR=0).....	<b>Freq</b>	<b>Pct</b>
	2 = Pain rel misuse and no heroin use (HERYR=0 and PNRNMYR=1).....	60	0.11
	3 = Heroin use and pain rel misuse (HERYR=1 and PNRNMYR=1).....	2078	3.70
	4 = No heroin use and no pain rel misuse (HERYR=0 and PNRNMYR=0).....	102	0.18
		53896	96.01

(*COCFLAG, HALLUCFLAG, HERFLAG, INHALFLAG, METHAMFLAG, MRJFLAG, PNRNMFLAG, SEDNMFLAG, STMNMFLAG, TRQNMFLAG*)

<u>ILLFLAG</u>	Len : 1 RC-ANY ILLICIT DRUG - EVER USED		
	0 = Never used (All source variables = 0).....	<b>Freq</b>	<b>Pct</b>
	1 = Ever used (Any source variable = 1).....	28639	51.02
		27497	48.98

(*COCYR, HALLUCYR, HERYR, INHALYR, METHAMYR, MRJYR, PNRNMYR, SEDNMYR, STMNMYR, TRQNMYR*)

<u>ILLYR</u>	Len : 1 RC-ANY ILLICIT DRUG - PAST YEAR USE		
	0 = Did not use in past year (All source variables = 0).....	<b>Freq</b>	<b>Pct</b>
	1 = Used in past year (Any source variable = 1).....	41854	74.56
		14282	25.44

RECODED DRUG USE

(COCMON, HALLUCMON, HERMON, INHALMON, METHAMMON, MRJMON, PNRNMMON, SEDNMMON, STMNMMON, TRQNMMON)

ILLMON Len : 1 RC-ANY ILLICIT DRUG - PAST MONTH USE

	Freq	Pct
0 = Did not use in past month (All source variables = 0) .....	47404	84.44
1 = Used in past month (Any source variable = 1) .....	8732	15.56

Due to potential underreporting of lifetime prescription drug use, users are cautioned against using the lifetime use of marijuana only variable in analysis. This variable may overestimate lifetime users of only marijuana.

(COCFLAG, HALLUCFLAG, HERFLAG, INHALFLAG, METHAMFLAG, MRJFLAG, PNRNMFLAG, SEDNMFLAG, STMNMFLAG, TRQNMFLAG)

MJONLYFLAG Len : 1 RC-MARIJUANA ONLY - EVER USED

	Freq	Pct
0 = Never used MJ/has used both MJ & anothr illet drug .....	43940	78.27
1 = Marijuana is only (illicit) drug ever used .....	12196	21.73

(COCYR, HALLUCYR, HERYR, INHALYR, METHAMYR, MRJYR, PNRNMYR, SEDNMYR, STMNMYR, TRQNMYYR)

MJONLYYR Len : 1 RC-MARIJUANA ONLY - PAST YEAR USE

	Freq	Pct
0 = MJ not used past yr/Used MJ & othr drug past yr.....	47808	85.16
1 = Marijuana is only (illicit) drug in past year .....	8328	14.84

(COCMON, HALLUCMON, HERMON, INHALMON, METHAMMON, MRJMON, PNRNMMON, SEDNMMON, STMNMMON, TRQNMMON)

MJONLYMON Len : 1 RC-MARIJUANA ONLY - PAST MONTH USE

	Freq	Pct
0 = MJ not used past mnth/Used MJ & othr drug past mo .....	49551	88.27
1 = Marijuana only (illicit) drug in past month .....	6585	11.73

Due to potential underreporting of lifetime prescription drug use, users are cautioned against using the lifetime use of illicit drugs other than marijuana variable in analysis. This caution does not apply to lifetime use of any illicit drug variable given it is dominated by lifetime marijuana use.

(COCFLAG, HALLUCFLAG, HERFLAG, INHALFLAG, METHAMFLAG, PSYCHFLAG)

ILLEMFLAG Len : 1 RC-ILLICIT DRUG OTHER THAN MARIJUANA - EVER USED

	Freq	Pct
0 = Never used drug/used only marijuana .....	40835	72.74
1 = Illicit drug except for marijuana are ever used .....	15301	27.26

(COCYR, HALLUCYR, HERYR, INHALYR, METHAMYR, PSYCHYR)

ILLEMYYR Len : 1 RC-ILLICIT DRUG OTHER THAN MARIJUANA - PAST YEAR

	Freq	Pct
0 = Never used drug/used only marijuana past year.....	50182	89.39
1 = Illicit drug except for marijuana used past year .....	5954	10.61

(COCMON, HALLUCMON, HERMON, INHALMON, METHAMMON, PSYCHMON)

ILLEMMON Len : 1 RC-ILLICIT DRUG OTHER THAN MARIJUANA-PAST MONTH

	Freq	Pct
0 = Never used drug/used only marijuana past month.....	53989	96.18
1 = Illicit drug except for marijuana used past month .....	2147	3.82

(IRCDUAGE)

CDUFLAG Len : 1 RC-CIGARETTES DAILY - EVER USED

	Freq	Pct
0 = Never Used/Never Used Daily (Otherwise).....	42950	76.51
1 = Ever Used (IRCDUAGE=1-90) .....	13186	23.49

(IRCIGFM)

DCIGMON Len : 1 RC-PAST MONTH DAILY CIGARETTE USE

	Freq	Pct
0 = Did Not Use Daily in Past Mon (IRCIGFM=1-29,91,93).....	51259	91.31
1 = Used Daily in the Past Month (IRCIGFM=30) .....	4877	8.69



RECODED DRUG USE

(CDUFLAG, CIGMON)

CDCGMO

Len : 1 RC-EVER USED CIG DAILY AND PAST MONTH CIG USE

	Freq	Pct
0 = No (Otherwise).....	48853	87.03
1 = Yes (CDUFLAG=1 and CIGMON=1).....	7283	12.97

(CDUFLAG, CIGMON)

CDNOCGMO

Len : 1 RC-EVER USED CIG DAILY AND NO PAST MONTH CIG USE

	Freq	Pct
0 = No (Otherwise).....	50233	89.48
1 = Yes (CDUFLAG=1 and CIGMON=0).....	5903	10.52

"Binge" Alcohol Use, BNGDRKMON, is defined as drinking five or more drinks on the same occasion for males or four or more drinks on the same occasion for females on at least one day in the past 30 days. For this variable, "occasion" means at the same time or within a couple hours of each other. Prior to 2015, "binge" alcohol use was defined as drinking five or more drinks on the same occasion for everyone, regardless of sex. Therefore, BNGDRKMON is comparable to the version of this variable created from 2002-2014, BINGEDRK, among males but not overall or among females.

(IRALCBNG30D)

BNGDRKMON

Len : 1 RC-BINGE ALCOHOL USE PAST 30 DAYS

	Freq	Pct
0 = Never/No "Binge" alc use (IRALCBNG30D = 0,91,93).....	42485	75.68
1 = "Binge" alcohol use (IRALCBNG30D = 1-30).....	13651	24.32

Heavy Alcohol Use, HVYDRKMON, is defined as drinking five or more drinks on the same occasion for males or four or more drinks on the same occasion for females on each of 5 or more days in the past 30 days. For this variable, "occasion" means at the same time or within a couple hours of each other. All Heavy Alcohol Users are also "Binge" Alcohol Users. Prior to 2015, heavy alcohol use was defined as drinking five or more drinks on the same occasion on each of 5 or more days in the past 30 days for everyone, regardless of sex. Therefore, HVYDRKMON is comparable to the version of this variable created from 2002-2014, HVYDRK2, among males but not overall or among females.

(IRALCBNG30D)

HVYDRKMON

Len : 1 RC-HEAVY ALCOHOL USE PAST 30 DAYS

	Freq	Pct
0 = Never/No heavy alc use (IRALCBNG30D = 0-4,91,93).....	52831	94.11
1 = Heavy alcohol use (IRALCBNG30D = 5-30).....	3305	5.89

(ALCFLAG, ILLFLAG, TOBFLAG)

ILTOBALCFG

Len : 1 RC-ILLCIT DRUG, TOBACCO PRD, OR ALCOHOL - EVER USED

	Freq	Pct
0 = No drug, tob, or alcohol lifetime use (Otherwise).....	12875	22.94
1 = Drg, tob or alc lifetime use (ILLFLAG, TOBFLAG or ALCFLAG=1).....	43261	77.06

(ALCYR, ILLYR, TOBYR)

ILTOBALCYR

Len : 1 RC-ILLCIT DRUG, TOBACCO PRD, OR ALCOHOL - PAST YEAR USE

	Freq	Pct
0 = No drug, tob, or alcohol past yr use (Otherwise).....	18377	32.74
1 = Drug, tob, or alcohol past yr use (ILLYR, TOBYR or ALCYR=1).....	37759	67.26

(ALCMON, ILLMON, TOBMON)

ILTOBALCMN

Len : 1 RC-ILLCIT DRUG, TOBACCO PRD, OR ALC - PAST MONTH USE

	Freq	Pct
0 = No drug, tob, or alc past mon use (Otherwise).....	25442	45.32
1 = Drug, tob, or alc past mon use (ILLMON, TOBMON or ALCMON=1).....	30694	54.68

(ALCMON, ILLMON)

ILLALCMON

Len : 1 RC-ILLCIT DRUG OR ALCOHOL - PAST MONTH USE

	Freq	Pct
0 = No drug or alc past mon use (Otherwise).....	28361	50.52
1 = Drug or alc past mon use (ILLMON=1 or ALCMON=1).....	27775	49.48

(ALCFLAG, TOBFLAG)

TOBALCFLG

Len : 1 RC-TOBACCO PRODUCT OR ALCOHOL - EVER USED

	Freq	Pct
0 = No tobacco or alcohol lifetime use (Otherwise).....	14331	25.53
1 = Tobacco or alcohol lifetime use (TOBFLAG=1 or ALCFLAG=1).....	41805	74.47

RECODED DRUG USE

(ALCYR, TOBYR)  
TOBALCYR

Len : 1	RC-TOBACCO PRODUCT OR ALCOHOL - PAST YEAR USE		
	0 = No tobacco or alcohol past yr use (Otherwise).....	<b>Freq</b>	<b>Pct</b>
	1 = Tobacco or alcohol past yr use (TOBYR=1 or ALCYR=1).....	19692	35.08
		36444	64.92

(ALCMON, TOBMON)  
TOBALCMN

Len : 1	RC-TOBACCO PRODUCT OR ALCOHOL - PAST MONTH USE		
	0 = No tob or alc past mon use (Otherwise).....	<b>Freq</b>	<b>Pct</b>
	1 = Tob or alc past mon use (TOBMON=1 or ALCMON=1).....	26828	47.79
		29308	52.21

(ALCYR, ILLYR)  
ILLANDALC

Len : 1	RC-ILLCIT DRUG AND ALCOHOL USE - PAST YEAR USE		
	0 = No drug or alc past year use (Otherwise).....	<b>Freq</b>	<b>Pct</b>
	1 = Drug and alc past year use (ILLYR=1 and ALCYR=1).....	43996	78.37
		12140	21.63

(ALCYR, ILLYR)  
ILLORALC

Len : 1	RC-ILLCIT DRUG OR ALCOHOL USE - PAST YEAR USE		
	0 = No drug and alc past year use (Otherwise).....	<b>Freq</b>	<b>Pct</b>
	1 = Drug or alc past year use (ILLYR=1 or ALCYR=1).....	20198	35.98
		35938	64.02

(ALCFLAG, ILLFLAG)  
ILLALCFLG

Len : 1	RC-ILLCIT DRUG OR ALCOHOL - EVER USED		
	0 = No drug or alc lifetime use (Otherwise).....	<b>Freq</b>	<b>Pct</b>
	1 = Drug or alc lifetime use (ILLFLAG=1 or ALCFLAG=1).....	13994	24.93
		42142	75.07

(PEYOTE)  
PEYOTE2

Len : 1	RC-EVER USED PEYOTE		
	0 = No/Unknown (Otherwise).....	<b>Freq</b>	<b>Pct</b>
	1 = Yes (PEYOTE=1,3).....	55394	98.68
		742	1.32

(MESC)  
MESC2

Len : 1	RC-EVER USED MESCALINE		
	0 = No/Unknown (Otherwise).....	<b>Freq</b>	<b>Pct</b>
	1 = Yes (MESC=1,3).....	55320	98.55
		816	1.45

(PSILCY)  
PSILCY2

Len : 1	RC-EVER USED PSILOCYBIN (MUSHROOMS)		
	0 = No/Unknown (Otherwise).....	<b>Freq</b>	<b>Pct</b>
	1 = Yes (PSILCY=1,3).....	51437	91.63
		4699	8.37

(AMYLNIT)  
AMYLNIT2

Len : 1	RC-EVER INHALED AMYL NITRITE, "POPPERS", RUSH, ETC.		
	0 = No/Unknown (Otherwise).....	<b>Freq</b>	<b>Pct</b>
	1 = Yes (AMYLNIT=1,3).....	55122	98.19
		1014	1.81

(CLEFLU)  
CLEFLU2

Len : 1	RC-EVER INHALED CORRECTION FLUID, DEGREASER, ETC.		
	0 = No/Unknown (Otherwise).....	<b>Freq</b>	<b>Pct</b>
	1 = Yes (CLEFLU=1,3).....	55816	99.43
		320	0.57

RECODED DRUG USE

*(GAS)*  
GAS2

Len : 1	RC-EVER INHALED GASOLINE OR LIGHTER FLUID		
	0 = No/Unknown (Otherwise).....	<b>Freq</b>	<b>Pct</b>
	1 = Yes (GAS=1,3).....	55400	98.69
		736	1.31

*(GLUE)*  
GLUE2

Len : 1	RC-EVER INHALED GLUE, SHOE POLISH, OR TOLUENE		
	0 = No/Unknown (Otherwise).....	<b>Freq</b>	<b>Pct</b>
	1 = Yes (GLUE=1,3).....	55403	98.69
		733	1.31

*(ETHER)*  
ETHER2

Len : 1	RC-EVER INHALED HALOTHANE, ETHER, OR OTHER ANESTHETIC		
	0 = No/Unknown (Otherwise).....	<b>Freq</b>	<b>Pct</b>
	1 = Yes (ETHER=1,3).....	56009	99.77
		127	0.23

*(SOLVENT)*  
SOLVENT2

Len : 1	RC-EVER INHALED LACQUER THINNER, OTHER PAINT SOLVENTS		
	0 = No/Unknown (Otherwise).....	<b>Freq</b>	<b>Pct</b>
	1 = Yes (SOLVENT=1,3).....	55829	99.45
		307	0.55

*(LGAS)*  
LGAS2

Len : 1	RC-EVER INHALED LIGHTER GASES (BUTANE, PROPANE)		
	0 = No/Unknown (Otherwise).....	<b>Freq</b>	<b>Pct</b>
	1 = Yes (LGAS=1,3).....	55922	99.62
		214	0.38

*(NITOXID)*  
NITOXID2

Len : 1	RC-EVER INHALED NITROUS OXIDE OR "WHIPPITS"		
	0 = No/Unknown (Otherwise).....	<b>Freq</b>	<b>Pct</b>
	1 = Yes (NITOXID=1,3).....	53891	96.00
		2245	4.00

*(FELTMARKR)*  
FELTMARKR2

Len : 1	RC-EVER USED FELT-TIP PENS/MARKERS TO GET HIGH		
	0 = No/Unknown (Otherwise).....	<b>Freq</b>	<b>Pct</b>
	1 = Yes (FELTMARKR=1,3).....	54082	96.34
		2054	3.66

*(SPPAINT)*  
SPPAINT2

Len : 1	RC-EVER INHALED SPRAY PAINTS		
	0 = No/Unknown (Otherwise).....	<b>Freq</b>	<b>Pct</b>
	1 = Yes (SPPAINT=1,3).....	55602	99.05
		534	0.95

*(AIRDUSTER)*  
AIRDUSTER2

Len : 1	RC-EVER USED COMPUTER CLEANER/AIR DUSTER TO GET HIGH		
	0 = No/Unknown (Otherwise).....	<b>Freq</b>	<b>Pct</b>
	1 = Yes (AIRDUSTER=1,3).....	55365	98.63
		771	1.37

*(OTHAEROS)*  
OTHAEROS2

Len : 1	RC-EVER USED OTHER AEROSOL SPRAY		
	0 = No/Unknown (Otherwise).....	<b>Freq</b>	<b>Pct</b>
	1 = Yes (OTHAEROS=1,3).....	55821	99.44
		315	0.56

RECODED DRUG USE

The following variable for any past year use of Hydrocodone Products, HYDCPDAPYU, was assigned a positive response if a respondent indicated any past year use of Vicodin, Lortab, Norco, Zohydro ER, generic hydrocodone, or past year misuse of other pain relievers that contain hydrocodone.

HYDCPDAPYU Len : 1 RC-HYDROCODONE PRODUCTS - ANY PAST YEAR USE

	Freq	Pct
0 = No/Unknown (Otherwise).....	49016	87.32
1 = Yes (See comment above) .....	7120	12.68

ZOHYANYYR2 Len : 1 RC-ZOHYDRO ER - ANY PAST YEAR USE

	Freq	Pct
0 = No/Unknown .....	56063	99.87
1 = Yes.....	73	0.13

The following variable for any past year use of Oxycodone Products, OXYCPDAPYU, was assigned a positive response if a respondent indicated any past year use of OxyContin (OXCNANYYR=1, 3, 5), Percocet, Percodan, Roxicet, Roxicodone, or generic oxycodone, or past year misuse of other pain relievers that contain oxycodone.

*(OXYCNANYYR)*  
OXCOPDAPYU Len : 1 RC-OXYCODONE PRODUCTS - ANY PAST YEAR USE

	Freq	Pct
0 = No/Unknown (Otherwise).....	51777	92.23
1 = Yes (See comment above) .....	4359	7.77

The following variable for any past year use of Tramadol Products, TRAMPDAPYU, was assigned a positive response if a respondent indicated any past year use of Ultram, Ultram ER, Ultracet, generic tramadol, or generic extended-release tramadol, or past year misuse of other pain relievers that contain tramadol.

TRAMPDAPYU Len : 1 RC-TRAMADOL PRODUCTS - ANY PAST YEAR USE

	Freq	Pct
0 = No/Unknown (Otherwise).....	53438	95.19
1 = Yes (See comment above) .....	2698	4.81

The following variable for any past year use of Codeine Products, CODEPDAPYU, was assigned a positive response if a respondent indicated any past year use of Codeine, Tylenol with Codeine 3 or 4, or past year misuse of other pain relievers that contain codeine.

CODEPDAPYU Len : 1 RC-CODEINE PRODUCTS - ANY PAST YEAR USE

	Freq	Pct
0 = No/Unknown (Otherwise).....	51754	92.19
1 = Yes (See comment above) .....	4382	7.81

The following variable for any past year use of Morphine Products, MORPPDAPYU, was assigned a positive response if a respondent indicated any past year use of Avinza, Kadian, MS Contin, generic morphine, or generic extended-release morphine, or past year misuse of other pain relievers that contain morphine.

MORPPDAPYU Len : 1 RC-MORPHINE PRODUCTS - ANY PAST YEAR USE

	Freq	Pct
0 = No/Unknown (Otherwise).....	54990	97.96
1 = Yes (See comment above) .....	1146	2.04

The following variable for any past year use of Fentanyl Products, FENTPDAPYU, was assigned a positive response if a respondent indicated any past year use of Actiq, Duragesic, Fentora, or generic fentanyl, or past year misuse of other pain relievers that contain fentanyl.

FENTPDAPYU Len : 1 RC-FENTANYL PRODUCTS - ANY PAST YEAR USE

	Freq	Pct
0 = No/Unknown (Otherwise).....	55696	99.22
1 = Yes (See comment above) .....	440	0.78

RECODED DRUG USE

The following variable for any past year use of Buprenorphine Products, BUPRPDAPYU, was assigned a positive response if a respondent indicated any past year use of Suboxone, generic buprenorphine, or past year misuse of other pain relievers that contain buprenorphine.

BUPRPDAPYU Len : 1 RC-BUPRENORPHINE PRODUCTS - ANY PAST YEAR USE

	Freq	Pct
0 = No/Unknown (Otherwise).....	55603	99.05
1 = Yes (See comment above) .....	533	0.95

The following variable for any past year use of Oxymorphone Products, OXYMPDAPYU, was assigned a positive response if a respondent indicated any past year use of Opana, Opana ER, generic oxymorphone, generic extended-release oxymorphone, or past year misuse of other pain relievers that contain oxymorphone.

OXYMPDAPYU Len : 1 RC-OXYMORPHONE PRODUCTS - ANY PAST YEAR USE

	Freq	Pct
0 = No/Unknown (Otherwise).....	55960	99.69
1 = Yes (See comment above) .....	176	0.31

The following variable for any past year use of Demerol Products, DEMEPDAPYU, was assigned a positive response if a respondent indicated any past year use of Demerol, or past year misuse of other pain relievers that contain Demerol.

DEMEPDAPYU Len : 1 RC-DEMEROL PRODUCTS - ANY PAST YEAR USE

	Freq	Pct
0 = No/Unknown (Otherwise).....	55979	99.72
1 = Yes (See comment above) .....	157	0.28

The following variable for any past year use of Hydromorphone Products, HYDMPDAPYU, was assigned a positive response if a respondent indicated any past year use of Dilaudid or generic hydromorphone, Exalgo or generic extended-release hydromorphone, or past year misuse of other pain relievers that contain hydromorphone.

HYDMPDAPYU Len : 1 RC-HYDROMORPHONE PRODUCTS - ANY PAST YEAR USE

	Freq	Pct
0 = No/Unknown (Otherwise).....	55860	99.51
1 = Yes (See comment above) .....	276	0.49

The following variable for any past year use of Methadone Products, MTDNPDAPYU, was assigned a positive response if a respondent indicated any past year use of Methadone, or past year misuse of other pain relievers that contain methadone.

MTDNPDAPYU Len : 1 RC-METHADONE PRODUCTS - ANY PAST YEAR USE

	Freq	Pct
0 = No/Unknown (Otherwise).....	55925	99.62
1 = Yes (See comment above) .....	211	0.38

PNROTANYR2 Len : 1 RC-OTHER PAIN RELIEVER- ANY PAST YEAR USE

	Freq	Pct
0 = No/Unknown .....	51457	91.66
1 = Yes.....	4679	8.34

The following variable for any past year use of Benzodiazepine Tranquilizers, TRBENZAPYU, was assigned a positive response if a respondent indicated any past year use of *alprazolam products* (Xanax, Xanax XR, generic alprazolam, generic extended-release alprazolam), *lorazepam products* (Ativan, generic lorazepam), *clonazepam products* (Klonopin, generic clonazepam), *diazepam products* (Valium, or generic diazepam), or past year misuse of other benzodiazepine tranquilizers.

TRBENZAPYU Len : 1 RC-BENZODIAZEPINE TRANQUILIZERS - ANY PAST YEAR USE

	Freq	Pct
0 = No/Unknown (Otherwise).....	51336	91.45
1 = Yes (See comment above) .....	4800	8.55

RECODED DRUG USE

The following variable for any past year use of Alprazolam Products, ALPRPDAPYU, was assigned a positive response if a respondent indicated any past year use of Xanax, Xanax XR, generic alprazolam, generic extended-release alprazolam, or past year misuse of other tranquilizers that contain alprazolam.

<u>ALPRPDAPYU</u>	Len : 1 RC-ALPRAZOLEM PRODUCTS - ANY PAST YEAR USE		
		<b>Freq</b>	<b>Pct</b>
	0 = No/Unknown (Otherwise).....	53087	94.57
	1 = Yes (See comment above).....	3049	5.43

The following variable for any past year use of Lorazepam Products, LORAPDAPYU, was assigned a positive response if a respondent indicated any past year use of Ativan, or generic lorazepam, or past year misuse of other tranquilizers that contain lorazepam.

<u>LORAPDAPYU</u>	Len : 1 RC-LORAZEPAM PRODUCTS - ANY PAST YEAR USE		
		<b>Freq</b>	<b>Pct</b>
	0 = No/Unknown (Otherwise).....	54877	97.76
	1 = Yes (See comment above).....	1259	2.24

The following variable for any past year use of Clonazepam Products, CLONPDAPYU, was assigned a positive response if a respondent indicated any past year use of Klonopin or generic clonazepam, or past year misuse of other tranquilizers that contain clonazepam.

<u>CLONPDAPYU</u>	Len : 1 RC-CLONAZEPAM PRODUCTS - ANY PAST YEAR USE		
		<b>Freq</b>	<b>Pct</b>
	0 = No/Unknown (Otherwise).....	55074	98.11
	1 = Yes (See comment above).....	1062	1.89

The following variable for any past year use of Diazepam Products, DIAZPDAPYU, was assigned a positive response if a respondent indicated any past year use of Valium, or generic diazepam, or past year misuse of other tranquilizers that contain diazepam.

<u>DIAZPDAPYU</u>	Len : 1 RC-DIAZEPAM PRODUCTS - ANY PAST YEAR USE		
		<b>Freq</b>	<b>Pct</b>
	0 = No/Unknown (Otherwise).....	55241	98.41
	1 = Yes (See comment above).....	895	1.59

The following variable for any past year use of Muscle Relaxants, MUSRLXAPYU, was assigned a positive response if a respondent indicated any past year use of cyclobenzaprine [also known as Flexeril], Soma, or past year misuse of other muscle relaxants.

<u>MUSRLXAPYU</u>	Len : 1 RC-MUSCLE RELAXANTS - ANY PAST YEAR USE		
		<b>Freq</b>	<b>Pct</b>
	0 = No/Unknown (Otherwise).....	55158	98.26
	1 = Yes (See comment above).....	978	1.74

The following variable for any past year use of Cyclobenzaprine Products, CYCLPDAPYU, was assigned a positive response if a respondent indicated any past year use of Flexeril, or past year misuse of other muscle relaxants that contain cyclobenzaprine.

<u>CYCLPDAPYU</u>	Len : 1 RC-CYCLOBENZAPRINE PRODUCTS - ANY PAST YEAR USE		
		<b>Freq</b>	<b>Pct</b>
	0 = No/Unknown (Otherwise).....	55307	98.52
	1 = Yes (See comment above).....	829	1.48

The following variable for any past year use of Carisoprodol Products, SOMAPDAPYU, was assigned a positive response if a respondent indicated any past year use of Soma, or past year misuse of other muscle relaxants that contain carisoprodol.

<u>SOMAPDAPYU</u>	Len : 1 RC-SOMA PRODUCTS - ANY PAST YEAR USE		
		<b>Freq</b>	<b>Pct</b>
	0 = No/Unknown (Otherwise).....	55972	99.71
	1 = Yes (See comment above).....	164	0.29

<u>TRQOTANYR2</u>	Len : 1 RC-OTHER TRANQUILIZER- ANY PAST YEAR USE		
		<b>Freq</b>	<b>Pct</b>
	0 = No/Unknown.....	55140	98.23
	1 = Yes.....	996	1.77

RECODED DRUG USE

The following variable for any past year use of Amphetamine or Methylphenidate Products, AMMEPDAPYU, was assigned a positive response if a respondent indicated any past year use of Adderall, Adderall XR, Dexedrine, Vyvanse, generic dextroamphetamine, generic amphetamine-dextroamphetamine combinations, generic extended-release amphetamine-dextroamphetamine combinations, Ritalin, Ritalin SR/LA, Concerta, Daytrana, Metadate CD, Metadate ER, Focalin, Focalin XR, generic methylphenidate, generic extended-release methylphenidate, generic dexmethylphenidate, or generic extended-release dexmethylphenidate, or past year misuse of other amphetamines that are prescribed for attention-deficit/hyperactivity disorder (ADHD) or other stimulants that contain methylphenidate. Amphetamine and methylphenidate products are primarily prescribed for the treatment of attention-deficit/hyperactivity disorder (ADHD). Vyvanse® is included with amphetamine products because its active ingredient (lisdexamfetamine) is metabolized to dextroamphetamine.

<u>AMMEPDAPYU</u>	Len : 1	RC-AMPHETAMINE OR METHYLPHENIDATE PRODS - ANY PAST YEAR USE		
			<b>Freq</b>	<b>Pct</b>
		0 = No/Unknown (Otherwise).....	52211	93.01
		1 = Yes (See comment above) .....	3925	6.99

The following variable for any past year use of Amphetamine Products, AMPHETAPYU, was assigned a positive response if a respondent indicated any past year use of Adderall, Adderall XR, Dexedrine, Vyvanse, generic dextroamphetamine, generic amphetamine-dextroamphetamine combinations, or generic extended-release amphetamine-dextroamphetamine combinations, or past year misuse of other amphetamine that are prescribed for attention-deficit/hyperactivity disorder (ADHD). Amphetamines are primarily prescribed for the treatment of attention-deficit/hyperactivity disorder (ADHD). Vyvanse® is included with amphetamine products because its active ingredient (lisdexamfetamine) is metabolized to dextroamphetamine.

<u>AMPHETAPYU</u>	Len : 1	RC-AMPHETAMINE - ANY PAST YEAR USE		
			<b>Freq</b>	<b>Pct</b>
		0 = No/Unknown (Otherwise).....	52693	93.87
		1 = Yes (See comment above) .....	3443	6.13

The following variable for any past year use of Methylphenidate Products, METHPDAPYU, was assigned a positive response if a respondent indicated any past year use of Ritalin, Ritalin SR/LA, Concerta, Daytrana, Metadate CD, Metadate ER, Focalin, Focalin XR, generic methylphenidate, generic extended-release methylphenidate, generic dexmethylphenidate, or generic extended-release dexmethylphenidate, or past year misuse of other stimulants that contain methylphenidate.

<u>METHPDAPYU</u>	Len : 1	RC-METHYLPHENIDATE PRODUCTS - ANY PAST YEAR USE		
			<b>Freq</b>	<b>Pct</b>
		0 = No/Unknown (Otherwise).....	55099	98.15
		1 = Yes (See comment above) .....	1037	1.85

The following variable for any past year use of Anorectic (weight loss) stimulants, ANOSTMAPYU, was assigned a positive response if a respondent indicated any past year use of Didrex, benzphetamine, Tenuate, diethylpropion, phendimetrazine, or phentermine, or past year misuse of other stimulants that are prescribed for weight loss.

<u>ANOSTMAPYU</u>	Len : 1	RC-ANORECTIC STIMULANTS - ANY PAST YEAR USE		
			<b>Freq</b>	<b>Pct</b>
		0 = No/Unknown (Otherwise).....	55699	99.22
		1 = Yes (See comment above) .....	437	0.78

The following variable for any past year use of Provigil Products, PROVPDAPYU, was assigned a positive response if a respondent indicated any past year use of Provigil, or past year misuse of other stimulants that contain Provigil.

<u>PROVPDAPYU</u>	Len : 1	RC-PROVIGIL PRODUCTS- ANY PAST YEAR USE		
			<b>Freq</b>	<b>Pct</b>
		0 = No/Unknown (Otherwise).....	56051	99.85
		1 = Yes (See comment above) .....	85	0.15

<u>STMOTANYR2</u>	Len : 1	RC-OTHER STIMULANT - ANY PAST YEAR USE		
			<b>Freq</b>	<b>Pct</b>
		0 = No/Unknown .....	55532	98.92
		1 = Yes.....	604	1.08

RECODED DRUG USE

The following variable for any past year use of Zolpidem Products, ZOLPPDAPYU, was assigned a positive response if a respondent indicated any past year use of Ambien, Ambien CR, generic zolpidem, or extended-release generic zolpidem, or past year misuse of other sedatives that contain zolpidem.

<u>ZOLPPDAPYU</u>	Len : 1 RC-ZOLPIDEM PRODUCTS - ANY PAST YEAR USE		
		<b>Freq</b>	<b>Pct</b>
	0 = No/Unknown (Otherwise).....	54980	97.94
	1 = Yes (See comment above).....	1156	2.06

The following variable for any past year use of Eszopiclone Products, ESZOPDAPYU, was assigned a positive response if a respondent indicated any past year use of Lunesta or generic eszopiclone, or past year misuse of other sedatives that contain eszopiclone.

<u>ESZOPDAPYU</u>	Len : 1 RC-ESZOPICLONE PRODUCTS - ANY PAST YEAR USE		
		<b>Freq</b>	<b>Pct</b>
	0 = No/Unknown (Otherwise).....	56018	99.79
	1 = Yes (See comment above).....	118	0.21

The following variable for any past year use of Zaleplon Products, ZALEPDAPYU, was assigned a positive response if a respondent indicated any past year use of Sonata or generic zaleplon, or past year misuse of other sedatives that contain zaleplon.

<u>ZALEPDAPYU</u>	Len : 1 RC-ZALEPLON PRODUCTS - ANY PAST YEAR USE		
		<b>Freq</b>	<b>Pct</b>
	0 = No/Unknown (Otherwise).....	56071	99.88
	1 = Yes (See comment above).....	65	0.12

The following variable for any past year use of Benzodiazepine Sedatives, SVBENZAPYU, was assigned a positive response if a respondent indicated any past year use of flurazepam [also known as Dalmane], temazepam products [Restoril or generic temazepam], or triazolam [Halcion or generic triazolam], or past year misuse of other benzodiazepine sedatives.

<u>SVBENZAPYU</u>	Len : 1 RC-BENZODIAZEPINE SEDATIVES - ANY PAST YEAR USE		
		<b>Freq</b>	<b>Pct</b>
	0 = No/Unknown (Otherwise).....	55869	99.52
	1 = Yes (See comment above).....	267	0.48

The following variable for any past year use of Triazolam Products, TRIAPDAPYU, was assigned a positive response if a respondent indicated any past year use of Halcion, or generic triazolam, or past year misuse of other sedatives that contain tirazolam.

<u>TRIAPDAPYU</u>	Len : 1 RC-TRIAZOLAM PRODUCTS - ANY PAST YEAR USE		
		<b>Freq</b>	<b>Pct</b>
	0 = No/Unknown (Otherwise).....	56026	99.80
	1 = Yes (See comment above).....	110	0.20

The following variable for any past year use of Temazepam Products, TEMAPDAPYU, was assigned a positive response if a respondent indicated any past year use of Restoril, or generic temazepam, or past year misuse of other sedatives that contain temazepam.

<u>TEMAPDAPYU</u>	Len : 1 RC-TEMAZEPAM PRODUCTS - ANY PAST YEAR USE		
		<b>Freq</b>	<b>Pct</b>
	0 = No/Unknown (Otherwise).....	55991	99.74
	1 = Yes (See comment above).....	145	0.26

The following variable for any past year use of Flurazepam, FLURPDAPYU, was assigned a positive response if a respondent indicated any past year use of flurazepam [also known as Dalmane], or past year misuse of other sedatives that contain flurazepam.

<u>FLURPDAPYU</u>	Len : 1 RC-FLURAZEPAM PRODUCTS - ANY PAST YEAR USE		
		<b>Freq</b>	<b>Pct</b>
	0 = No/Unknown (Otherwise).....	56115	99.96
	1 = Yes (See comment above).....	21	0.04



RECODED DRUG USE

The following variable for any past year use of Barbiturates, BARBITAPYU, was assigned a positive response if a respondent indicated any past year use of Butisol, Seconal, or phenobarbital, or past year misuse of other barbiturates.

BARBITAPYU    Len : 1    RC-BARBITUATES - ANY PAST YEAR USE

	Freq	Pct
0 = No/Unknown (Otherwise).....	56055	99.86
1 = Yes (See comment above) .....	81	0.14

SEDOTANYR2    Len : 1    RC-OTHER SEDATIVE - ANY PAST YEAR USE

	Freq	Pct
0 = No/Unknown .....	55051	98.07
1 = Yes.....	1085	1.93

The following variable for any past year use of Any Benzodiazepines, BENZOSAPYU, was assigned a positive response if a respondent indicated any past year use of Benzodiazepine Tranquilizers (TRBENZAPYU=1), any past year use of Benzodiazepine Sedatives (SVBENZAPYU=1), past year misuse of Benzodiazepine Tranquilizers that were specified as other Sedatives, or past year misuse of Benzodiazepine Sedatives that were specified as other tranquilizers.

(SVBENZAPYU, TRBENZAPYU)

BENZOSAPYU    Len : 1    RC-ANY BENZODIAZEPINES - ANY PAST YEAR USE

	Freq	Pct
0 = No/Unknown (Otherwise).....	51189	91.19
1 = Yes (See comment above) .....	4947	8.81

The following variable for past year misuse of Hydrocodone Products, HYDCPDPYMU, was assigned a positive response if a respondent indicated past year misuse of Vicodin, Lortab, Norco, Zohydro ER, generic hydrocodone, or other pain relievers that contain hydrocodone.

HYDCPDPYMU    Len : 1    RC-HYDROCODONE PRODUCTS - PAST YEAR MISUSE

	Freq	Pct
0 = No/Unknown (Otherwise).....	55107	98.17
1 = Yes (See comment above) .....	1029	1.83

The following variable for past year misuse of Oxycodone Products, OXYCPDPYMU, was assigned a positive response if a respondent indicated past year misuse of OxyContin (OXCNNMYR=1, 3, 5), Percocet, Percodan, Roxicet, Roxicodone, generic oxycodone, or other pain relievers that contain oxycodone.

(OXYCNNMYR)

OXCOPDPYMU    Len : 1    RC-OXYCODONE PRODUCTS - PAST YEAR MISUSE

	Freq	Pct
0 = No/Unknown (Otherwise).....	55366	98.63
1 = Yes (See comment above) .....	770	1.37

The following variable for past year misuse of Tramadol Products, TRAMPDPYMU, was assigned a positive response if a respondent indicated past year misuse of Ultram, Ultram ER, Ultracet, generic tramadol, generic extended-release tramadol, or other pain relievers that contain tramadol.

TRAMPDPYMU    Len : 1    RC-TRAMADOL PRODUCTS - PAST YEAR MISUSE

	Freq	Pct
0 = No/Unknown (Otherwise).....	55832	99.46
1 = Yes (See comment above) .....	304	0.54

The following variable for past year misuse of Codeine Products, CODEPDPYMU, was assigned a positive response if a respondent indicated past year misuse of Codeine, Tylenol with Codeine 3 or 4, or other pain relievers that contain codeine.

CODEPDPYMU    Len : 1    RC-CODEINE PRODUCTS - PAST YEAR MISUSE

	Freq	Pct
0 = No/Unknown (Otherwise).....	55592	99.03
1 = Yes (See comment above) .....	544	0.97

RECODED DRUG USE

The following variable for past year misuse of Morphine Products, MORPPDPYMU, was assigned a positive response if a respondent indicated past year misuse of Avinza, Kadian, MS Contin, generic morphine, generic extended-release morphine, or other pain relievers that contain morphine.

MORPPDPYMU Len : 1 RC-MORPHINE PRODUCTS - PAST YEAR MISUSE

	Freq	Pct
0 = No/Unknown (Otherwise).....	56027	99.81
1 = Yes (See comment above) .....	109	0.19

The following variable for past year misuse of Fentanyl Products, FENTPDPYMU, was assigned a positive response if a respondent indicated past year misuse of Actiq, Duragesic, Fentora, generic fentanyl, or other pain relievers that contain fentanyl.

FENTPDPYMU Len : 1 RC-FENTANYL PRODUCTS - PAST YEAR MISUSE

	Freq	Pct
0 = No/Unknown (Otherwise).....	56076	99.89
1 = Yes (See comment above) .....	60	0.11

The following variable for past year misuse of Buprenorphine Products, BUPRPDPYMU, was assigned a positive response if a respondent indicated past year misuse of Suboxone, generic buprenorphine, or other pain relievers that contain buprenorphine.

BUPRPDPYMU Len : 1 RC-BUPRENORPHINE PRODUCTS - PAST YEAR MISUSE

	Freq	Pct
0 = No/Unknown (Otherwise).....	55960	99.69
1 = Yes (See comment above) .....	176	0.31

The following variable for past year misuse of Oxymorphone Products, OXYMPDPYMU, was assigned a positive response if a respondent indicated past year misuse of Opana, Opana ER, generic oxymorphone, generic extended-release oxymorphone, or other pain relievers that contain oxymorphone.

OXYMPDPYMU Len : 1 RC-OXYMORPHONE PRODUCTS - PAST YEAR MISUSE

	Freq	Pct
0 = No/Unknown (Otherwise).....	56087	99.91
1 = Yes (See comment above) .....	49	0.09

The following variable for past year misuse of Demerol Products, DEMEPDPYMU, was assigned a positive response if a respondent indicated past year misuse of Demerol, or other pain relievers that contain Demerol.

DEMEPDPYMU Len : 1 RC-DEMEROL PRODUCTS - PAST YEAR MISUSE

	Freq	Pct
0 = No/Unknown (Otherwise).....	56124	99.98
1 = Yes (See comment above) .....	12	0.02

The following variable for past year misuse of Hydromorphone Products, HYDMPPDPYMU, was assigned a positive response if a respondent indicated past year misuse of Dilaudid or generic hydromorphone, Exalgo or generic extended-release hydromorphone, or other pain relievers that contain hydromorphone.

HYDMPPDPYMU Len : 1 RC-HYDROMORPHONE PRODUCTS - PAST YEAR MISUSE

	Freq	Pct
0 = No/Unknown (Otherwise).....	56095	99.93
1 = Yes (See comment above) .....	41	0.07

The following variable for past year misuse of Methadone Products, MTDNPPDPYMU, was assigned a positive response if a respondent indicated past year misuse of Methadone, or other pain relievers that contain methadone.

MTDNPPDPYMU Len : 1 RC-METHADONE PRODUCTS - PAST YEAR MISUSE

	Freq	Pct
0 = No/Unknown (Otherwise).....	56085	99.91
1 = Yes (See comment above) .....	51	0.09

RECODED DRUG USE

Note: Starting in 2017, the following variable for the past year misuse of any other pain reliever, PNROTHPYMU2, is based on the edited variable for the misuse of any other pain reliever as well as the write-in data for the specific other pain relievers that respondents specified that they misused in the past year. Respondents are excluded from PNROTHPYMU2 if the only pain relievers that they specified in their write-in responses corresponded to other pain reliever subtypes (e.g., hydrocodone products) or was an over-the-counter product. Thus, PNROTHPYMU2 does not count these respondents as past year misusers of "any other" pain reliever. The variable in 2015 and 2016 for past year misuse of any other pain reliever products, PNROTMYR3, was based only on the edited misuse of any other pain reliever variable.

PNROTHPYMU2 Len : 1 RC-OTHER PAIN RELIEVER PRODUCTS - PAST YEAR MISUSE

	Freq	Pct
0 = No/Unknown (Otherwise).....	55892	99.57
1 = Yes (See comment above).....	244	0.43

The following variable for past year misuse of Benzodiazepine Tranquilizers, TRBENZPYMU, was assigned a positive response if a respondent indicated past year misuse of alprazolam products (Xanax, Xanax XR, generic alprazolam, generic extended-release alprazolam), lorazepam products (Ativan or generic lorazepam), clonazepam products (Klonopin, generic clonazepam), or diazepam products (Valium, generic diazepam), or other benzodiazepine tranquilizers.

TRBENZPYMU Len : 1 RC-BENZODIAZEPINE TRANQUILIZERS - PAST YEAR MISUSE

	Freq	Pct
0 = No/Unknown (Otherwise).....	54946	97.88
1 = Yes (See comment above).....	1190	2.12

The following variable for past year misuse of Alprazolam Products, ALPRDPYMU, was assigned a positive response if a respondent indicated past year misuse of Xanax, Xanax XR, generic alprazolam, generic extended-release alprazolam, or other tranquilizers that contain alprazolam.

ALPRDPYMU Len : 1 RC-ALPRAZOLEM PRODUCTS - PAST YEAR MISUSE

	Freq	Pct
0 = No/Unknown (Otherwise).....	55150	98.24
1 = Yes (See comment above).....	986	1.76

The following variable for past year misuse of Lorazepam Products, LORAPDPYMU, was assigned a positive response if a respondent indicated past year misuse of Ativan, generic lorazepam, or other tranquilizers that contain lorazepam.

LORAPDPYMU Len : 1 RC-LORAZEPAM PRODUCTS - PAST YEAR MISUSE

	Freq	Pct
0 = No/Unknown (Otherwise).....	55977	99.72
1 = Yes (See comment above).....	159	0.28

The following variable for past year misuse of Clonazepam Products, CLONPDPYMU, was assigned a positive response if a respondent indicated past year misuse of Klonopin, generic clonazepam, or other tranquilizers that contain clonazepam.

CLONPDPYMU Len : 1 RC-CLONAZEPAM PRODUCTS - PAST YEAR MISUSE

	Freq	Pct
0 = No/Unknown (Otherwise).....	55909	99.60
1 = Yes (See comment above).....	227	0.40

The following variable for past year misuse of Diazepam Products, DIAZPDPYMU, was assigned a positive response if a respondent indicated past year misuse of Valium, generic diazepam, or other tranquilizers that contain diazepam.

DIAZPDPYMU Len : 1 RC-DIAZEPAM PRODUCTS - PAST YEAR MISUSE

	Freq	Pct
0 = No/Unknown (Otherwise).....	55988	99.74
1 = Yes (See comment above).....	148	0.26

The following variable for past year misuse of Muscle Relaxants, MUSRLXPYMU, was assigned a positive response if a respondent indicated past year misuse of cyclobenzaprine [also known as Flexeril], Soma, or other muscle relaxants.

MUSRLXPYMU Len : 1 RC-MUSCLE RELAXANTS - PAST YEAR MISUSE

	Freq	Pct
0 = No/Unknown (Otherwise).....	56031	99.81
1 = Yes (See comment above).....	105	0.19

RECODED DRUG USE

The following variable for past year misuse of Cyclobenzaprine Products, CYCLDPYMU, was assigned a positive response if a respondent indicated past year misuse of Flexeril, or other muscle relaxants that contain cyclobenzaprine.

CYCLDPYMU Len : 1 RC-CYCLOBENZAPRINE PRODUCTS - PAST YEAR MISUSE

	Freq	Pct
0 = No/Unknown (Otherwise).....	56069	99.88
1 = Yes (See comment above) .....	67	0.12

The following variable for past year misuse of Carisoprodol Products, SOMAPDPYMU, was assigned a positive response if a respondent indicated past year misuse of Soma, or other muscle relaxants that contain carisoprodol.

SOMAPDPYMU Len : 1 RC-SOMA PRODUCTS - PAST YEAR MISUSE

	Freq	Pct
0 = No/Unknown (Otherwise).....	56095	99.93
1 = Yes (See comment above) .....	41	0.07

Note: Starting in 2017, the following variable for the past year misuse of any other tranquilizer, TRQOTHPYMU2, is based on the edited variable for the misuse of any other tranquilizer as well as the write-in data for the specific other tranquilizers that respondents specified that they misused in the past year. Respondents are excluded from TRQOTHPYMU2 if the only tranquilizers that they specified in their write-in responses corresponded to other tranquilizer subtypes(e.g., benzodiazepine tranquilizers) or was an over-the-counter product. Thus, TRQOTHPYMU2 does not count these respondents as past year misusers of "any other" tranquilizer. The variable in 2015 and 2016 for past year misuse of any other tranquilizer products, TRQOTNMYR3, was based only on the edited misuse of any other tranquilizer variable.

TRQOTHPYMU2 Len : 1 RC-OTHER TRANQUILIZER PRODUCTS - PAST YEAR MISUSE

	Freq	Pct
0 = No/Unknown (Otherwise).....	56109	99.95
1 = Yes (See comment above) .....	27	0.05

The following variable for past year misuse of Amphetamine or Methylphenidate Products, AMMEPDAPYU, was assigned a positive response if a respondent indicated past year misuse of Adderall, Adderall XR, Dexedrine, Vyvanse, generic dextroamphetamine, generic amphetamine-dextroamphetamine combinations, generic extended-release amphetamine-dextroamphetamine combinations, Ritalin, Ritalin SR/LA, Concerta, Daytrana, Metadate CD, Metadate ER, Focalin, Focalin XR, generic methylphenidate, generic extended-release methylphenidate, generic dexmethylphenidate, or generic extended-release dexmethylphenidate, or other amphetamine that are prescribed for attention-deficit/hyperactivity disorder (ADHD) or other stimulants that contain methylphenidate. Amphetamine and methylphenidate products are primarily prescribed for the treatment of attention-deficit/hyperactivity disorder (ADHD). Vyvanse® is included with amphetamine products because its active ingredient (lisdexamfetamine) is metabolized to dextroamphetamine.

AMMEPDAPYU Len : 1 RC-AMPHETAMINE OR METHYLPHENIDATE PRODS - PAST YEAR MISUSE

	Freq	Pct
0 = No/Unknown (Otherwise).....	54705	97.45
1 = Yes (See comment above) .....	1431	2.55

The following variable for past year misuse of Amphetamine Products, AMPHETPYMU, was assigned a positive response if a respondent indicated past year misuse of Adderall, Adderall XR, Dexedrine, Vyvanse, generic dextroamphetamine, generic amphetamine-dextroamphetamine combinations, generic extended-release amphetamine-dextroamphetamine combinations, or other amphetamine that are prescribed for attention-deficit/hyperactivity disorder (ADHD). Amphetamines are primarily prescribed for the treatment of attention-deficit/hyperactivity disorder (ADHD). Vyvanse® is included with amphetamine products because its active ingredient (lisdexamfetamine) is metabolized to dextroamphetamine.

AMPHETPYMU Len : 1 RC-AMPHETAMINE - PAST YEAR MISUSE

	Freq	Pct
0 = No/Unknown (Otherwise).....	54780	97.58
1 = Yes (See comment above) .....	1356	2.42

The following variable for past year misuse of Methylphenidate Products, METHDPYMU, was assigned a positive response if a respondent indicated past year misuse of Ritalin, Ritalin SR/LA, Concerta, Daytrana, Metadate CD, Metadate ER, Focalin, Focalin XR, generic methylphenidate, generic extended-release methylphenidate, generic dexmethylphenidate, generic extended-release dexmethylphenidate, or other stimulants that contain methylphenidate.

METHDPYMU Len : 1 RC-METHYLPHENIDATE PRODUCTS - PAST YEAR MISUSE

	Freq	Pct
0 = No/Unknown (Otherwise).....	55899	99.58
1 = Yes (See comment above) .....	237	0.42

RECODED DRUG USE

The following variable for past year misuse of Anorectic (weight loss) stimulants, ANOSTMPYMU, was assigned a positive response if a respondent indicated past year misuse of Didrex, benzphetamine, Tenuate, diethylpropion, phendimetrazine, phentermine, or other stimulants that are prescribed for weight loss.

ANOSTMPYMU Len : 1 RC-ANORECTIC STIMULANTS - PAST YEAR MISUSE

	Freq	Pct
0 = No/Unknown (Otherwise).....	56095	99.93
1 = Yes (See comment above) .....	41	0.07

The following variable for past year misuse of Provigil Products, PROVPDPYMU, was assigned a positive response if a respondent indicated past year misuse of Provigil, or other stimulants that contain Provigil.

PROVPDPYMU Len : 1 RC-PROVIGIL PRODUCTS- PAST YEAR MISUSE

	Freq	Pct
0 = No/Unknown (Otherwise).....	56118	99.97
1 = Yes (See comment above) .....	18	0.03

Note: Starting in 2017, the following variable for the past year misuse of any other stimulant, STMOTHPYMU2, is based on the edited variable for the misuse of any other stimulant as well as the write-in data for the specific other stimulants that respondents specified that they misused in the past year. Respondents are excluded from STMOTHPYMU2 if the only stimulants that they specified in their write-in responses corresponded to other stimulant subtypes(e.g., amphetamine or methylphenidate products) STMOTHPYMU2. Thus, STMOTHPYMU2 does not count these respondents as past year misusers of "any other" stimulant. The variable in 2015 and 2016 for past year misuse of any other stimulant products, STMOTNMYR3, was based only on the edited misuse of any other stimulant variable.

STMOTHPYMU2 Len : 1 RC-OTHER STIMULANT PRODUCTS - PAST YEAR MISUSE

	Freq	Pct
0 = No/Unknown (Otherwise).....	56124	99.98
1 = Yes (See comment above) .....	12	0.02

The following variable for past year misuse of Zolpidem Products, ZOLPPDPYMU, was assigned a positive response if a respondent indicated past year misuse of Ambien, Ambien CR, generic zolpidem, extended-release generic zolpidem, or other sedatives that contain zolpidem.

ZOLPPDPYMU Len : 1 RC-ZOLPIDEM PRODUCTS - PAST YEAR MISUSE

	Freq	Pct
0 = No/Unknown .....	55986	99.73
1 = Yes (See comment above) .....	150	0.27

The following variable for past year misuse of Eszopiclone Products, ESZOPDPYMU, was assigned a positive response if a respondent indicated past year misuse of Lunesta or generic eszopiclone, or other sedatives that contain eszopiclone.

ESZOPDPYMU Len : 1 RC-ESZOPICLONE PRODUCTS - PAST YEAR MISUSE

	Freq	Pct
0 = No/Unknown (Otherwise).....	56130	99.99
1 = Yes (See comment above) .....	6	0.01

The following variable for past year misuse of Benzodiazepine Sedatives, SVBENZPYMU, was assigned a positive response if a respondent indicated past year misuse of flurazepam [also known as Dalmane], temazepam products [Restoril or generic temazepam], or triazolam [Halcion or generic triazolam], or other benzodiazepine sedatives.

SVBENZPYMU Len : 1 RC-BENZODIAZEPINE SEDATIVES - PAST YEAR MISUSE

	Freq	Pct
0 = No/Unknown (Otherwise).....	56117	99.97
1 = Yes (See comment above) .....	19	0.03

RECORDED DRUG USE

Note: Starting in 2017, the following variable for the past year misuse of any other sedative, SEDOTHPYMU2, is based on the edited variable for the misuse of any other sedative as well as the write-in data for the specific other sedatives that respondents specified that they misused in the past year. Respondents are excluded from SEDOTHPYMU2 if the only sedatives that they specified in their write-in responses corresponded to other sedative subtypes (e.g., zolpidem products) or was an over-the-counter product. Thus, SEDOTHPYMU2 does not count these respondents as past year misusers of "any other" sedative. The variable in 2015 and 2016 for past year misuse of any other sedative products, SEDOTNMYR3, was based only on the edited misuse of any other sedative variable.

SEDOTHPYMU2 Len : 1 RC-OTHER SEDATIVE PRODUCTS - PAST YEAR MISUSE

	Freq	Pct
0 = No/Unknown (Otherwise).....	56067	99.88
1 = Yes (See comment above) .....	69	0.12

The following variable for past year misuse of Any Benzodiazepines, BENZOSPYMU, was assigned a positive response if a respondent indicated past year misuse of Benzodiazepine Tranquilizers (TRBENZPYMU=1), past year misuse of Benzodiazepine Sedatives (SVBENZPYMU=1), past year misuse of Benzodiazepine Tranquilizers that were specified as other Sedatives, or past year misuse of Benzodiazepine Sedatives that were specified as other Tranquilizers.

(*SVBENZPYMU, TRBENZPYMU*)

BENZOSPYMU Len : 1 RC-ANY BENZODIAZEPINES - PAST YEAR MISUSE

	Freq	Pct
0 = No/Unknown (Otherwise).....	54935	97.86
1 = Yes (See comment above) .....	1201	2.14

(*IRALCFY*)

ALCYDAYS Len : 1 RC-# OF DAYS USED ALCOHOL IN PAST YEAR

	Freq	Pct
1 = 1-11 Days (IRALCFY=1-11).....	8146	14.51
2 = 12-49 Days (IRALCFY=12-49).....	9285	16.54
3 = 50-99 Days (IRALCFY=50-99).....	5050	9.00
4 = 100-299 Days (IRALCFY=100-299).....	9738	17.35
5 = 300-365 Days (IRALCFY=300-365).....	1577	2.81
6 = Non User or No Past Year Use (IRALCFY=991,993).....	22340	39.80

(*IRMJFY*)

MRJYDAYS Len : 1 RC-# OF DAYS USED MARIJUANA IN PAST YEAR

	Freq	Pct
1 = 1-11 Days (IRMJFY=1-11).....	3495	6.23
2 = 12-49 Days (IRMJFY=12-49).....	2043	3.64
3 = 50-99 Days (IRMJFY=50-99).....	1168	2.08
4 = 100-299 Days (IRMJFY=100-299).....	2925	5.21
5 = 300-365 Days (IRMJFY=300-365).....	2568	4.57
6 = Non User or No Past Year Use (IRMJFY=991,993).....	43937	78.27

(*IRCOCFY*)

COCYDAYS Len : 1 RC-# OF DAYS USED COCAINE IN PAST YEAR

	Freq	Pct
1 = 1-11 Days (IRCOCFY=1-11).....	800	1.43
2 = 12-49 Days (IRCOCFY=12-49).....	275	0.49
3 = 50-99 Days (IRCOCFY=50-99).....	127	0.23
4 = 100-299 Days (IRCOCFY=100-299).....	117	0.21
5 = 300-365 Days (IRCOCFY=300-365).....	18	0.03
6 = Non User or No Past Year Use (IRCOCFY=991,993).....	54799	97.62

(*IRCRKFY*)

CRKYDAYS Len : 1 RC-# OF DAYS USED CRACK IN PAST YEAR

	Freq	Pct
1 = 1-11 Days (IRCRKFY=1-11).....	48	0.09
2 = 12-49 Days (IRCRKFY=12-49).....	30	0.05
3 = 50-99 Days (IRCRKFY=50-99).....	23	0.04
4 = 100-299 Days (IRCRKFY=100-299).....	36	0.06
5 = 300-365 Days (IRCRKFY=300-365).....	8	0.01
6 = Non User or No Past Year Use (IRCRKFY=991,993).....	55991	99.74

RECODED DRUG USE

*(IRHERFY)*  
HERYDAYS

Len : 1 RC-# OF DAYS USED HEROIN IN PAST YEAR

	<b>Freq</b>	<b>Pct</b>
1 = 1-11 Days (IRHERFY=1-11).....	41	0.07
2 = 12-49 Days (IRHERFY=12-49).....	27	0.05
3 = 50-99 Days (IRHERFY=50-99).....	16	0.03
4 = 100-299 Days (IRHERFY=100-299).....	49	0.09
5 = 300-365 Days (IRHERFY=300-365).....	29	0.05
6 = Non User or No Past Year Use (IRHERFY=991,993).....	55974	99.71

*(IRHALLUCYFQ)*  
HALLNDAYR

Len : 1 RC-# OF DAYS USED HALLUCINOGENS IN PAST YEAR

	<b>Freq</b>	<b>Pct</b>
1 = 1-11 Days (IRHALLUCYFQ=1-11).....	1349	2.40
2 = 12-49 Days (IRHALLUCYFQ=12-49).....	276	0.49
3 = 50-99 Days (IRHALLUCYFQ=50-99).....	101	0.18
4 = 100-299 Days (IRHALLUCYFQ=100-299).....	58	0.10
5 = 300-365 Days (IRHALLUCYFQ=300-365).....	8	0.01
6 = Non User or No Past Year Use (IRHALLUCYFQ=991,993).....	54344	96.81

*(IRINHLYFQ)*  
INHNDAYR

Len : 1 RC-# OF DAYS USED INHALANTS IN PAST YEAR

	<b>Freq</b>	<b>Pct</b>
1 = 1-11 Days (IRINHLYFQ=1-11).....	464	0.83
2 = 12-49 Days (IRINHLYFQ=12-49).....	140	0.25
3 = 50-99 Days (IRINHLYFQ=50-99).....	59	0.11
4 = 100-299 Days (IRINHLYFQ=100-299).....	54	0.10
5 = 300-365 Days (IRINHLYFQ=300-365).....	7	0.01
6 = Non User or No Past Year Use (IRINHLYFQ=991,993).....	55412	98.71

*(IRMETHAMYFQ)*  
METHNDAYR

Len : 1 RC-# OF DAYS USED METHAMPHETAMINE IN PAST YEAR

	<b>Freq</b>	<b>Pct</b>
1 = 1-11 Days (IRMETHAMYFQ=1-11).....	112	0.20
2 = 12-49 Days (IRMETHAMYFQ=12-49).....	78	0.14
3 = 50-99 Days (IRMETHAMYFQ=50-99).....	51	0.09
4 = 100-299 Days (IRMETHAMYFQ=100-299).....	140	0.25
5 = 300-365 Days (IRMETHAMYFQ=300-365).....	57	0.10
6 = Non User or No Past Year Use (IRMETHAMYFQ=991,993).....	55698	99.22

*(IRCIGFM)*  
CIGMDAYS

Len : 1 RC-# OF DAYS USED CIGARETTES IN PAST MONTH

	<b>Freq</b>	<b>Pct</b>
1 = 1-2 Days (IRCIGFM=1-2).....	1224	2.18
2 = 3-5 Days (IRCIGFM=3-5).....	934	1.66
3 = 6-19 Days (IRCIGFM=6-19).....	1225	2.18
4 = 20-29 Days (IRCIGFM=20-29).....	975	1.74
5 = 30 Days (IRCIGFM=30).....	4877	8.69
6 = Non User or No Past Month Use (IRCIGFM=91,93).....	46901	83.55

*(IRCGRFM)*  
CGRMDAYS

Len : 1 RC-# OF DAYS USED CIGARS IN PAST MONTH

	<b>Freq</b>	<b>Pct</b>
1 = 1-2 Days (IRCGRFM=1-2).....	1176	2.09
2 = 3-5 Days (IRCGRFM=3-5).....	545	0.97
3 = 6-19 Days (IRCGRFM=6-19).....	462	0.82
4 = 20-30 Days (IRCGRFM=20-30).....	492	0.88
5 = Non User or No Past Month Use (IRCGRFM=91,93).....	53461	95.23

*(IRSMKLSS30N)*  
SMKLSMDAYS

Len : 1 RC-# OF DAYS USED SMOKELESS TOBACCO IN PAST MONTH

	<b>Freq</b>	<b>Pct</b>
1 = 1-2 Days (IRSMKLSS30N=1-2).....	354	0.63
2 = 3-5 Days (IRSMKLSS30N=3-5).....	265	0.47
3 = 6-19 Days (IRSMKLSS30N=6-19).....	357	0.64
4 = 20-30 Days (IRSMKLSS30N=20-30).....	1043	1.86
5 = Non User or No Past Month Use (IRSMKLSS30N=91,93).....	54117	96.40

RECORDED DRUG USE

*(IRALCFM)*  
ALCMDAYS

Len : 1 RC-# OF DAYS USED ALCOHOL IN PAST MONTH

	<b>Freq</b>	<b>Pct</b>
1 = 1-2 Days (IRALCFM=1-2).....	7928	14.12
2 = 3-5 Days (IRALCFM=3-5).....	7175	12.78
3 = 6-19 Days (IRALCFM=6-19).....	7148	12.73
4 = 20-30 Days (IRALCFM=20-30).....	3091	5.51
5 = Non User or No Past Month Use (IRALCFM=91,93).....	30794	54.86

*(IRMJFM)*  
MRJMDAYS

Len : 1 RC-# OF DAYS USED MARIJUANA IN PAST MONTH

	<b>Freq</b>	<b>Pct</b>
1 = 1-2 Days (IRMJFM=1-2).....	1650	2.94
2 = 3-5 Days (IRMJFM=3-5).....	1178	2.10
3 = 6-19 Days (IRMJFM=6-19).....	1624	2.89
4 = 20-30 Days (IRMJFM=20-30).....	3405	6.07
5 = Non User or No Past Month Use (IRMJFM=91,93).....	48279	86.00

*(IRCOCFM)*  
COCMDAYS

Len : 1 RC-# OF DAYS USED COCAINE IN PAST MONTH

	<b>Freq</b>	<b>Pct</b>
1 = 1-2 Days (IRCOCFM=1-2).....	252	0.45
2 = 3-5 Days (IRCOCFM=3-5).....	101	0.18
3 = 6-19 Days (IRCOCFM=6-19).....	73	0.13
4 = 20-30 Days (IRCOCFM=20-30).....	38	0.07
5 = Non User or No Past Month Use (IRCOCFM=91,93).....	55672	99.17

*(IRCRKFM)*  
CRKMDAYS

Len : 1 RC-# OF DAYS USED CRACK IN PAST MONTH

	<b>Freq</b>	<b>Pct</b>
1 = 1-2 Days (IRCRKFM=1-2).....	23	0.04
2 = 3-5 Days (IRCRKFM=3-5).....	12	0.02
3 = 6-19 Days (IRCRKFM=6-19).....	19	0.03
4 = 20-30 Days (IRCRKFM=20-30).....	17	0.03
5 = Non User or No Past Month Use (IRCRKFM=91,93).....	56065	99.87

*(IRHERFM)*  
HERMDAYS

Len : 1 RC-# OF DAYS USED HEROIN IN PAST MONTH

	<b>Freq</b>	<b>Pct</b>
1 = 1-2 Days (IRHERFM=1-2).....	9	0.02
2 = 3-5 Days (IRHERFM=3-5).....	11	0.02
3 = 6-19 Days (IRHERFM=6-19).....	18	0.03
4 = 20-30 Days (IRHERFM=20-30).....	38	0.07
5 = Non User or No Past Month Use (IRHERFM=91,93).....	56060	99.86

*(IRHALLUC30N)*  
HALLNDAYPM

Len : 1 RC-# OF DAYS USED HALLUCINOGENS IN PAST MONTH

	<b>Freq</b>	<b>Pct</b>
1 = 1-2 Days (IRHALLUC30N=1-2).....	394	0.70
2 = 3-5 Days (IRHALLUC30N=3-5).....	79	0.14
3 = 6-19 Days (IRHALLUC30N=6-19).....	26	0.05
4 = 20-30 Days (IRHALLUC30N=20-30).....	10	0.02
5 = Non User or No Past Month Use (IRHALLUC30N=91,93).....	55627	99.09

*(IRINHAL30N)*  
INHNDAYPM

Len : 1 RC-# OF DAYS USED INHALANTS IN PAST MONTH

	<b>Freq</b>	<b>Pct</b>
1 = 1-2 Days (IRINHAL30N=1-2).....	124	0.22
2 = 3-5 Days (IRINHAL30N=3-5).....	41	0.07
3 = 6-19 Days (IRINHAL30N=6-19).....	28	0.05
4 = 20-30 Days (IRINHAL30N=20-30).....	17	0.03
5 = Non User or No Past Month Use (IRINHAL30N=91,93).....	55926	99.63



RECODED DRUG USE

(IRMETHAM30N)  
METHNDAYPM

Len : 1 RC-# OF DAYS USED METHAMPHETAMINE IN PAST MONTH

	Freq	Pct
1 = 1-2 Days (IRMETHAM30N=1-2) .....	40	0.07
2 = 3-5 Days (IRMETHAM30N=3-5) .....	34	0.06
3 = 6-19 Days (IRMETHAM30N=6-19) .....	64	0.11
4 = 20-30 Days (IRMETHAM30N=20-30).....	91	0.16
5 = Non User or No Past Month Use (IRMETHAM30N=91,93).....	55907	99.59

(IRPNRNM30FQ)  
PNRNDAYPM

Len : 1 RC-# OF DAYS MISUSED PAIN RELIEVERS IN PAST MONTH

	Freq	Pct
1 = 1-2 Days (IRPNRNM30FQ=1-2).....	286	0.51
2 = 3-5 Days (IRPNRNM30FQ=3-5).....	135	0.24
3 = 6-19 Days (IRPNRNM30FQ=6-19).....	100	0.18
4 = 20-30 Days (IRPNRNM30FQ=20-30).....	62	0.11
5 = Non User or No Past Month Misuse (IRPNRNM30FQ=91,93).....	55553	98.96

(IRTRQNM30FQ)  
TRQNDAYPM

Len : 1 RC-# OF DAYS MISUSED TRANQUILIZERS IN PAST MONTH

	Freq	Pct
1 = 1-2 Days (IRTRQNM30FQ=1-2) .....	185	0.33
2 = 3-5 Days (IRTRQNM30FQ=3-5) .....	89	0.16
3 = 6-19 Days (IRTRQNM30FQ=6-19) .....	71	0.13
4 = 20-30 Days (IRTRQNM30FQ=20-30).....	29	0.05
5 = Non User or No Past Month Misuse (IRTRQNM30FQ=91,93).....	55762	99.33

(IRSTMNM30FQ)  
STMNDAYPM

Len : 1 RC-# OF DAYS MISUSED STIMULANTS IN PAST MONTH

	Freq	Pct
1 = 1-2 Days (IRSTMNM30FQ=1-2) .....	212	0.38
2 = 3-5 Days (IRSTMNM30FQ=3-5) .....	112	0.20
3 = 6-19 Days (IRSTMNM30FQ=6-19) .....	73	0.13
4 = 20-30 Days (IRSTMNM30FQ=20-30) .....	24	0.04
5 = Non User or No Past Month Misuse (IRSTMNM30FQ=91,93) .....	55715	99.25

(IRSEDNM30FQ)  
SEDNDAYPM

Len : 1 RC-# OF DAYS MISUSED SEDATIVES IN PAST MONTH

	Freq	Pct
1 = 1-2 Days (IRSEDNM30FQ=1-2).....	26	0.05
2 = 3-5 Days (IRSEDNM30FQ=3-5).....	14	0.02
3 = 6-19 Days (IRSEDNM30FQ=6-19).....	15	0.03
4 = 20-30 Days (IRSEDNM30FQ=20-30).....	4	0.01
5 = Non User or No Past Month Misuse (IRSEDNM30FQ=91,93).....	56077	99.89

(IRALCBNG30D)  
BNGDRMDAYS

Len : 1 RC-# OF DAYS BINGE USED ALCOHOL IN PAST MONTH

	Freq	Pct
1 = 1-2 Days (IRALCBNG30D=1-2).....	7671	13.67
2 = 3-5 Days (IRALCBNG30D=3-5).....	3620	6.45
3 = 6-19 Days (IRALCBNG30D=6-19).....	1888	3.36
4 = 20-30 Days (IRALCBNG30D=20-30).....	472	0.84
5 = Non User or No Past Month Use (IRALCBNG30D=91,93) .....	42485	75.68

(CIG30AV, IRCIGFM)  
CIGPDAY

Len : 1 RC-# OF CIGARETTES SMOKED PER DAY AMONG DAILY SMOKERS

	Freq	Pct
1 = Fewer Than 6 (CIG30AV=1,2,3 and IRCIGFM=30).....	1149	2.05
2 = 6-15 (CIG30AV=4 and IRCIGFM=30) .....	1936	3.45
3 = 16-25 (CIG30AV=5 and IRCIGFM=30) .....	1378	2.45
4 = 26 or More (CIG30AV=6,7 and IRCIGFM=30).....	410	0.73
5 = Not Reported (CIG30AV=85,94,97,98 and IRCIGFM=30).....	4	0.01
6 = No Daily Use (CIG30AV=91,93 or IRCIGFM=1-29,91,93) .....	51259	91.31

RECODED DRUG USE

(CIGPDAY)  
CIG1PACK

Len : 1 RC-SMKED 1+ PCK OF CIGS PER DAY AMNG DLY SMKERS (1/0)

	Freq	Pct
. = No daily use/not reported (CIGPDAY=5,6).....	51263	91.32
0 = Smoked <1 pack per day (CIGPDAY=1,2).....	3085	5.50
1 = Smoked 1+ pack per day (CIGPDAY=3,4).....	1788	3.19

The following variable, CIGAVGD, was defined as the midpoint of the range the respondent reported as the average number of cigarettes smoked per day on the days cigarettes were smoked in the past month (CIG30AV).

(CIG30AV)  
CIGAVGD

Len : 4 RC-AVG NUMBER OF CIGARETTES SMOKED PER DAY

	Freq	Pct
. = Not Used/Unknown (Otherwise).....	46936	83.61
0.5 = Less than 1 cigarette (CIG30AV=1) .....	1044	1.86
1 = 1 cigarette (CIG30AV=2) .....	1131	2.01
3.5 = 2 to 5 cigarettes (CIG30AV=3).....	2513	4.48
10.5 = 6 to 15 cigarettes (CIG30AV=4).....	2450	4.36
20.5 = 16 to 25 cigarettes (CIG30AV=5).....	1561	2.78
30.5 = 26 to 35 cigarettes (CIG30AV=6).....	317	0.56
50 = More than 35 cigarettes (CIG30AV=7).....	184	0.33

The following variable, CIGAVGM, was defined as the product of the number of days a user smoked cigarettes in the past month (IRCIGFM) and the average number of cigarettes smoked per day on the days cigarettes were smoked in the past month (CIGAVGD).

(CIGAVGD, IRCIGFM)  
CIGAVGM

Len : 6 RC-NUMBER OF CIGARETTES SMOKED PER USER IN PAST MONTH

	Freq	Pct
RANGE = 0.5 - 1500 .....	9200	16.39
. = Not Used/Unknown (CIGAVGD=. or IRCIGFM=91,93).....	46936	83.61

The following variable, ALCNUMDKPM, was defined as the product of the number of days a user consumed alcohol in the past month (IRALCFM) and the average number of drinks consumed per day on the days alcohol was used in the past month (ALCUS30D). A value of missing was assigned whenever a respondent said that they had not used alcohol in the past month (IRALCFM=91, 93 or ALCUS30D=991, 993) or the average number of drinks consumed per day on the days alcohol was used in the past month was unknown (ALCUS30D=985, 994, 997, 998) or logically assigned to 5 or more (ALCUS30D=975).

(ALCUS30D, IRALCFM)  
ALCNUMDKPM

Len : 4 RC-NUMBER OF ALC BEVS DRANK PER USER IN PAST MONTH

	Freq	Pct
RANGE = 1 - 1800 .....	23564	41.98
. = Not Used/Unknown (See comment above).....	32572	58.02

(IRCIGAGE)  
FUCIG18

Len : 1 RC-FIRST USED CIGARETTES PRIOR TO AGE 18

	Freq	Pct
1 = Yes (IRCIGAGE<18) .....	17446	31.08
2 = No (IRCIGAGE>=18) .....	38690	68.92

(IRCIGAGE)  
FUCIG21

Len : 1 RC-FIRST USED CIGARETTES PRIOR TO AGE 21

	Freq	Pct
1 = Yes (IRCIGAGE<21) .....	23317	41.54
2 = No (IRCIGAGE>=21) .....	32819	58.46

(IRCDUAGE)  
FUCD218

Len : 1 RC-FIRST USED CIGARETTES DAILY PRIOR TO AGE 18

	Freq	Pct
1 = Yes (IRCDUAGE<18).....	6416	11.43
2 = No (IRCDUAGE>=18).....	49720	88.57

(IRCDUAGE)  
FUCD221

Len : 1 RC-FIRST USED CIGARETTES DAILY PRIOR TO AGE 21

	Freq	Pct
1 = Yes (IRCDUAGE<21).....	10790	19.22
2 = No (IRCDUAGE>=21).....	45346	80.78

RECODED DRUG USE

(*IRCGRAGE*)  
FUCGR18

Len : 1	RC-FIRST USED CIGARS PRIOR TO AGE 18		
	1 = Yes (IRCGRAGE<18).....	<b>Freq</b>	<b>Pct</b>
	2 = No (IRCGRAGE>=18).....	5231	9.32
		50905	90.68

(*IRCGRAGE*)  
FUCGR21

Len : 1	RC-FIRST USED CIGARS PRIOR TO AGE 21		
	1 = Yes (IRCGRAGE<21).....	<b>Freq</b>	<b>Pct</b>
	2 = No (IRCGRAGE>=21).....	10348	18.43
		45788	81.57

(*IRSMKLSSTRY*)  
FUSMKLSS18

Len : 1	RC-FIRST USED SMOKELESS TOBACCO PRIOR TO AGE 18		
	1 = Yes (IRSMKLSSTRY<18).....	<b>Freq</b>	<b>Pct</b>
	2 = No (IRSMKLSSTRY>=18).....	4953	8.82
		51183	91.18

(*IRSMKLSSTRY*)  
FUSMKLSS21

Len : 1	RC-FIRST USED SMOKELESS TOBACCO PRIOR TO AGE 21		
	1 = Yes (IRSMKLSSTRY<21).....	<b>Freq</b>	<b>Pct</b>
	2 = No (IRSMKLSSTRY>=21).....	6976	12.43
		49160	87.57

(*IRALCAGE*)  
FUALC18

Len : 1	RC-FIRST USED ALCOHOL PRIOR TO AGE 18		
	1 = Yes (IRALCAGE<18).....	<b>Freq</b>	<b>Pct</b>
	2 = No (IRALCAGE>=18).....	24330	43.34
		31806	56.66

(*IRALCAGE*)  
FUALC21

Len : 1	RC-FIRST USED ALCOHOL PRIOR TO AGE 21		
	1 = Yes (IRALCAGE<21).....	<b>Freq</b>	<b>Pct</b>
	2 = No (IRALCAGE>=21).....	33608	59.87
		22528	40.13

(*IRMJAGE*)  
FUMJ18

Len : 1	RC-FIRST USED MARIJUANA PRIOR TO AGE 18		
	1 = Yes (IRMJAGE<18).....	<b>Freq</b>	<b>Pct</b>
	2 = No (IRMJAGE>=18).....	15303	27.26
		40833	72.74

(*IRMJAGE*)  
FUMJ21

Len : 1	RC-FIRST USED MARIJUANA PRIOR TO AGE 21		
	1 = Yes (IRMJAGE<21).....	<b>Freq</b>	<b>Pct</b>
	2 = No (IRMJAGE>=21).....	21005	37.42
		35131	62.58

(*IRCOCAGE*)  
FUCOC18

Len : 1	RC-FIRST USED COCAINE PRIOR TO AGE 18		
	1 = Yes (IRCOCAGE<18).....	<b>Freq</b>	<b>Pct</b>
	2 = No (IRCOCAGE>=18).....	1540	2.74
		54596	97.26

(*IRCOCAGE*)  
FUCOC21

Len : 1	RC-FIRST USED COCAINE PRIOR TO AGE 21		
	1 = Yes (IRCOCAGE<21).....	<b>Freq</b>	<b>Pct</b>
	2 = No (IRCOCAGE>=21).....	3681	6.56
		52455	93.44

RECODED DRUG USE

(IRCRKAGE)  
FUCRK18

Len : 1	RC-FIRST USED CRACK PRIOR TO AGE 18		
	1 = Yes (IRCRKAGE<18).....	<b>Freq</b>	<b>Pct</b>
	2 = No (IRCRKAGE>=18).....	274	0.49
		55862	99.51

(IRCRKAGE)  
FUCRK21

Len : 1	RC-FIRST USED CRACK PRIOR TO AGE 21		
	1 = Yes (IRCRKAGE<21).....	<b>Freq</b>	<b>Pct</b>
	2 = No (IRCRKAGE>=21).....	608	1.08
		55528	99.92

(IRHERAGE)  
FUHER18

Len : 1	RC-FIRST USED HEROIN PRIOR TO AGE 18		
	1 = Yes (IRHERAGE<18).....	<b>Freq</b>	<b>Pct</b>
	2 = No (IRHERAGE>=18).....	163	0.29
		55973	99.71

(IRHERAGE)  
FUHER21

Len : 1	RC-FIRST USED HEROIN PRIOR TO AGE 21		
	1 = Yes (IRHERAGE<21).....	<b>Freq</b>	<b>Pct</b>
	2 = No (IRHERAGE>=21).....	404	0.72
		55732	99.28

(IRHALLUCAGE)  
FUHALLUC18

Len : 1	RC-FIRST USED HALLUCINOGENS PRIOR TO AGE 18		
	1 = Yes (IRHALLUCAGE<18).....	<b>Freq</b>	<b>Pct</b>
	2 = No (IRHALLUCAGE>=18).....	3176	5.66
		52960	94.34

(IRHALLUCAGE)  
FUHALLUC21

Len : 1	RC-FIRST USED HALLUCINOGENS PRIOR TO AGE 21		
	1 = Yes (IRHALLUCAGE<21).....	<b>Freq</b>	<b>Pct</b>
	2 = No (IRHALLUCAGE>=21).....	5974	10.64
		50162	89.36

(IRLSDAGE)  
FULSD18

Len : 1	RC-FIRST USED LSD PRIOR TO AGE 18		
	1 = Yes (IRLSDAGE<18).....	<b>Freq</b>	<b>Pct</b>
	2 = No (IRLSDAGE>=18).....	1884	3.36
		54252	96.64

(IRLSDAGE)  
FULSD21

Len : 1	RC-FIRST USED LSD PRIOR TO AGE 21		
	1 = Yes (IRLSDAGE<21).....	<b>Freq</b>	<b>Pct</b>
	2 = No (IRLSDAGE>=21).....	3620	6.45
		52516	93.55

(IRPCPAGE)  
FUPCP18

Len : 1	RC-FIRST USED PCP PRIOR TO AGE 18		
	1 = Yes (IRPCPAGE<18).....	<b>Freq</b>	<b>Pct</b>
	2 = No (IRPCPAGE>=18).....	324	0.58
		55812	99.42

(IRPCPAGE)  
FUPCP21

Len : 1	RC-FIRST USED PCP PRIOR TO AGE 21		
	1 = Yes (IRPCPAGE<21).....	<b>Freq</b>	<b>Pct</b>
	2 = No (IRPCPAGE>=21).....	534	0.95
		55602	99.05

RECODED DRUG USE

(IRECSTMOAGE)  
FUECSTMO18

Len : 1	RC-FIRST USED ECSTASY PRIOR TO AGE 18		
	1 = Yes (IRECSTMOAGE<18).....	<b>Freq</b>	<b>Pct</b>
	2 = No (IRECSTMOAGE>=18).....	1115	1.99
		55021	98.01

(IRECSTMOAGE)  
FUECSTMO21

Len : 1	RC-FIRST USED ECSTASY PRIOR TO AGE 21		
	1 = Yes (IRECSTMOAGE<21).....	<b>Freq</b>	<b>Pct</b>
	2 = No (IRECSTMOAGE>=21).....	2619	4.67
		53517	95.33

(IRINHALAGE)  
FUINHAL18

Len : 1	RC-FIRST USED INHALANTS PRIOR TO AGE 18		
	1 = Yes (IRINHALAGE<18).....	<b>Freq</b>	<b>Pct</b>
	2 = No (IRINHALAGE>=18).....	3742	6.67
		52394	93.33

(IRINHALAGE)  
FUINHAL21

Len : 1	RC-FIRST USED INHALANTS PRIOR TO AGE 21		
	1 = Yes (IRINHALAGE<21).....	<b>Freq</b>	<b>Pct</b>
	2 = No (IRINHALAGE>=21).....	4605	8.20
		51531	91.80

(IRMETHAMAGE)  
FUMETHAM18

Len : 1	RC-FIRST USED METHAMPHETAMINE PRIOR TO AGE 18		
	1 = Yes (IRMETHAMAGE<18).....	<b>Freq</b>	<b>Pct</b>
	2 = No (IRMETHAMAGE>=18).....	775	1.38
		55361	98.62

(IRMETHAMAGE)  
FUMETHAM21

Len : 1	RC-FIRST USED METHAMPHETAMINE PRIOR TO AGE 21		
	1 = Yes (IRMETHAMAGE<21).....	<b>Freq</b>	<b>Pct</b>
	2 = No (IRMETHAMAGE>=21).....	1463	2.61
		54673	97.39

(IRPNRNIMAGE)  
FUPNRNM18

Len : 1	RC-FIRST MISUSED PAIN RELIEVERS PRIOR TO AGE 18		
	1 = Yes (IRPNRNIMAGE<18).....	<b>Freq</b>	<b>Pct</b>
	2 = No (IRPNRNIMAGE>=18).....	138	0.25
		55998	99.75

(IRPNRNIMAGE)  
FUPNRNM21

Len : 1	RC-FIRST MISUSED PAIN RELIEVERS PRIOR TO AGE 21		
	1 = Yes (IRPNRNIMAGE<21).....	<b>Freq</b>	<b>Pct</b>
	2 = No (IRPNRNIMAGE>=21).....	212	0.38
		55924	99.62

(IRTRQNMAGE)  
FUTRQNM18

Len : 1	RC-FIRST MISUSED TRANQUILIZERS PRIOR TO AGE 18		
	1 = Yes (IRTRQNMAGE<18).....	<b>Freq</b>	<b>Pct</b>
	2 = No (IRTRQNMAGE>=18).....	122	0.22
		56014	99.78

(IRTRQNMAGE)  
FUTRQNM21

Len : 1	RC-FIRST MISUSED TRANQUILIZERS PRIOR TO AGE 21		
	1 = Yes (IRTRQNMAGE<21).....	<b>Freq</b>	<b>Pct</b>
	2 = No (IRTRQNMAGE>=21).....	174	0.31
		55962	99.69

RECODED DRUG USE

*(IRSTMNAGE)*  
FUSTMNM18

Len : 1	RC-FIRST MISUSED STIMULANTS PRIOR TO AGE 18		
	1 = Yes (IRSTMNAGE<18).....	<b>Freq</b>	<b>Pct</b>
		125	0.22
	2 = No (IRSTMNAGE>=18).....	56011	99.78

*(IRSTMNAGE)*  
FUSTMNM21

Len : 1	RC-FIRST MISUSED STIMULANTS PRIOR TO AGE 21		
	1 = Yes (IRSTMNAGE<21).....	<b>Freq</b>	<b>Pct</b>
		198	0.35
	2 = No (IRSTMNAGE>=21).....	55938	99.65

*(IRSEDNAGE)*  
FUSEDNM18

Len : 1	RC-FIRST MISUSED SEDATIVES PRIOR TO AGE 18		
	1 = Yes (IRSEDNAGE<18).....	<b>Freq</b>	<b>Pct</b>
		17	0.03
	2 = No (IRSEDNAGE>=18).....	56119	99.97

*(IRSEDNAGE)*  
FUSEDNM21

Len : 1	RC-FIRST MISUSED SEDATIVES PRIOR TO AGE 21		
	1 = Yes (IRSEDNAGE<21).....	<b>Freq</b>	<b>Pct</b>
		27	0.05
	2 = No (IRSEDNAGE>=21).....	56109	99.95

RECODED DRUG USE

The following main reason for misusing pain relievers, PNRMAINRSN, is defined based on answers to questions about respondents' reasons for misusing pain relievers for their last misuse. Respondents could report more than one reason for misusing pain relievers the last time. If they reported more than one reason, then they were asked to report the main reason. If data existed for the main reason question, then that response was considered to be their main reason. If respondents reported only one reason for their last misuse, then that logically was the main reason (i.e., these respondents were not asked the question for their main reason). If respondents reported that some other reason was their main reason for their last misuse, then their response was logically assigned from the write in data. In the documentation below, values of 11-18 in PNRRSMMAIN reflect situations where respondents reported more than one reason for their last misuse, their "other" reason for their last misuse was their main reason for their last misuse, but the other reason was the reason specified as one of the eight categories below.

1. Main reason is to relieve physical pain (PNRRSMMAIN=1,11), reported only one reason which was to relieve physical pain (PNRRSMMAIN=99 and PNRRSPAIN=1), or reported some other reason as their only reason but specified that this other reason was to relieve physical pain (PNRRSMMAIN=99 and PNRRSPAIN=3).
2. Main reason is to relax or relieve tension (PNRRSMMAIN=2,12), reported only one reason which was to relax or relieve tension (PNRRSMMAIN=99 and PNRRSRELX=1), or reported some other reason as their only reason but specified that this other reason was to relax or relieve tension (PNRRSMMAIN=99 and PNRRSRELX=3).
3. Main reason is to experiment or see what it's like (PNRRSMMAIN=3,13), reported only one reason which was to experiment or see what it's like (PNRRSMMAIN=99 and PNRRSEXPT=1), or reported some other reason as their only reason but specified that this other reason was to experiment or see what it's like (PNRRSMMAIN=99 and PNRRSEXPT=3).
4. Main reason is to feel good or get high (PNRRSMMAIN=4,14), reported only one reason which was to feel good or get high (PNRRSMMAIN=99 and PNRRHIGH=1), or reported some other reason as their only reason but specified that this other reason was to feel good or get high (PNRRSMMAIN=99 and PNRRSHIGH=3).
5. Main reason is to help with sleep (PNRRSMMAIN=5,15), reported only one reason which was to help with sleep (PNRRSMMAIN=99 and PNRRSSLEP=1), or reported some other reason as their only reason but specified that this other reason was to help with sleep (PNRRSMMAIN=99 and PNRRSSLEP=3).
6. Main reason is to help with feelings or emotions (PNRRSMMAIN=6,16), reported only one reason which was to help with feelings or emotions (PNRRSMMAIN=99 and PNRRSEMOT=1), or reported some other reason as their only reason but specified that this other reason was to help with feelings or emotions (PNRRSMMAIN=99 and PNRRSEMOT=3).
7. Main reason is to increase/decrease effects of other drugs (PNRRSMMAIN=7,17), reported only one reason which was to increase/decrease the effects of other drugs (PNRRSMMAIN=99 and PNRRSDGFX=1), or reported some other reason as their only reason but specified that this other reason was to increase/decrease the effects of other drugs (PNRRSMMAIN=99 and PNRRSDGFX=3).
8. Main reason is because hooked or have to have drug (PNRRSMMAIN=8,18), reported only one reason which was because they were hooked or had to have the drug (PNRRSMMAIN=99 and PNRRSHOOK=1), or reported some other reason as their only reason but specified that this other reason was because they were hooked or had to have the drug (PNRRSMMAIN=99 and PNRRSHOOK=3).
9. Main reason is some other reason (PNRRSMMAIN=9), or reported only one reason which was a valid other reason listed for pain relievers other than those defined above based on the write in data (PNRRSMMAIN=99 and PNRRSSOR=1 and PNRRSOTRS2=9-71). Values of 1-8 that are in the specific other reason level are write in responses that do not correspond to reasons listed for pain relievers but are considered valid reasons so are not excluded.

(System Missing): Main reason is unknown (PNRRSMMAIN=85,94,98) or reported only one reason and the other pain reliever reason was not a valid reason (PNRRSMMAIN=99 and PNRRSSOR=1 and PNRRSOTRS2=985,994,997).

*(PNRRSDGFX, PNRRSEMOT, PNRRSEXPT, PNRRSHIGH, PNRRSHOOK, PNRRSMMAIN, PNRRSOTRS2, PNRRSPAIN, PNRRSRELX, PNRRSSLEP, PNRRSSOR)*

PNRMAINRSN Len : 1 RC-MAIN REASON FOR MISUSING PAIN RELIEVERS LAST EPISODE

	Freq	Pct
. = Unknown (See comment above).....	292	0.52
1 = Relieve physical pain (see comment above).....	1269	2.26
2 = Relax or relieve tension (see comment above).....	197	0.35
3 = Experiment/see what like (see comment above).....	69	0.12
4 = Feel good/get high (see comment above).....	287	0.51
5 = Help with sleep (see comment above).....	82	0.15
6 = Help with feelings or emotions (see comment above).....	111	0.20
7 = Inc/dec effects oth drg (see comment above).....	20	0.04
8 = Hooked or have to have drug (see comment above).....	44	0.08
9 = Some other reason (see comment above).....	20	0.04
10 = Did not misuse in pst 12 mos (PNRRSMMAIN=83,91,93).....	53745	95.74

RECODED DRUG USE

The following main reason for misusing tranquilizers, TRQMAINRSN, is defined based on answers to questions about respondents' reasons for misusing tranquilizers for their last misuse. Respondents could report more than one reason for misusing tranquilizers the last time. If they reported more than one reason, then they were asked to report the main reason. If data existed for the main reason question, then that response was considered to be their main reason. If respondents reported only one reason for their last misuse, then that logically was the main reason (i.e., these respondents were not asked the question for their main reason). If respondents reported that some other reason was their main reason for their last misuse, then their response was logically assigned from the write in data. In the documentation below, values of 11-17 in TRQRSMAIN reflect situations where respondents reported more than one reason for their last misuse, their "other" reason for their last misuse was their main reason for their last misuse, but the other reason was the reason specified as one of the seven categories below.

1. Main reason is to relax or relieve tension (TRQRSMAIN=1,11), reported only one reason which was to relax or relieve tension (TRQRSMAIN=99 and TRQRSRELX=1), or reported some other reason as their only reason but specified that this other reason was to relax or relieve tension (TRQRSMAIN=99 and TRQRSRELX=3).
2. Main reason is to experiment or see what it's like (TRQRSMAIN=2,12), reported only one reason which was to experiment or see what it's like (TRQRSMAIN=99 and TRQRSEXPT=1), or reported some other reason as their only reason but specified that this other reason was to experiment or see what it's like (TRQRSMAIN=99 and TRQRSEXPT=3).
3. Main reason is to feel good or get high (TRQRSMAIN=3,13), reported only one reason which was to feel good or get high (TRQRSMAIN=99 and TRQRSHIGH=1), or reported some other reason as their only reason but specified that this other reason was to feel good or get high (TRQRSMAIN=99 and TRQRSHIGH=3).
4. Main reason is to help with sleep (TRQRSMAIN=4,14), reported only one reason which was to help with sleep (TRQRSMAIN=99 and TRQRSSLEP=1), or reported some other reason as their only reason but specified that this other reason was to help with sleep (TRQRSMAIN=99 and TRQRSSLEP=3).
5. Main reason is to help with feelings or emotions (TRQRSMAIN=5,15), reported only one reason which was to help with feelings or emotions (TRQRSMAIN=99 and TRQRSEMOT=1), or reported some other reason as their only reason but specified that this other reason was to help with feelings or emotions (TRQRSMAIN=99 and TRQRSEMOT=3).
6. Main reason is to increase/decrease effects of other drugs (TRQRSMAIN=6,16), reported only one reason which was to increase/decrease the effects of other drugs (TRQRSMAIN=99 and TRQRSDGFX=1), or reported some other reason as their only reason but specified that this other reason was to increase/decrease the effects of other drugs (TRQRSMAIN=99 and TRQRSDGFX=3).
7. Main reason is because hooked or have to have drug (TRQRSMAIN=7,17), reported only one reason which was because they were hooked or had to have the drug (TRQRSMAIN=99 and TRQRSHOOK=1), or reported some other reason as their only reason but specified that this other reason was because they were hooked or had to have the drug (TRQRSMAIN=99 and TRQRSHOOK=3).
8. Main reason is some other reason (TRQRSMAIN=8), or reported only one reason which was a valid other reason listed for tranquilizer other than those defined above based on the write in data (TRQRSMAIN=99 and TRQRSSOR=1 and TRQRSOTRS2=1, 9-72). Values of 2-8 that are in the specific other reason level are write in responses that do not correspond to reasons listed for tranquilizers but are considered valid reasons so are not excluded.

(System Missing): Main reason is unknown (TRQRSMAIN=85,94,98) or reported only one reason and the other tranquilizer reason was not a valid reason (TRQRSMAIN=99 and TRQRSSOR=1 and TRQRSOTRS2=985,994,997).

*(TRQRSDGFX, TRQRSEMOT, TRQRSEXPT, TRQRSHIGH, TRQRSHOOK, TRQRSMAIN, TRQRSOTRS2, TRQRSRELX, TRQRSSLEP, TRQRSSOR)*

TRQMAINRSN

Len : 1 RC-MAIN REASON FOR MISUSING TRANQUILIZERS LAST EPISODE

	Freq	Pct
. = Unknown (see comment above).....	171	0.30
1 = Relax or relieve tension (see comment above).....	496	0.88
2 = Experiment/see what like (see comment above) .....	128	0.23
3 = Feel good/get high (see comment above).....	176	0.31
4 = Help with sleep (see comment above).....	211	0.38
5 = Help with feelings or emotions (see comment above).....	176	0.31
6 = Inc/dec effects oth drg (see comment above) .....	19	0.03
7 = Hooked or have to have drug (see comment above).....	6	0.01
8 = Some other reason (see comment above) .....	31	0.06
9 = Did not misuse in pst 12 mos (TRQRSMAIN=83,91,93) .....	54722	97.48



RECODED DRUG USE

The following main reason for misusing stimulants, STMMAINRSN, is defined based on answers to questions about respondents' reasons for misusing stimulants for their last misuse. Respondents could report more than one reason for misusing stimulants the last time. If they reported more than one reason, then they were asked to report the main reason. If data existed for the main reason question, then that response was considered to be their main reason. If respondents reported only one reason for their last misuse, then that logically was the main reason (i.e., these respondents were not asked the question for their main reason). If respondents reported that some other reason was their main reason for their last misuse, then their response was logically assigned from the write in data. In the documentation below, values of 11-18 in STMRSMAIN reflect situations where respondents reported more than one reason for their last misuse, their "other" reason for their last misuse was their main reason for their last misuse, but the other reason was the reason specified as one of the eight categories below.

1. Main reason is to help lose weight (STMRSMAIN=1,11), reported only one reason which was to help lose weight (STMRSMAIN=99 and STMRSWGHT=1), or reported some other reason as their only reason but specified that this other reason was to help lose weight (STMRSMAIN=99 and STMRSWGHT=3).
2. Main reason is to help concentrate (STMRSMAIN=2,12), reported only one reason which was to help concentrate (STMRSMAIN=99 and STMRSCONC=1), or reported some other reason as their only reason but specified that this other reason was to help concentrate (STMRSMAIN=99 and STMRSCONC=3).
3. Main reason is to help be alert or stay awake (STMRSMAIN=3,13), reported only one reason which was to help be alert or stay awake (STMRSMAIN=99 and STMRSALRT=1), or reported some other reason as their only reason but specified that this other reason was to help be alert or stay awake (STMRSMAIN=99 and STMRSALRT=3).
4. Main reason is to help study (STMRSMAIN=4,14), reported only one reason which was to help study (STMRSMAIN=99 and STMRSSTDY=1), or reported some other reason as their only reason but specified that this other reason was to help study (STMRSMAIN=99 and STMRSSTDY=3).
5. Main reason is to experiment or see what it's like (STMRSMAIN=5,15), reported only one reason which was to experiment or see what it's like (STMRSMAIN=99 and STMRSXPT=1), or reported some other reason as their only reason but specified that this other reason was to experiment or see what it's like (STMRSMAIN=99 and STMRSXPT=3).
6. Main reason is to feel good or get high (STMRSMAIN=6,16), reported only one reason which was to feel good or get high (STMRSMAIN=99 and STMRSHIGH=1), or reported some other reason as their only reason but specified that this other reason was to feel good or get high (STMRSMAIN=99 and STMRSHIGH=3).
7. Main reason is to increase/decrease effects of other drugs (STMRSMAIN=7,17), reported only one reason which was to increase/decrease the effects of other drugs (STMRSMAIN=99 and STMRSDGFX=1), or reported some other reason as their only reason but specified that this other reason was to increase/decrease the effects of other drugs (STMRSMAIN=99 and STMRSDGFX=3).
8. Main reason is because hooked or have to have the drug (STMRSMAIN=8,18), reported only one reason which was because they were hooked or had to have the drug (STMRSMAIN=99 and STMRSHOOK=1), or reported some other reason as their only reason but specified that this other reason was because they were hooked or had to have the drug (STMRSMAIN=99 and STMRSHOOK=3).
9. Main reason is some other reason (STMRSMAIN=9), or reported only one reason which was a valid other reason listed for stimulant other than those defined above based on the write in data (STMRSMAIN=99 and STMRSOR=1 and STMRSOTRS2=1,2,6,14-35). Values of 3,4, and 7-12 that are in the specific other reason level are write in responses that do not correspond to reasons listed for stimulants but are considered valid reasons so are not excluded.

(System Missing): Main reason is unknown (STMRSMAIN=85,94,98) or reported only one reason and the other reason was not a valid reason (STMRSMAIN=99 and STMRSOR=1 and STMRSOTRS2 = 985,994,997).

(STMRSALRT, STMRSCONC, STMRSDGFX, STMRSXPT, STMRSHIGH, STMRSHOOK, STMRSMAIN, STMRSOTRS2, STMRSOR, STMRSSTDY, STMRSWGHT)

STMMAINRSN Len: 1 RC-MAIN REASON FOR MISUSING STIMULANTS LAST EPISODE

	Freq	Pct
. = Unknown (see comment above).....	169	0.30
1 = Help lose weight (see comment above).....	40	0.07
2 = Help concentrate (see comment above).....	403	0.72
3 = Help be alert or stay awake (see comment above) .....	381	0.68
4 = Help study (see comment above).....	322	0.57
5 = Experiment/see what like (see comment above) .....	87	0.15
6 = Feel good/get high (see comment above).....	157	0.28
7 = Inc/dec effects oth drg (see comment above) .....	15	0.03
8 = Hooked or have to have drug (see comment above).....	6	0.01
9 = Some other reason (see comment above).....	34	0.06
10 = Did not misuse in pst 12 mos (STMRSMAIN=83,91,93) .....	54522	97.12

RECORDED DRUG USE

The following main reason for misusing sedatives, SEDMAINRSN, is defined based on answers to questions about respondents' reasons for misusing sedatives for their last misuse. Respondents could report more than one reason for misusing sedatives the last time. If they reported more than one reason, then they were asked to report the main reason. If data existed for the main reason question, then that response was considered to be their main reason. If respondents reported only one reason for their last misuse, then that logically was the main reason (i.e., these respondents were not asked the question for their main reason). If respondents reported that some other reason was their main reason for their last misuse, then their response was logically assigned from the write in data. In the documentation below, values of 11-17 in SEDRSMAIN reflect situations where respondents reported more than one reason for their last misuse, their "other" reason for their last misuse was their main reason for their last misuse, but the other reason was the reason specified as one of the seven categories below.

1. Main reason is to relax or relieve tension (SEDRSMAIN=1,11), reported only one reason which was to relax or relieve tension (SEDRSMAIN=99 and SEDRSRELX=1), or reported some other reason as their only reason but specified that this other reason was to relax or relieve tension (SEDRSMAIN=99 and SEDRSRELX=3).
2. Main reason is to experiment or see what it's like (SEDRSMAIN=2,12), reported only one reason which was to experiment or see what it's like (SEDRSMAIN=99 and SEDRSEXPT=1), or reported some other reason as their only reason but specified that this other reason was to experiment or see what it's like (SEDRSMAIN=99 and SEDRSEXPT=3).
3. Main reason is to feel good or get high (SEDRSMAIN=3,13), reported only one reason which was to feel good or get high (SEDRSMAIN=99 and SEDRSHIGH=1), or reported some other reason as their only reason but specified that this other reason was to feel good or get high (SEDRSMAIN=99 and SEDRSHIGH=3).
4. Main reason is to help with sleep (SEDRSMAIN=4,14), reported only one reason which was to help with sleep (SEDRSMAIN=99 and SEDRSSLEP=1), or reported some other reason as their only reason but specified that this other reason was to help with sleep (SEDRSMAIN=99 and SEDRSSLEP=3).
5. Main reason is to help with feelings or emotions (SEDRSMAIN=5,15), reported only one reason which was to help with feelings or emotions (SEDRSMAIN=99 and SEDRSEMOT=1), or reported some other reason as their only reason but specified that this other reason was to help with feelings or emotions (SEDRSMAIN=99 and SEDRSEMOT=3).
6. Main reason is to increase/decrease effects of other drugs (SEDRSMAIN=6,16), reported only one reason which was to increase/decrease the effects of other drugs (SEDRSMAIN=99 and SEDRSDGFX=1), or reported some other reason as their only reason but specified that this other reason was to increase/decrease the effects of other drugs (SEDRSMAIN=99 and SEDRSDGFX=3).
7. Main reason is because hooked or have to have the drug (SEDRSMAIN=7,17), reported only one reason which was because they were hooked or had to have the drug (SEDRSMAIN=99 and SEDRSHOOK=1), or reported some other reason as their only reason but specified that this other reason was because they were hooked or had to have the drug (SEDRSMAIN=99 and SEDRSHOOK=3).
8. Main reason is some other reason (SEDRSMAIN=8), or reported only one reason which was a valid other reason listed for sedative other than those defined above based on the write in data (SEDRSMAIN=99 and SEDRSSOR=1 and SEDRSOTRS2=1, 9-33). Values of 2-8 that are in the specific other reason level are write in responses that do not correspond to reasons listed for sedatives but are considered valid reasons so are not excluded.

(System Missing): Main reason is unknown (SEDRSMAIN=85,94,98) or reported only one reason and the other reason was not a valid reason (SEDRSMAIN=99 and SEDRSSOR=1 and SEDRSOTRS2=985,994,997).

(*SEDRSDGFX, SEDRSEMOT, SEDRSEXPT, SEDRSHIGH, SEDRSHOOK, SEDRSMAIN, SEDRSOTRS2, SEDRSRELX, SEDRSSLEP, SEDRSSOR*)

SEDMAINRSN

Len : 1 RC-MAIN REASON FOR MISUSING SEDATIVES LAST EPISODE

	Freq	Pct
. = Unknown (see comment above).....	176	0.31
1 = Relax or relieve tension (see comment above).....	40	0.07
2 = Experiment/see what like (see comment above).....	10	0.02
3 = Feel good/get high (see comment above).....	17	0.03
4 = Help with sleep (see comment above).....	134	0.24
5 = Help with feelings or emotions (see comment above).....	11	0.02
6 = Inc/dec effects oth drg (see comment above).....	3	0.01
7 = Hooked or have to have drug (see comment above).....	2	0.00
8 = Some other reason (see comment above).....	3	0.01
9 = Did not misuse in pst 12 mos (SEDRSMAIN=83,91,93).....	55740	99.29

RECODED DRUG USE

NOTE: Due to the 2015 questionnaire redesign, measures of the source of respondent's most recent misuse of prescription drugs were either removed due to data availability issues or were created differently and renamed due to a break in trend.

The variable for the source of last use of methamphetamine (MTHLTSC4) will not be created since methamphetamine is no longer included with the other prescription drugs and the source questions were removed. Additionally, questions asking about the sources of each prescription drug in the past 30 days were removed, resulting in a change in the creation method of the remaining source of last use variables: SRCPNRNM2 (previously ANLLTS2), SRCTRQNM2 (previously TRNLTS2), SRCSTMNM2 (previously STMLTS2), and SRCSEDNM2 (SEDLTS2). Other questionnaire changes that contributed to a trend break for the source of a respondent's most recent misuse of prescription drugs were that the questions were relocated from the Prior Substance Use module to modules pertaining to the use of the specific drug and two response options were removed.

In 2015 and later years, four variables pertain to the source of a respondent's most recent misuse of prescription pain relievers (SRCPNRNM2), prescription tranquilizers (SRCTRQNM2), prescription stimulants (SRCSTMNM2), and prescription sedatives (SRCSEDNM2) within the past year.

For each variable there are 8 mutually exclusive categories for specific sources, and a missing category for respondents with no past year misuse or unknown responses to the source questions. The categories for the specific sources take into account responses from a single question asking about a single, most recent source of misuse among respondents who misused in the past year.

Based on the following conditions, a respondent was classified in one of the following 9 categories (including System missing) for the source of most recent prescription drug misuse in the past year for the variables, SRCPNRNM2, SRCTRQNM2, SRCSTMNM2, and SRCSEDNM2:

1. Got From One Doctor
2. Got From More Than One Doctor
3. Stole from Dr Office, Clinic, Hospital, or Pharmacy
4. Got From Friend or Relative for Free
5. Bought from Friend or Relative
6. Took from Friend or Relative without Asking
7. Bought from Drug Dealer or Other Stranger
8. Got Some Other Way

(System Missing) No Past Year Misuse/Unknown/Invalid Source

[SRCPNRNM2](#)      Len : 2    RC-SOURCE OF PAIN RELIEVERS FOR LAST MISUSE

	Freq	Pct
. = No Past Year Misuse/Unknown/Invalid Source .....	54118	96.41
1 = Got From One Doctor .....	634	1.13
2 = Got From More Than One Doctor .....	33	0.06
3 = Stole from Dr Office, Clinic, Hospital, or Pharmacy .....	17	0.03
4 = Got From Friend or Relative for Free .....	772	1.38
5 = Bought from Friend or Relative .....	197	0.35
6 = Took from Friend or Relative without Asking .....	100	0.18
7 = Bought from Drug Dealer or Other Stranger .....	155	0.28
8 = Got Some Other Way .....	110	0.20

[SRCTRQNM2](#)      Len : 2    RC-SOURCE OF TRANQUILIZERS FOR LAST MISUSE

	Freq	Pct
. = No Past Year Misuse/Unknown/Invalid Source .....	54923	97.84
1 = Got From One Doctor .....	187	0.33
2 = Got From More Than One Doctor .....	11	0.02
4 = Got From Friend or Relative for Free .....	559	1.00
5 = Bought from Friend or Relative .....	186	0.33
6 = Took from Friend or Relative without Asking .....	47	0.08
7 = Bought from Drug Dealer or Other Stranger .....	158	0.28
8 = Got Some Other Way .....	65	0.12

[SRCSTMNM2](#)      Len : 2    RC-SOURCE OF STIMULANTS FOR LAST MISUSE

	Freq	Pct
. = No Past Year Misuse/Unknown/Invalid Source .....	54719	97.48
1 = Got From One Doctor .....	185	0.33
2 = Got From More Than One Doctor .....	14	0.02
4 = Got From Friend or Relative for Free .....	708	1.26
5 = Bought from Friend or Relative .....	322	0.57
6 = Took from Friend or Relative without Asking .....	46	0.08
7 = Bought from Drug Dealer or Other Stranger .....	95	0.17
8 = Got Some Other Way .....	47	0.08

RECODED DRUG USE

[SRCSEDNM2](#)

Len : 2 RC-SOURCE OF SEDATIVES FOR LAST MISUSE

	Freq	Pct
. = No Past Year Misuse/Unknown/Invalid Source .....	55921	99.62
1 = Got From One Doctor .....	63	0.11
4 = Got From Friend or Relative for Free .....	107	0.19
5 = Bought from Friend or Relative .....	15	0.03
6 = Took from Friend or Relative without Asking .....	11	0.02
7 = Bought from Drug Dealer or Other Stranger .....	10	0.02
8 = Got Some Other Way .....	9	0.02

NOTE: Due to the 2015 questionnaire redesign, measures of the source of a friend's or relative's most recent misuse of prescription drugs were either removed due to data availability or were created differently and renamed due to a break in trend.

The variable for the source of last use of methamphetamine (MTHSRCF2) was not created since methamphetamine is no longer included with the other prescription drugs and the source questions were removed. Additionally, questions asking about friends' or relatives' sources of each prescription drug in the past 30 days were removed, resulting in a change in the creation method of the remaining source of last use variables: SRCFRPNRNM (previously ANLSRCF2), SRCFRTRQNM (previously TRNSRCF2), SRCFRSTMNM (previously STMSRCF2), and SRCFRSEDNM (SEDSRCF2). Other questionnaire changes that contributed to a trend break for the source of a friend's or relative's most recent misuse of prescription drugs were that the questions were relocated from the Prior Substance Use module to modules pertaining to the use of the specific drug and two response options were removed.

In the 2015 and later years questionnaire, a respondent who misused prescription drugs in the past year was administered a question regarding the source of the drug during their most recent use. If they indicated that their most recent source was a 'friend or relative for free' from either of these questions, then a respondent was administered a follow-up question that asked the source the friend/relative had obtained the drug from. The following four variables pertain to the source from which a respondent's friend or relative obtained the drug for prescription pain relievers (SRCFRPNRNM), prescription tranquilizers (SRCFRTRQNM), prescription stimulants (SRCFRSTMNM), and prescription sedatives (SRCFRSEDNM) within the past year.

For each variable there are eight mutually exclusive categories for specific sources that the friend/relative obtained the drug from and a missing category for respondents who did not indicate using the drug in the past year (or lifetime) or a respondent that indicated in one of the previous questions that they had obtained the drug for most recent use from a valid source other than a friend or relative for free and respondents with unknown or invalid values.

Based on the following conditions, a respondent was classified in one of the following nine categories (including System Missing) for the source of most recent prescription drug use in the past year for the variables, SRCFRPNRNM, SRCFRTRQNM, SRCFRSTMNM, and SRCFRSEDNM:

1. Got Prescription(s) from One Doctor (XXXGOTLAS=4 and XXXFFGOT=1, 11)
2. Got Prescription(s) from More Than One Doctor (XXXGOTLAS=4 and XXXFFGOT=2, 12)
3. Stole from Dr Office, Clinic, Hospital, or Pharmacy(XXXGOTLAS=4 and XXXFFGOT=3, 13)
4. Got From Friend or Relative for Free (XXXGOTLAS=4 and XXXFFGOT=4, 14)
5. Bought from Friend or Relative (XXXGOTLAS=4 and XXXFFGOT=5, 15)
6. Took from Friend or Relative without Asking (XXXGOTLAS=4 and XXXFFGOT=6, 16)
7. Bought from Drug Dealer or Other Stranger (XXXGOTLAS=4 and XXXFFGOT=7, 17)
8. Got Some Other Way (XXXGOTLAS=4 and XXXFFGOT=8 and XXXFFGTSP=valid "other" response, levels 9-38, 71)

(System Missing): No Past Year Misuse or Valid Source of Most Recent Misuse Not from Friend or Relative for Free /Unknown/Invalid Source (XXXGOTLAS not=4 or [XXXGOTLAS=4 and XXXFFGOT=94, 97, 98]) or [XXXGOTLAS=4 and XXXFFGOT=8 and XXXFFGTSP=70, 72-75, 85, 94, 97, 98])

[SRCFRPNRNM](#)

Len : 2 RC-SOURCE OF FRIEND/RELATIVE PAIN RELIEVERS FOR LAST MISUSE

	Freq	Pct
. = No PY Misuse/Not from Fr,Rel/Unknwn/Invalid Source .....	55425	98.73
1 = Got Prescription(s) from One Doctor .....	586	1.04
2 = Got Prescription(s) from More Than One Doctor .....	15	0.03
3 = Stole from Dr Office, Clinic, Hospital, or Pharmacy .....	8	0.01
4 = Got from Friend or Relative for Free .....	39	0.07
5 = Bought from Friend or Relative .....	18	0.03
6 = Took from Friend or Relative without Asking .....	9	0.02
7 = Bought from Drug Dealer or Other Stranger .....	19	0.03
8 = Got Some Other Way .....	17	0.03

RECODED DRUG USE

[SRCFRTRQNM](#) Len : 2 RC-SOURCE OF FRIEND/RELATIVE TRANQUILIZERS FOR LAST MISUSE

	Freq	Pct
. = No PY Misuse/Not from Fr,Rel/Unknwn/Invalid Source .....	55626	99.09
1 = Got Prescription(s) from One Doctor.....	383	0.68
2 = Got Prescription(s) from More Than One Doctor.....	12	0.02
3 = Stole from Dr Office, Clinic, Hospital,or Pharmacy.....	4	0.01
4 = Got from Friend or Relative for Free.....	29	0.05
5 = Bought from Friend or Relative.....	40	0.07
6 = Took from Friend or Relative without Asking.....	3	0.01
7 = Bought from Drug Dealer or Other Stranger.....	31	0.06
8 = Got Some Other Way.....	8	0.01

[SRCFRSTMNM](#) Len : 2 RC-SOURCE OF FRIEND/RELATIVE STIMULANTS FOR LAST MISUSE

	Freq	Pct
. = No PY Misuse/Not from Fr,Rel/Unknwn/Invalid Source .....	55482	98.83
1 = Got Prescription(s) from One Doctor.....	537	0.96
2 = Got Prescription(s) from More Than One Doctor.....	17	0.03
4 = Got from Friend or Relative for Free.....	44	0.08
5 = Bought from Friend or Relative.....	34	0.06
7 = Bought from Drug Dealer or Other Stranger.....	15	0.03
8 = Got Some Other Way.....	7	0.01

[SRCFRSEDNM](#) Len : 2 RC-SOURCE OF FRIEND/RELATIVE SEDATIVES FOR LAST MISUSE

	Freq	Pct
. = No PY Misuse/Not from Fr,Rel/Unknwn/Invalid Source .....	56033	99.82
1 = Got Prescription(s) from One Doctor.....	90	0.16
2 = Got Prescription(s) from More Than One Doctor.....	3	0.01
4 = Got from Friend or Relative for Free.....	4	0.01
5 = Bought from Friend or Relative.....	3	0.01
6 = Took from Friend or Relative without Asking.....	2	0.00
7 = Bought from Drug Dealer or Other Stranger.....	1	0.00

NOTE: The following four variables show collapsed levels for the source of friend or relative's most recent misuse of prescription pain relievers (SRCCLFRPNR), prescription tranquilizers (SRCCLFRTRQ), prescription stimulants (SRCCLFRSTM), and prescription sedatives (SRCCLFRSED) within the past year.

*(SRCFRPNRNM)*  
[SRCCLFRPNR](#) Len : 1 RC-COLLAPSED SOURCE OF FRND/REL PAIN RLVRs FOR LAST MISUSE

	Freq	Pct
. = No PY Misuse/Not from Fr,Rel/Unknwn/Invld (Otherwise) .....	55425	98.73
1 = Got Frm Dr/Stle Frm Hlth Cr Prv (SRCFRPNRNM=1,2,3).....	609	1.08
2 = Got From Friend/Relative (SRCFRPNRNM=4,5,6).....	66	0.12
3 = Got From Another Source (SRCFRPNRNM=7,8).....	36	0.06

*(SRCFRTRQNM)*  
[SRCCLFRTRQ](#) Len : 1 RC-COLLAPSED SOURCE OF FRND/REL TRANQLZRS FOR LAST MISUSE

	Freq	Pct
. = No PY Misuse/Not from Fr,Rel/Unknwn/Invld (Otherwise) .....	55626	99.09
1 = Got Frm Dr/Stle Frm Hlth Cr Prv (SRCFRTRQNM=1,2,3).....	399	0.71
2 = Got From Friend/Relative (SRCFRTRQNM=4,5,6).....	72	0.13
3 = Got From Another Source (SRCFRTRQNM=7,8).....	39	0.07

*(SRCFRSTMNM)*  
[SRCCLFRSTM](#) Len : 1 RC-COLLAPSED SOURCE OF FRND/REL STIMULANTS FOR LAST MISUSE

	Freq	Pct
. = No PY Misuse/Not from Fr,Rel/Unknwn/Invld (Otherwise) .....	55482	98.83
1 = Got Frm Dr/Stle Frm Hlth Cr Prv (SRCFRSTMNM=1,2,3).....	554	0.99
2 = Got From Friend/Relative (SRCFRSTMNM=4,5,6).....	78	0.14
3 = Got From Another Source (SRCFRSTMNM=7,8).....	22	0.04

*(SRCFRSEDNM)*  
[SRCCLFRSED](#) Len : 1 RC-COLLAPSED SOURCE OF FRND/REL SEDATIVES FOR LAST MISUSE

	Freq	Pct
. = No PY Misuse/Not from Fr,Rel/Unknwn/Invld (Otherwise) .....	56033	99.82
1 = Got Frm Dr/Stle Frm Hlth Cr Prv (SRCFRSEDNM=1,2,3).....	93	0.17
2 = Got From Friend/Relative (SRCFRSEDNM=4,5,6).....	9	0.02
3 = Got From Another Source (SRCFRSEDNM=7,8).....	1	0.00

SPECIAL DRUGS

OTHER SELF-ADMINISTERED SECTIONS

SPECIAL DRUGS

*The values in this section may be inconsistent with values for variables in other sections of the interview. Items in this section were edited when respondents legitimately skipped out of these items based on prior answers in earlier sections. Otherwise, variables in one section of the interview generally were not edited to make them consistent with variables in another section of the interview. This note applies to variables in this section marked by a<sup>1</sup>.*

The last questions were about prescription drugs. The next question is about non-prescription cough or cold medicines, also known as over the counter medicines. Have you ever, even once, taken a non-prescription cough or cold medicine just to get high?

(SD01)

COLDMEDS<sup>1</sup>

Len : 2 TAKEN A NONPRESCRIPTION COUGH MED TO GET HIGH

	Freq	Pct
1 = Yes.....	2394	4.26
2 = No.....	53641	95.56
94 = DON'T KNOW.....	57	0.10
97 = REFUSED.....	41	0.07
98 = BLANK (NO ANSWER).....	3	0.01

How long has it been since you last took one of these cough or cold medicines to get high?

(SD02)

COLDREC<sup>1</sup>

Len : 2 TIME SINCE LAST USED COUGH/COLD MED

	Freq	Pct
1 = Within the past 30 days.....	192	0.34
2 = More than 30 days ago but within the past 12 mos.....	388	0.69
3 = More than 12 months ago.....	1733	3.09
9 = At some point in the lifetime LOG ASSN.....	81	0.14
91 = NEVER USED COUGH/COLD MED.....	53641	95.56
97 = REFUSED.....	41	0.07
98 = BLANK (NO ANSWER).....	60	0.11

SPECIAL DRUGS

(SD02SC1)  
COLDYR1<sup>1</sup>

Len : 6 OTHER COUGH/COLD MED USED PAST 12 MOS - SPECIFY 1

	Freq	Pct
130.0 = Phenergan, Promethazine.....	8	0.01
171.0 = NyQuil, no other information <OTC> .....	129	0.23
171.5 = ZzzQuil <OTC>.....	1	0.00
197.0 = Topamax, Topiramate .....	1	0.00
364.0 = Pseudoephedrine <OTC>.....	1	0.00
415.0 = Codeine.....	20	0.04
422.0 = Motrin, no other information <OTC> .....	2	0.00
425.0 = Advil, no other information <OTC> .....	13	0.02
430.0 = Aspirin, Ecotrin, Empirin <OTC>.....	1	0.00
435.0 = Tylenol/Children's Tylenol; otherwise unspfd<OTC> .....	21	0.04
442.0 = Ibuprofen .....	4	0.01
450.0 = Acetaminophen, incl. non-Tylenol brands <OTC> .....	1	0.00
499.0 = Aleve <OTC> .....	1	0.00
829.0 = Robitussin, no other information <OTC> .....	29	0.05
829.6 = Robotussin CoughGels <OTC> .....	1	0.00
840.0 = Cough med, generic/unspec, contents unspec <OTC> .....	17	0.03
843.0 = Cold medicine/tabs, brand unspfd or generic <OTC> .....	8	0.01
848.0 = Liquid vitamin, vitamin pills <OTC>.....	1	0.00
858.0 = Antibiotic.....	1	0.00
883.0 = Dextromethorphan Hydrobromide <OTC>.....	4	0.01
1001.0 = Benadryl, Diphenhydramine, no other info <OTC>.....	8	0.01
1014.0 = Advil PM <OTC> .....	1	0.00
3017.0 = Dayquil medication, no other information <OTC> .....	23	0.04
3047.0 = Sudafed, no other information <OTC> .....	7	0.01
4031.0 = Cough medicine with Codeine <OTC>.....	1	0.00
4044.0 = Hydrocodone.....	3	0.01
4114.0 = Phenergan w/Codeine, Promethazine w/Codeine.....	3	0.01
6029.0 = DXM <OTC>.....	5	0.01
6083.0 = CCC, "Triple C," C3 <OTC> .....	6	0.01
8009.0 = Allergy pills/antihistamine; type unspfd <OTC> .....	2	0.00
8010.0 = Zyrtec, Cetirizine <OTC> .....	1	0.00
8012.0 = Coriciden, no other information <OTC>.....	6	0.01
8021.0 = Cipro, Ciprofloxacin, Cliloxam.....	1	0.00
8025.0 = Alavert, Claritin, Loratadine, no other info <OTC>.....	3	0.01
8042.0 = Alka Seltzer, no other information <OTC>.....	1	0.00
8056.0 = Vicks, no other information <OTC> .....	5	0.01
8056.5 = Vicks cough medication, no other info <OTC> .....	1	0.00
8110.0 = Over-the-counter drug/pills; type unspecified<OTC>.....	16	0.03
8123.2 = Tylenol Cold and Sinus medication <OTC> .....	1	0.00
8149.0 = Desenfriol <OTC> .....	1	0.00
8158.0 = Lipitor .....	1	0.00
8169.0 = TheraFlu <OTC> .....	7	0.01
8192.0 = Delsym <OTC> .....	5	0.01
8201.2 = Tylenol Cough and Cold medication; no other info .....	1	0.00
8202.0 = Tussin, no other information .....	2	0.00
8203.0 = Sinus medication, no other information <OTC> .....	1	0.00
8204.0 = Flu medication, no other information <OTC>.....	1	0.00
8205.0 = Mucinex, no other information <OTC> .....	10	0.02
8205.1 = Mucinex DM <OTC> .....	2	0.00
8208.0 = Robo, robo tripping.....	2	0.00
8216.0 = Advil Cold, no other information <OTC>.....	1	0.00
8228.0 = Lean (Promethazine w/codeine mixed w/Sprite).....	4	0.01
8249.0 = XL-3 .....	3	0.01
8258.0 = Tukol <OTC> .....	2	0.00
8290.0 = Corn syrup <OTC> .....	1	0.00
8291.0 = Ambroxol.....	1	0.00
8293.0 = Aminophylline.....	1	0.00
9985.0 = BAD DATA Logically assigned .....	83	0.15
9991.0 = NEVER USED COUGH/COLD MED .....	53641	95.56
9993.0 = DID NOT USE COUGH/COLD MED IN THE PAST 12 MOS .....	1733	3.09
9994.0 = DON'T KNOW .....	60	0.11
9997.0 = REFUSED .....	74	0.13
9998.0 = BLANK (NO ANSWER).....	141	0.25



SPECIAL DRUGS

(SD02SC2)  
COLDYR<sup>1</sup>

Len : 6 OTHER COUGH/COLD MED USED PAST 12 MOS - SPECIFY 2

	Freq	Pct
122.0 = Over-the-counter sleep aid; not specified <OTC>.....	1	0.00
123.0 = Unisom <OTC> .....	1	0.00
130.0 = Phenergan, Promethazine.....	3	0.01
171.0 = NyQuil, no other information <OTC> .....	18	0.03
171.5 = ZzzQuil <OTC>.....	1	0.00
197.0 = Topamax, Topiramate.....	1	0.00
415.0 = Codeine.....	2	0.00
425.0 = Advil, no other information <OTC> .....	5	0.01
435.0 = Tylenol/Children's Tylenol; otherwise unspcfd<OTC> .....	4	0.01
499.0 = Aleve <OTC> .....	1	0.00
829.0 = Robitussin, no other information <OTC> .....	4	0.01
840.0 = Cough med, generic/unspec, contents unspc <OTC> .....	5	0.01
843.0 = Cold medicine/tabs, brand unspfd or generic <OTC> .....	3	0.01
883.0 = Dextromethorphan Hydrobromide <OTC>.....	1	0.00
1001.0 = Benadryl, Diphenhydramine, no other info <OTC>.....	2	0.00
3017.0 = Dayquil medication, no other information <OTC> .....	5	0.01
3047.0 = Sudafed, no other information <OTC> .....	1	0.00
6048.0 = Dex .....	1	0.00
6083.0 = CCC, "Triple C," C3 <OTC>.....	1	0.00
8010.0 = Zyrtec, Cetirizine <OTC> .....	1	0.00
8025.0 = Alavert, Claritin, Loratadine, no other info <OTC>.....	1	0.00
8042.0 = Alka Seltzer, no other information <OTC>.....	1	0.00
8056.0 = Vicks, no other information <OTC> .....	1	0.00
8110.0 = Over-the-counter drug/pills; type unspecified<OTC>.....	3	0.01
8169.0 = TheraFlu <OTC> .....	3	0.01
8204.0 = Flu medication, no other information <OTC>.....	5	0.01
8205.0 = Mucinex, no other information <OTC> .....	4	0.01
8228.0 = Lean (Promethazine w/codeine mixed w/Sprite).....	5	0.01
8249.0 = XL-3 .....	1	0.00
8293.0 = Aminophylline .....	1	0.00
9985.0 = BAD DATA Logically assigned .....	37	0.07
9991.0 = NEVER USED COUGH/COLD MED .....	53641	95.56
9993.0 = DID NOT USE COUGH/COLD MED IN THE PAST 12 MOS .....	1733	3.09
9994.0 = DON'T KNOW .....	4	0.01
9997.0 = REFUSED .....	43	0.08
9998.0 = BLANK (NO ANSWER).....	592	1.05

(SD02SC3)  
COLDYR<sup>1</sup>

Len : 6 OTHER COUGH/COLD MED USED PAST 12 MOS - SPECIFY 3

	Freq	Pct
171.0 = NyQuil, no other information <OTC> .....	1	0.00
197.0 = Topamax, Topiramate.....	1	0.00
425.0 = Advil, no other information <OTC> .....	2	0.00
435.0 = Tylenol/Children's Tylenol; otherwise unspcfd<OTC> .....	1	0.00
829.0 = Robitussin, no other information <OTC> .....	1	0.00
840.0 = Cough med, generic/unspec, contents unspc <OTC> .....	2	0.00
843.0 = Cold medicine/tabs, brand unspfd or generic <OTC>.....	2	0.00
3017.0 = Dayquil medication, no other information <OTC> .....	3	0.01
4114.0 = Phenergan w/Codeine, Promethazine w/Codeine.....	1	0.00
8042.0 = Alka Seltzer, no other information <OTC>.....	1	0.00
8056.0 = Vicks, no other information <OTC>.....	1	0.00
8110.0 = Over-the-counter drug/pills; type unspecified<OTC>.....	1	0.00
8169.0 = TheraFlu <OTC> .....	2	0.00
8192.0 = Delsym <OTC> .....	1	0.00
8204.0 = Flu medication, no other information <OTC>.....	2	0.00
8228.0 = Lean (Promethazine w/codeine mixed w/Sprite).....	1	0.00
8249.0 = XL-3 .....	1	0.00
9985.0 = BAD DATA Logically assigned .....	18	0.03
9991.0 = NEVER USED COUGH/COLD MED .....	53641	95.56
9993.0 = DID NOT USE COUGH/COLD MED IN THE PAST 12 MOS .....	1733	3.09
9994.0 = DON'T KNOW .....	2	0.00
9997.0 = REFUSED .....	41	0.07
9998.0 = BLANK (NO ANSWER).....	677	1.21



SPECIAL DRUGS

(SD02SC4)  
COLDYR4<sup>1</sup>

Len : 6 OTHER COUGH/COLD MED USED PAST 12 MOS - SPECIFY 4		Freq	Pct
425.0 = Advil, no other information <OTC> .....		1	0.00
843.0 = Cold medicine/tabs, brand unspfd or generic <OTC> .....		1	0.00
8042.0 = Alka Seltzer, no other information <OTC> .....		1	0.00
8201.0 = Tylenol Cough medication, no othr info <OTC> .....		1	0.00
8249.0 = XL-3 .....		1	0.00
9985.0 = BAD DATA Logically assigned .....		10	0.02
9991.0 = NEVER USED COUGH/COLD MED .....		53641	95.56
9993.0 = DID NOT USE COUGH/COLD MED IN THE PAST 12 MOS .....		1733	3.09
9997.0 = REFUSED .....		43	0.08
9998.0 = BLANK (NO ANSWER).....		704	1.25

(SD02SC5)  
COLDYR5<sup>1</sup>

Len : 6 OTHER COUGH/COLD MED USED PAST 12 MOS - SPECIFY 5		Freq	Pct
171.0 = NyQuil, no other information <OTC> .....		2	0.00
8056.0 = Vicks, no other information <OTC> .....		1	0.00
9985.0 = BAD DATA Logically assigned .....		7	0.01
9991.0 = NEVER USED COUGH/COLD MED .....		53641	95.56
9993.0 = DID NOT USE COUGH/COLD MED IN THE PAST 12 MOS .....		1733	3.09
9994.0 = DON'T KNOW .....		2	0.00
9997.0 = REFUSED .....		41	0.07
9998.0 = BLANK (NO ANSWER).....		709	1.26

NOTE: OTCFLAG is a "flag" variable that has a value of 1 when respondents reported use of an over-the-counter (OTC) cold medication to get high in the past year, but the only drugs that they specified were prescription- type ones. OTCFLAG has a value of 2 when respondents reported use of OTC cold medications to get high but their "OTHER, Specify" variables COLDYR1 through COLDYR5 all had codes of "bad data" or "blank."

OTCFLAG<sup>1</sup>

Len : 2 INCONSISTENCY FLAG FOR REPORT OF OTC COLD MEDS		Freq	Pct
1 = Specified use only of prescrip-type drugs, past yr.....		44	0.08
2 = Bad data or blank in COLDYR1-COLDYR5.....		66	0.12
98 = BLANK (OTHERWISE) .....		56026	99.80

The next question is about GHB, also called "G," "Georgia Home Boy," "Grievous Bodily Harm," "Liquid G," or gamma hydroxybutyrate. Have you ever, even once, used GHB?

(SD03)  
GHB<sup>1</sup>

Len : 2 EVER USED GHB		Freq	Pct
1 = Yes.....		210	0.37
2 = No.....		55767	99.34
94 = DON'T KNOW .....		116	0.21
97 = REFUSED .....		40	0.07
98 = BLANK (NO ANSWER) .....		3	0.01

How long has it been since you last used GHB?

(SD04)  
GHBREC<sup>1</sup>

Len : 2 TIME SINCE LAST USED GHB		Freq	Pct
1 = Within the past 30 days.....		17	0.03
2 = More than 30 days ago but within the past 12 mos .....		18	0.03
3 = More than 12 months ago .....		170	0.30
9 = At some point in the lifetime LOG ASSN.....		5	0.01
91 = NEVER USED GHB .....		55767	99.34
97 = REFUSED .....		40	0.07
98 = BLANK (NO ANSWER) .....		119	0.21

SPECIAL DRUGS

The next questions are about the different ways that certain drugs can be used.

Have you ever, even once, used a needle to inject cocaine?

(SD05)

COCNEEDL<sup>1</sup>

Len : 2 EVER USED NEEDLE TO INJECT COCAINE

	Freq	Pct
1 = Yes.....	372	0.66
2 = No.....	6234	11.11
3 = Yes LOGICALLY ASSIGNED.....	4	0.01
91 = NEVER USED COCAINE.....	49500	88.18
94 = DON'T KNOW.....	2	0.00
97 = REFUSED.....	13	0.02
98 = BLANK (NO ANSWER).....	11	0.02

How long has it been since you last used a needle to inject cocaine?

(SD06)

CONDLREC<sup>1</sup>

Len : 2 TIME SINCE LAST USED NEEDLE TO INJECT COCAINE

	Freq	Pct
1 = Within the past 30 days.....	13	0.02
2 = More than 30 days ago but within the past 12 mos.....	16	0.03
3 = More than 12 months ago.....	342	0.61
11 = Within the past 30 days LOGICALLY ASSIGNED.....	1	0.00
13 = More than 12 months ago LOGICALLY ASSIGNED.....	4	0.01
91 = NEVER USED COCAINE.....	49500	88.18
93 = USED COCAINE BUT NEVER WITH A NEEDLE.....	6234	11.11
97 = REFUSED.....	13	0.02
98 = BLANK (NO ANSWER).....	13	0.02

Have you ever, even once, smoked heroin?

(HEOTSMK, SD07)

HERSMOKE<sup>1</sup>

Len : 2 EVER SMOKED HEROIN

	Freq	Pct
1 = Yes.....	428	0.76
2 = No.....	527	0.94
3 = Yes LOGICALLY ASSIGNED.....	15	0.03
91 = NEVER USED HEROIN.....	55135	98.22
94 = DON'T KNOW.....	1	0.00
97 = REFUSED.....	1	0.00
98 = BLANK (NO ANSWER).....	29	0.05

How long has it been since you last smoked heroin?

(SD08, SDHEUSE6)

HRSMKREC<sup>1</sup>

Len : 2 TIME SINCE LAST SMOKED HEROIN

	Freq	Pct
1 = Within the past 30 days.....	21	0.04
2 = More than 30 days ago but within the past 12 mos.....	37	0.07
3 = More than 12 months ago.....	385	0.69
91 = NEVER USED HEROIN.....	55135	98.22
93 = USED HEROIN BUT NEVER SMOKED IT.....	527	0.94
97 = REFUSED.....	1	0.00
98 = BLANK (NO ANSWER).....	30	0.05

Have you ever, even once, sniffed or "snorted" heroin powder through your nose?

(HEOTSNF, SD09)

HERSNIFF<sup>1</sup>

Len : 2 EVER SNIFFED HEROIN

	Freq	Pct
1 = Yes.....	639	1.14
2 = No.....	303	0.54
3 = Yes LOGICALLY ASSIGNED.....	28	0.05
91 = NEVER USED HEROIN.....	55135	98.22
94 = DON'T KNOW.....	1	0.00
97 = REFUSED.....	1	0.00
98 = BLANK (NO ANSWER).....	29	0.05

SPECIAL DRUGS

How long has it been since you last sniffed or "snorted" heroin powder through your nose?

(SD10, SDHEUSE7)  
[HRSNFREC](#)<sup>1</sup>

Len : 2 TIME SINCE LAST SNIFFED HEROIN

	Freq	Pct
1 = Within the past 30 days.....	47	0.08
2 = More than 30 days ago but within the past 12 mos .....	52	0.09
3 = More than 12 months ago .....	568	1.01
91 = NEVER USED HEROIN.....	55135	98.22
93 = USED HEROIN BUT NEVER SNIFFED IT .....	303	0.54
97 = REFUSED .....	1	0.00
98 = BLANK (NO ANSWER) .....	30	0.05

Have you ever, even once, used a needle to inject heroin?

(HEOTNDL, SD11)  
[HERNEEDL](#)<sup>1</sup>

Len : 2 EVER USED NEEDLE TO INJECT HEROIN

	Freq	Pct
1 = Yes.....	466	0.83
2 = No .....	494	0.88
3 = Yes LOGICALLY ASSIGNED.....	11	0.02
91 = NEVER USED HEROIN.....	55135	98.22
97 = REFUSED .....	1	0.00
98 = BLANK (NO ANSWER) .....	29	0.05

Earlier the computer recorded that you had used heroin. In what way have you used heroin?

(SDHEUSE)  
[HEOTSMK](#)<sup>1</sup>

Len : 2 HOW USED HEROIN: SMOKED IT

	Freq	Pct
1 = Response entered.....	15	0.03
6 = Response not entered.....	53	0.09
91 = NEVER USED HEROIN.....	55135	98.22
94 = DON'T KNOW .....	1	0.00
97 = REFUSED .....	1	0.00
98 = BLANK (NO ANSWER) .....	29	0.05
99 = LEGITIMATE SKIP.....	902	1.61

(SDHEUSE)  
[HEOTSNE](#)<sup>1</sup>

Len : 2 HOW USED HEROIN: SNIFFED IT

	Freq	Pct
1 = Response entered.....	28	0.05
6 = Response not entered.....	40	0.07
91 = NEVER USED HEROIN.....	55135	98.22
94 = DON'T KNOW .....	1	0.00
97 = REFUSED .....	1	0.00
98 = BLANK (NO ANSWER) .....	29	0.05
99 = LEGITIMATE SKIP.....	902	1.61

(SDHEUSE)  
[HEOTNDL](#)<sup>1</sup>

Len : 2 HOW USED HEROIN: INJECTED IT WITH A NEEDLE

	Freq	Pct
1 = Response entered.....	8	0.01
6 = Response not entered.....	60	0.11
91 = NEVER USED HEROIN.....	55135	98.22
94 = DON'T KNOW .....	1	0.00
97 = REFUSED .....	1	0.00
98 = BLANK (NO ANSWER) .....	29	0.05
99 = LEGITIMATE SKIP.....	902	1.61

SPECIAL DRUGS

(SDHEUSE)  
HEOTOTH<sup>1</sup>

Len : 2 HOW USED HEROIN: SOME OTHER WAY

	Freq	Pct
1 = Response entered.....	17	0.03
6 = Response not entered.....	51	0.09
91 = NEVER USED HEROIN.....	55135	98.22
94 = DON'T KNOW.....	1	0.00
97 = REFUSED.....	1	0.00
98 = BLANK (NO ANSWER).....	29	0.05
99 = LEGITIMATE SKIP.....	902	1.61

(SDHUSESC)  
HEOTSP<sup>1</sup>

Len : 2 HOW USED HEROIN: SPECIFY

	Freq	Pct
5 = You took it orally/by mouth/in pill form.....	11	0.02
6 = You sniffed or "snorted" in liquid/melted form.....	1	0.00
10 = You combined it w/Ecstasy (no othr drug mentioned).....	1	0.00
16 = You sniffed/snorted/huffed it; pwdr/liquid unspfd.....	1	0.00
24 = Acknowledged use; how unspecified.....	1	0.00
85 = BAD DATA Logically assigned.....	2	0.00
91 = NEVER USED HEROIN.....	55135	98.22
97 = REFUSED.....	1	0.00
98 = BLANK (NO ANSWER).....	30	0.05
99 = LEGITIMATE SKIP.....	953	1.70

How long has it been since you last used a needle to inject heroin?

(SD12)  
HRNDLRC<sup>1</sup>

Len : 2 TIME SINCE LAST USED NEEDLE TO INJECT HEROIN

	Freq	Pct
1 = Within the past 30 days.....	36	0.06
2 = More than 30 days ago but within the past 12 mos.....	47	0.08
3 = More than 12 months ago.....	391	0.70
13 = More than 12 months ago LOGICALLY ASSIGNED.....	3	0.01
91 = NEVER USED HEROIN.....	55135	98.22
93 = USED HEROIN BUT NEVER WITH A NEEDLE.....	494	0.88
97 = REFUSED.....	1	0.00
98 = BLANK (NO ANSWER).....	29	0.05

Have you ever, even once, used a needle to inject Methamphetamine?

(SD13)  
METHNEEDL<sup>1</sup>

Len : 2 EVER USED NEEDLE TO INJECT METHAMPHETAMINE

	Freq	Pct
1 = Yes.....	428	0.76
2 = No.....	2116	3.77
3 = Yes LOGICALLY ASSIGNED.....	2	0.00
91 = NEVER USED METHAMPHETAMINE.....	53523	95.35
94 = DON'T KNOW.....	1	0.00
97 = REFUSED.....	5	0.01
98 = BLANK (NO ANSWER).....	61	0.11

How long has it been since you last used a needle to inject Methamphetamine?

(SD14)  
METHNDLRC<sup>1</sup>

Len : 2 TIME SINCE LAST USED NEEDLE TO INJECT METH

	Freq	Pct
1 = Within the past 30 days.....	49	0.09
2 = More than 30 days ago but within the past 12 mos.....	52	0.09
3 = More than 12 months ago.....	327	0.58
13 = More than 12 months ago LOGICALLY ASSIGNED.....	2	0.00
91 = NEVER USED METHAMPHETAMINE.....	53523	95.35
93 = USED METHAMPH BUT NEVER WITH A NEEDLE.....	2116	3.77
97 = REFUSED.....	5	0.01
98 = BLANK (NO ANSWER).....	62	0.11

SPECIAL DRUGS

Have you ever, even once, used a needle to inject any other drug/any drug that was not prescribed for you?

(SD15)

[OTDGNEDL](#)<sup>1</sup>

Len : 2 EVER USED NEEDLE TO INJECT ANY OTHER DRUG

	<b>Freq</b>	<b>Pct</b>
1 = Yes.....	332	0.59
2 = No.....	55728	99.27
94 = DON'T KNOW.....	39	0.07
97 = REFUSED.....	34	0.06
98 = BLANK (NO ANSWER).....	3	0.01

SPECIAL DRUGS

(SD15SC1)  
OTDGNDLA<sup>1</sup>

Len : 4 OTHER DRUG INJECTED - SPECIFY 1

	Freq	Pct
157 = Barbiturates.....	1	0.00
174 = Ambien.....	2	0.00
201 = Valium.....	1	0.00
209 = Xanax.....	9	0.02
246 = Klonopin.....	1	0.00
318 = Ritalin.....	4	0.01
322 = Methamphetamine ("ice" or "crank"), Meth.....	16	0.03
355 = Crystal meth, crystal methamphetamine.....	1	0.00
363 = Bam(s).....	1	0.00
364 = Pseudoephedrine <OTC>.....	1	0.00
406 = Percodan.....	1	0.00
407 = Demerol.....	6	0.01
408 = Dilaudid, Hydromorphone.....	16	0.03
411 = Talwin.....	1	0.00
415 = Codeine pills.....	1	0.00
417 = Morphine.....	27	0.05
418 = Methadone.....	1	0.00
423 = Percocet.....	5	0.01
435 = Tylenol, Tylenol Extra-Strength <OTC>.....	1	0.00
442 = Ibuprofen.....	2	0.00
465 = Fentanyl.....	7	0.01
601 = LSD ("acid").....	3	0.01
606 = "Ecstasy" (MDMA), X-TC, "X".....	3	0.01
616 = DET, Dimethyltryptamine, DMT.....	1	0.00
658 = Special K, Ketamine.....	5	0.01
702 = Heroin.....	22	0.04
801 = OTHER Drugs, NOT OTHERWISE SPECIFIED.....	14	0.02
805 = Cocaine, coca, cocaina, coke, perico.....	16	0.03
806 = Crack, rock.....	7	0.01
807 = Alcohol, beer, ethanol, EtOH, pink champagne.....	1	0.00
824 = Steroids.....	15	0.03
858 = Antibiotic.....	1	0.00
1001 = Benadryl, Diphenhydramine <OTC>.....	1	0.00
2001 = Soma.....	1	0.00
2504 = Clonazepam.....	1	0.00
3023 = Adderall.....	8	0.01
3111 = Vyvanse.....	1	0.00
3116 = MCAT, Mephedrone.....	1	0.00
4044 = Hydrocodone.....	2	0.00
4046 = Oxycodone.....	13	0.02
4047 = Roxicet.....	1	0.00
4065 = Roxicodone.....	8	0.01
4067 = OxyContin.....	24	0.04
4077 = Tee's.....	1	0.00
4091 = K4.....	1	0.00
4109 = Suboxone.....	13	0.02
4120 = Opana.....	3	0.01
4150 = Subutex.....	1	0.00
4162 = Oxymorphone extended release.....	1	0.00
4505 = Oxycodone product, unspecified.....	5	0.01
4510 = Oxymorphone.....	1	0.00
6114 = Molly, not otherwise specified.....	1	0.00
8007 = Gabapentin, Neurontin.....	1	0.00
8067 = Testosterone.....	7	0.01
8076 = Winstrol.....	2	0.00
8132 = Liquid D-bol.....	1	0.00
8151 = Flu shot, otherwise unspecified.....	1	0.00
8206 = Delatestryl, Testosterone enanthate.....	1	0.00
8247 = Abilify, Aripiprazole.....	1	0.00
8367 = Peptides; otherwise unspecified.....	1	0.00
8410 = GHRP, Growth hormone-releasing peptide.....	1	0.00
9985 = BAD DATA Logically assigned.....	8	0.01
9994 = DON'T KNOW.....	15	0.03
9997 = REFUSED.....	46	0.08
9998 = BLANK (NO ANSWER).....	42	0.07
9999 = LEGITIMATE SKIP.....	55728	99.27

SPECIAL DRUGS

(SD15SC2)  
 OTDGNLDB<sup>1</sup>

Len : 4 OTHER DRUG INJECTED - SPECIFY 2

	Freq	Pct
108 = Nembutal .....	1	0.00
116 = Methaqualone, Sopor, Quaalude .....	1	0.00
207 = Ativan .....	1	0.00
209 = Xanax .....	2	0.00
318 = Ritalin .....	1	0.00
322 = Methamphetamine ("ice" or "crank"), Meth .....	4	0.01
339 = Amphetamines, otherwise unspecified .....	1	0.00
407 = Demerol .....	2	0.00
408 = Dilaudid, Hydromorphone .....	8	0.01
417 = Morphine .....	5	0.01
418 = Methadone .....	1	0.00
423 = Percocet .....	1	0.00
465 = Fentanyl .....	2	0.00
601 = LSD ("acid") .....	1	0.00
606 = "Ecstasy" (MDMA), X-TC, "X" .....	1	0.00
614 = MDA, Methylenedioxy amphetamine .....	1	0.00
702 = Heroin .....	3	0.01
801 = OTHER Drugs, NOT OTHERWISE SPECIFIED .....	4	0.01
805 = Cocaine, coca, cocaina, coke, perico .....	11	0.02
806 = Crack, rock .....	1	0.00
807 = Alcohol, beer, ethanol, EtOH, pink champagne .....	1	0.00
809 = Pills .....	1	0.00
3023 = Adderall .....	2	0.00
3094 = Dexmethylphenidate, Focalin .....	1	0.00
4046 = Oxycodone .....	6	0.01
4047 = Roxicet .....	3	0.01
4065 = Roxicodone .....	1	0.00
4067 = OxyContin .....	9	0.02
4120 = Opana .....	1	0.00
4161 = U-47700 .....	1	0.00
4510 = Oxymorphone .....	1	0.00
6114 = Molly, not otherwise specified .....	1	0.00
8212 = Finaplix Gold, Trembolona QV75, Trenbolone .....	2	0.00
8247 = Abilify, Aripiprazole .....	1	0.00
8301 = Bath salts, otherwise unspecified .....	1	0.00
8367 = Peptides; otherwise unspecified .....	1	0.00
8410 = GHRP, Growth hormone-releasing peptide .....	1	0.00
8413 = Ketalar [see also 658 and 6501] .....	1	0.00
9985 = BAD DATA Logically assigned .....	2	0.00
9994 = DON'T KNOW .....	8	0.01
9997 = REFUSED .....	41	0.07
9998 = BLANK (NO ANSWER) .....	270	0.48
9999 = LEGITIMATE SKIP .....	55728	99.27

SPECIAL DRUGS

(SD15SC3)  
OTDGNLDC<sup>1</sup>

Len : 4 OTHER DRUG INJECTED - SPECIFY 3

	Freq	Pct
109 = Seconal .....	1	0.00
311 = Preludin.....	1	0.00
322 = Methamphetamine ("ice" or "crank"), Meth.....	2	0.00
408 = Dilaudid, Hydromorphone .....	5	0.01
417 = Morphine .....	4	0.01
418 = Methadone .....	1	0.00
423 = Percocet .....	1	0.00
465 = Fentanyl.....	1	0.00
490 = Nalbuphine, Nubain.....	1	0.00
601 = LSD ("acid").....	1	0.00
702 = Heroin.....	3	0.01
801 = OTHER Drugs, NOT OTHERWISE SPECIFIED .....	2	0.00
805 = Cocaine, coca, cocaina, coke, perico.....	2	0.00
806 = Crack, rock.....	1	0.00
807 = Alcohol, beer, ethanol, EtOH, pink champagne .....	1	0.00
2506 = Diazepam.....	1	0.00
3023 = Adderall .....	1	0.00
4046 = Oxycodone.....	1	0.00
4067 = OxyContin .....	1	0.00
4091 = K4 .....	1	0.00
4120 = Opana.....	3	0.01
8112 = hCG, Human Chorionic Gonadotropin.....	1	0.00
8224 = Oxytocin, Pitocin, Syntocinon .....	1	0.00
8247 = Abilify, Aripiprazole.....	1	0.00
8388 = BPC-157 .....	1	0.00
8408 = Tianeptine .....	1	0.00
9985 = BAD DATA Logically assigned .....	1	0.00
9997 = REFUSED .....	34	0.06
9998 = BLANK (NO ANSWER).....	333	0.59
9999 = LEGITIMATE SKIP.....	55728	99.27

(SD15SC4)  
OTDGNLDD<sup>1</sup>

Len : 4 OTHER DRUG INJECTED - SPECIFY 4

	Freq	Pct
109 = Seconal .....	1	0.00
318 = Ritalin .....	1	0.00
322 = Methamphetamine ("ice" or "crank"), Meth.....	2	0.00
417 = Morphine .....	3	0.01
423 = Percocet .....	1	0.00
434 = Vicodin .....	1	0.00
801 = OTHER Drugs, NOT OTHERWISE SPECIFIED .....	1	0.00
805 = Cocaine, coca, cocaina, coke, perico.....	1	0.00
4067 = OxyContin .....	1	0.00
4109 = Suboxone .....	1	0.00
8245 = Human growth hormone (HGH) .....	1	0.00
9985 = BAD DATA Logically assigned .....	1	0.00
9997 = REFUSED .....	34	0.06
9998 = BLANK (NO ANSWER).....	359	0.64
9999 = LEGITIMATE SKIP.....	55728	99.27

(SD15SC5)  
OTDGNLDE<sup>1</sup>

Len : 4 OTHER DRUG INJECTED - SPECIFY 5

	Freq	Pct
110 = Tuinal.....	1	0.00
209 = Xanax.....	1	0.00
408 = Dilaudid, Hydromorphone .....	1	0.00
417 = Morphine .....	1	0.00
702 = Heroin.....	1	0.00
809 = Pills.....	1	0.00
2503 = Lorazepam .....	1	0.00
3023 = Adderall .....	1	0.00
8072 = Deca-Durabolin, Nandrolone decanoate.....	1	0.00
9997 = REFUSED .....	34	0.06
9998 = BLANK (NO ANSWER).....	365	0.65
9999 = LEGITIMATE SKIP.....	55728	99.27



SPECIAL DRUGS

How long has it been since you last used a needle to inject [any other drug / any drug] that was not prescribed for you?

(SD16)

OTDGNLRC<sup>1</sup>

Len : 2 TIME SINCE LAST USED A NEEDLE TO INJECT OTHER DRUG

	Freq	Pct
1 = Within the past 30 days.....	30	0.05
2 = More than 30 days ago but within the past 12 months.....	34	0.06
3 = More than 12 months ago.....	263	0.47
9 = At some point in the lifetime LOG ASSN.....	4	0.01
12 = Used >30 days ago but within pst 12 mos LOG ASSN.....	1	0.00
91 = NEVER USED ANY (OTHER) DRUG.....	55728	99.27
97 = REFUSED.....	34	0.06
98 = BLANK (NO ANSWER).....	42	0.07

Think about the last time you used a needle for injecting drugs. The last time you used a needle for injecting drugs, were you reusing a needle that you had used before?

(SD17)

GNNDRUS<sup>1</sup>

Len : 2 LAST TIME REUSED NEEDLE USED BEFORE

	Freq	Pct
1 = Yes.....	304	0.54
2 = No.....	527	0.94
85 = BAD DATA Logically assigned.....	1	0.00
94 = DON'T KNOW.....	2	0.00
97 = REFUSED.....	34	0.06
98 = BLANK (NO ANSWER).....	41	0.07
99 = LEGITIMATE SKIP.....	55227	98.38

The last time you used a needle for injecting drugs, did you use a needle that you knew or suspected someone else had used before?

(SD18)

GNNDSLH1<sup>1</sup>

Len : 2 LAST NEEDLE HAD BEEN USED BY SOMEONE ELSE

	Freq	Pct
1 = Yes.....	129	0.23
2 = No.....	703	1.25
85 = BAD DATA Logically assigned.....	1	0.00
94 = DON'T KNOW.....	1	0.00
97 = REFUSED.....	34	0.06
98 = BLANK (NO ANSWER).....	41	0.07
99 = LEGITIMATE SKIP.....	55227	98.38

The last time you used a needle for injecting drugs, did you use bleach to clean the needle before you used it?

(SD19)

GNNDCLEN<sup>1</sup>

Len : 2 USED BLEACH TO CLEAN LAST NEEDLE BEFORE USE

	Freq	Pct
1 = Yes.....	171	0.30
2 = No.....	655	1.17
85 = BAD DATA Logically assigned.....	1	0.00
94 = DON'T KNOW.....	6	0.01
97 = REFUSED.....	35	0.06
98 = BLANK (NO ANSWER).....	41	0.07
99 = LEGITIMATE SKIP.....	55227	98.38

The last time you used a needle for injecting drugs, did someone else use the needle after you?

(SD20)

GNNDSLH2<sup>1</sup>

Len : 2 SOMEONE ELSE USED LAST NEEDLE AFTER YOU

	Freq	Pct
1 = Yes.....	142	0.25
2 = No.....	683	1.22
85 = BAD DATA Logically assigned.....	1	0.00
94 = DON'T KNOW.....	6	0.01
97 = REFUSED.....	36	0.06
98 = BLANK (NO ANSWER).....	41	0.07
99 = LEGITIMATE SKIP.....	55227	98.38

SPECIAL DRUGS

NOTE: In situations where respondents reported getting their last needle "some other way" and specified where they got the needle, the variable GNNDGET2 incorporates these "OTHER, Specify" data.

The last time you used a needle for injecting drugs, how did you get the needle?

(SD21, SD21SC)

GNNDGET2<sup>1</sup>

Len : 2 HOW DID YOU GET THE NEEDLE LAST TIME

	<b>Freq</b>	<b>Pct</b>
1 = Bought the needle from a pharmacy .....	424	0.76
2 = Got the needle from a needle exchange.....	78	0.14
3 = Bought the needle on the street .....	59	0.11
4 = Got the needle in a shooting gallery.....	6	0.01
5 = Got the needle some other way .....	33	0.06
41 = Given by/stole frm friend/acquaint of frnd/nonrel.....	120	0.21
42 = Given by, stolen from a relative .....	23	0.04
43 = Given by, stolen from someone, relation unspecifd .....	23	0.04
44 = From drug dealer/came with drugs.....	9	0.02
45 = Found it/got from a waste can/trash .....	7	0.01
46 = Given by, stolen frm med facility/professionl/lab .....	11	0.02
47 = Given by, stolen from work .....	4	0.01
48 = Given by, stolen from a pharmacy or store .....	4	0.01
49 = Bought, given, stolen from place/location unspecfd .....	11	0.02
59 = Bought it online/on the Internet .....	8	0.01
85 = BAD DATA Logically assigned .....	1	0.00
94 = DON'T KNOW .....	8	0.01
97 = REFUSED .....	39	0.07
98 = BLANK (NO ANSWER) .....	41	0.07
99 = LEGITIMATE SKIP.....	55227	98.38

RECODED SPECIAL DRUGS

**RECODED SPECIAL DRUGS**

*The values in this section may be inconsistent with values for variables in other sections of the interview. Items in this section were edited when respondents legitimately skipped out of these items based on prior answers in earlier sections. Otherwise, variables in one section of the interview generally were not edited to make them consistent with variables in another section of the interview. This note applies to variables in this section marked by a<sup>1</sup>.*

NOTE: The variables in this section are recoded variables that were created from one or more of the edited variables from the preceding section.

NOTE: Certain source variables that were used to create recoded variables have valid values that might not have been reported or assigned for the current survey year. However, these values have been included in the general specifications in the codebook on how the recoded variables were created. See additional details about this issue in the Organization of the Data File section of this codebook introduction.

(CONDLREC, HRNDLREC, METHNDLRC, OTDGNDLRC)

ANYNDLREC<sup>1</sup> Len : 2 RC-MOST RECENT USE OF ANY DRUG WITH A NEEDLE

	Freq	Pct
1 = Within the past 30 days.....	89	0.16
2 = More than 30 days ago but within the past 12 mos .....	85	0.15
3 = More than 12 months ago .....	642	1.14
8 = At some point in the past 12 months LOG ASSN.....	1	0.00
9 = At some point in the lifetime LOG ASSN.....	5	0.01
91 = NEVER USED COC/HER/STM WITH A NEEDLE .....	55226	98.38
97 = REFUSED .....	46	0.08
98 = MISSING (BUT NOT REFUSED).....	42	0.07

(CONDLREC, HRNDLREC, METHNDLRC)

CHMNDLREC<sup>1</sup> Len : 2 RC-MOST RECENT USE OF COC/HER/METH WITH A NEEDLE

	Freq	Pct
1 = Within the past 30 days.....	80	0.14
2 = More than 30 days ago but within the past 12 mos .....	77	0.14
3 = More than 12 months ago .....	586	1.04
9 = At some point in the lifetime LOG ASSN.....	1	0.00
13 = More than 12 months ago LOGICALLY ASSIGNED.....	4	0.01
91 = NEVER USED COC/HER/STM WITH A NEEDLE .....	55284	98.48
97 = REFUSED .....	16	0.03
98 = MISSING (BUT NOT REFUSED).....	88	0.16

(ANYNDLREC)

ANYNEEDL Len : 1 RC-EVER USED NEEDLE TO INJECT DRUGS

	Freq	Pct
0 = No/Unknown (Otherwise).....	55314	98.54
1 = Yes (ANYNDLREC=1,2,3,8,9,13).....	822	1.46

(HERNEEDL)

NEDHER Len : 1 RC-EVER USED A NEEDLE TO INJECT HEROIN

	Freq	Pct
0 = No/Unknown (Otherwise).....	55659	99.15
1 = Yes (HERNEEDL=1,3).....	477	0.85

(COCNEEDL)

NEDCOC Len : 1 RC-EVER USED A NEEDLE TO INJECT COCAINE

	Freq	Pct
0 = No/Unknown (Otherwise).....	55760	99.33
1 = Yes (COCNEEDL=1,3).....	376	0.67

(METHNEEDL)

METHNEEDL2 Len : 1 RC-EVER USED NEEDLE TO INJECT METHAMPHETAMINE

	Freq	Pct
0 = No/Unknown (Otherwise).....	55706	99.23
1 = Yes (METHNEEDL=1,3).....	430	0.77

(HERSMOKE)

HERSMOK2 Len : 1 RC-EVER SMOKED HEROIN

	Freq	Pct
0 = No/Unknown (Otherwise).....	55693	99.21
1 = Yes (HERSMOKE=1,3).....	443	0.79

RECODED SPECIAL DRUGS

(HERSNIFF)  
HERSNIF2

Len : 1	RC-EVER SNIFFED HEROIN		
	0 = No/Unknown (Otherwise).....	<b>Freq</b>	<b>Pct</b>
	1 = Yes (HERSNIFF=1,3).....	55469	98.81
		667	1.19

(COLDREC)  
COLDFLGR

Len : 1	RC-LIFETIME USE OF NON-RX COUGH OR COLD MEDICINES		
	0 = No (Otherwise).....	<b>Freq</b>	<b>Pct</b>
	1 = Yes (COLDREC=1,2,3,8,9).....	53742	95.74
		2394	4.26

(COLDREC, OTCFLAG)  
COLDYRR

Len : 1	RC-PAST YEAR USE OF NON-RX COUGH OR COLD MEDICINES		
	0 = No (Otherwise).....	<b>Freq</b>	<b>Pct</b>
	1 = Yes (COLDREC=1,2,8 and OTCFLAG=98).....	55666	99.16
		470	0.84

(COLDREC, OTCFLAG)  
COLDMONR

Len : 1	RC-PAST MONTH USE OF NON-RX COUGH OR COLD MEDICINES		
	0 = No (Otherwise).....	<b>Freq</b>	<b>Pct</b>
	1 = Yes (COLDREC=1 and OTCFLAG=98).....	55980	99.72
		156	0.28

(GHBREC)  
GHBFLGR

Len : 1	RC-LIFETIME USE OF GHB		
	0 = No (Otherwise).....	<b>Freq</b>	<b>Pct</b>
	1 = Yes (GHBREC=1,2,3,8,9).....	55926	99.63
		210	0.37

(GHBREC)  
GHBYYRR

Len : 1	RC-PAST YEAR USE OF GHB		
	0 = No (Otherwise).....	<b>Freq</b>	<b>Pct</b>
	1 = Yes (GHBREC=1,2,8).....	56101	99.94
		35	0.06

(GHBREC)  
GHBMONR

Len : 1	RC-PAST MONTH USE OF GHB		
	0 = No (Otherwise).....	<b>Freq</b>	<b>Pct</b>
	1 = Yes (GHBREC=1).....	56119	99.97
		17	0.03

RISK/AVAILABILITY

**RISK/AVAILABILITY**

*The values in this section may be inconsistent with values for variables in other sections of the interview. Items in this section were edited when respondents legitimately skipped out of these items based on prior answers in earlier sections. Otherwise, variables in one section of the interview generally were not edited to make them consistent with variables in another section of the interview. This note applies to variables in this section marked by a<sup>1</sup>.*

NOTE: The variables in this section are considered to be comparable between 2015 and later years but are not comparable with variables in the 2014 NSDUH or prior years

We are interested in your opinion about the effects of using certain drugs and other substances, about whether it's difficult or easy to get drugs, and the extent to which drugs are available in your neighborhood.

Please indicate how much you think people risk harming themselves physically and in other ways when they do each of the following activities.

If you're not sure, choose an answer for the amount of risk that comes closest to what you think might be true for that activity.

How much do people risk harming themselves physically and in other ways when they smoke one or more packs of cigarettes per day?

(RK01A)

RSKCIGPKD<sup>1</sup>

Len : 2 RISK SMOKING 1 OR MORE PACKS CIGARETTES PER DAY

	Freq	Pct
1 = No risk .....	2432	4.33
2 = Slight risk .....	3477	6.19
3 = Moderate risk .....	12377	22.05
4 = Great risk .....	37243	66.34
85 = BAD DATA Logically assigned .....	1	0.00
94 = DON'T KNOW .....	522	0.93
97 = REFUSED .....	81	0.14
98 = BLANK (NO ANSWER) .....	3	0.01

How much do people risk harming themselves physically and in other ways when they smoke marijuana once a month?

(RK01B)

RSKMRJMON<sup>1</sup>

Len : 2 RISK SMOKING MARIJUANA ONCE A MONTH

	Freq	Pct
1 = No risk .....	16792	29.91
2 = Slight risk .....	17128	30.51
3 = Moderate risk .....	10571	18.83
4 = Great risk .....	10733	19.12
85 = BAD DATA Logically assigned .....	1	0.00
94 = DON'T KNOW .....	814	1.45
97 = REFUSED .....	94	0.17
98 = BLANK (NO ANSWER) .....	3	0.01

How much do people risk harming themselves physically and in other ways when they smoke marijuana once or twice a week?

(RK01C)

RSKMRJWK<sup>1</sup>

Len : 2 RISK SMOKING MARIJUANA ONCE OR TWICE A WEEK

	Freq	Pct
1 = No risk .....	14054	25.04
2 = Slight risk .....	15288	27.23
3 = Moderate risk .....	12019	21.41
4 = Great risk .....	13832	24.64
85 = BAD DATA Logically assigned .....	1	0.00
94 = DON'T KNOW .....	840	1.50
97 = REFUSED .....	99	0.18
98 = BLANK (NO ANSWER) .....	3	0.01

RISK/AVAILABILITY

How much do people risk harming themselves physically and in other ways when they try LSD once or twice?

(RK01D)

[RSKLSDTRY](#)<sup>1</sup>

Len : 2 RISK TRYING LSD ONCE OR TWICE

	Freq	Pct
1 = No risk .....	2924	5.21
2 = Slight risk.....	8346	14.87
3 = Moderate risk.....	12126	21.60
4 = Great risk .....	30833	54.93
85 = BAD DATA Logically assigned.....	1	0.00
94 = DON'T KNOW .....	1787	3.18
97 = REFUSED .....	116	0.21
98 = BLANK (NO ANSWER) .....	3	0.01

How much do people risk harming themselves physically and in other ways when they use LSD once or twice a week?

(RK01E)

[RSKLSDWK](#)<sup>1</sup>

Len : 2 RISK USING LSD ONCE OR TWICE A WEEK

	Freq	Pct
1 = No risk .....	1367	2.44
2 = Slight risk.....	3168	5.64
3 = Moderate risk.....	9661	17.21
4 = Great risk .....	40026	71.30
85 = BAD DATA Logically assigned.....	1	0.00
94 = DON'T KNOW .....	1796	3.20
97 = REFUSED .....	113	0.20
98 = BLANK (NO ANSWER) .....	4	0.01

How much do people risk harming themselves physically and in other ways when they try heroin once or twice?

(RK01F)

[RSKHERTRY](#)<sup>1</sup>

Len : 2 RISK TRYING HEROIN ONCE OR TWICE

	Freq	Pct
1 = No risk .....	1024	1.82
2 = Slight risk.....	2726	4.86
3 = Moderate risk.....	6927	12.34
4 = Great risk .....	44317	78.95
85 = BAD DATA Logically assigned.....	1	0.00
94 = DON'T KNOW .....	1040	1.85
97 = REFUSED .....	97	0.17
98 = BLANK (NO ANSWER) .....	4	0.01

How much do people risk harming themselves physically and in other ways when they use heroin once or twice a week?

(RK01G)

[RSKHERWK](#)<sup>1</sup>

Len : 2 RISK USING HEROIN ONCE OR TWICE A WEEK

	Freq	Pct
1 = No risk .....	803	1.43
2 = Slight risk.....	795	1.42
3 = Moderate risk.....	3122	5.56
4 = Great risk .....	50325	89.65
85 = BAD DATA Logically assigned.....	1	0.00
94 = DON'T KNOW .....	997	1.78
97 = REFUSED .....	89	0.16
98 = BLANK (NO ANSWER) .....	4	0.01

How much do people risk harming themselves physically and in other ways when they use cocaine once a month?

(RK01H)

[RSKCOCMON](#)<sup>1</sup>

Len : 2 RISK USING COCAINE ONCE A MONTH

	Freq	Pct
1 = No risk .....	1394	2.48
2 = Slight risk.....	5762	10.26
3 = Moderate risk.....	11802	21.02
4 = Great risk .....	36053	64.22
85 = BAD DATA Logically assigned.....	1	0.00
94 = DON'T KNOW .....	1028	1.83
97 = REFUSED .....	92	0.16
98 = BLANK (NO ANSWER) .....	4	0.01

RISK/AVAILABILITY

How much do people risk harming themselves physically and in other ways when they use cocaine once or twice a week?

(RK01I)

RSKCOCWK<sup>1</sup>

Len : 2 RISK USING COCAINE ONCE OR TWICE A WEEK

	Freq	Pct
1 = No risk .....	856	1.52
2 = Slight risk .....	1700	3.03
3 = Moderate risk .....	6518	11.61
4 = Great risk .....	45987	81.92
85 = BAD DATA Logically assigned .....	1	0.00
94 = DON'T KNOW .....	982	1.75
97 = REFUSED .....	88	0.16
98 = BLANK (NO ANSWER) .....	4	0.01

How much do people risk harming themselves physically and in other ways when they have four or five drinks of an alcoholic beverage nearly every day?

(RK01J)

RSKBNGDLY<sup>1</sup>

Len : 2 RISK HAVING 4 OR 5 DRINKS NEARLY EVERY DAY

	Freq	Pct
1 = No risk .....	1104	1.97
2 = Slight risk .....	4503	8.02
3 = Moderate risk .....	14038	25.01
4 = Great risk .....	35818	63.81
85 = BAD DATA Logically assigned .....	1	0.00
94 = DON'T KNOW .....	584	1.04
97 = REFUSED .....	84	0.15
98 = BLANK (NO ANSWER) .....	4	0.01

How much do people risk harming themselves physically and in other ways when they have five or more drinks of an alcoholic beverage once or twice a week?

(RK01K)

RSKBNGWK<sup>1</sup>

Len : 2 RISK HAVING 5 OR MORE DRINKS ONCE OR TWICE A WEEK

	Freq	Pct
1 = No risk .....	2126	3.79
2 = Slight risk .....	10100	17.99
3 = Moderate risk .....	19584	34.89
4 = Great risk .....	23636	42.10
85 = BAD DATA Logically assigned .....	1	0.00
94 = DON'T KNOW .....	604	1.08
97 = REFUSED .....	81	0.14
98 = BLANK (NO ANSWER) .....	4	0.01

The next questions ask how difficult you think it would be for you to get each of the following types of drugs, if you wanted some.

How difficult or easy would it be for you to get some marijuana, if you wanted some?

(RK02A)

DIFGETMRJ<sup>1</sup>

Len : 2 HOW DIFFICULT TO GET MARIJUANA

	Freq	Pct
1 = Probably impossible.....	7946	14.15
2 = Very difficult .....	5398	9.62
3 = Fairly difficult.....	6497	11.57
4 = Fairly easy .....	14737	26.25
5 = Very easy .....	19813	35.29
85 = BAD DATA Logically assigned .....	1	0.00
94 = DON'T KNOW .....	1474	2.63
97 = REFUSED .....	266	0.47
98 = BLANK (NO ANSWER) .....	4	0.01

RISK/AVAILABILITY

How difficult or easy would it be for you to get some LSD, if you wanted some?

(RK02B)

DIFGETLSD<sup>1</sup>

Len : 2 HOW DIFFICULT TO GET LSD

	Freq	Pct
1 = Probably impossible.....	21383	38.09
2 = Very difficult .....	12868	22.92
3 = Fairly difficult.....	10664	19.00
4 = Fairly easy .....	5754	10.25
5 = Very easy.....	2325	4.14
85 = BAD DATA Logically assigned .....	1	0.00
94 = DON'T KNOW .....	2886	5.14
97 = REFUSED .....	251	0.45
98 = BLANK (NO ANSWER) .....	4	0.01

How difficult or easy would it be for you to get some cocaine, if you wanted some?

(RK02C)

DIFGETCOC<sup>1</sup>

Len : 2 HOW DIFFICULT TO GET COCAINE

	Freq	Pct
1 = Probably impossible.....	20255	36.08
2 = Very difficult .....	12373	22.04
3 = Fairly difficult.....	9400	16.75
4 = Fairly easy .....	7547	13.44
5 = Very easy.....	3847	6.85
85 = BAD DATA Logically assigned .....	1	0.00
94 = DON'T KNOW .....	2469	4.40
97 = REFUSED .....	240	0.43
98 = BLANK (NO ANSWER) .....	4	0.01

How difficult or easy would it be for you to get some 'crack', if you wanted some?

(RK02D)

DIFGETCRK<sup>1</sup>

Len : 2 HOW DIFFICULT TO GET "CRACK"

	Freq	Pct
1 = Probably impossible.....	23107	41.16
2 = Very difficult .....	13427	23.92
3 = Fairly difficult.....	8112	14.45
4 = Fairly easy .....	5390	9.60
5 = Very easy.....	3243	5.78
85 = BAD DATA Logically assigned .....	1	0.00
94 = DON'T KNOW .....	2606	4.64
97 = REFUSED .....	246	0.44
98 = BLANK (NO ANSWER) .....	4	0.01

How difficult or easy would it be for you to get some heroin, if you wanted some?

(RK02E)

DIFGETHER<sup>1</sup>

Len : 2 HOW DIFFICULT TO GET HEROIN

	Freq	Pct
1 = Probably impossible.....	24639	43.89
2 = Very difficult .....	13140	23.41
3 = Fairly difficult.....	7364	13.12
4 = Fairly easy .....	4939	8.80
5 = Very easy.....	3190	5.68
85 = BAD DATA Logically assigned .....	1	0.00
94 = DON'T KNOW .....	2619	4.67
97 = REFUSED .....	240	0.43
98 = BLANK (NO ANSWER) .....	4	0.01



RISK/AVAILABILITY

In the past 30 days, has anyone approached you to sell you an illegal drug?

(RK03)

APPDRGMON<sup>1</sup>

Len : 2 APPROACHED BY SOMEONE SELLING ILL DRUG PST 30 DYS

	Freq	Pct
1 = Yes.....	4366	7.78
2 = No.....	51628	91.97
85 = BAD DATA Logically assigned.....	2	0.00
94 = DON'T KNOW.....	72	0.13
97 = REFUSED.....	64	0.11
98 = BLANK (NO ANSWER).....	4	0.01

How often do you get a real kick out of doing things that are a little dangerous?

(RK04A)

RSKYFQDGR<sup>1</sup>

Len : 2 GET A REAL KICK OUT OF DOING DANGEROUS THINGS

	Freq	Pct
1 = Never.....	26445	47.11
2 = Seldom.....	16146	28.76
3 = Sometimes.....	10759	19.17
4 = Always.....	2050	3.65
85 = BAD DATA Logically assigned.....	1	0.00
94 = DON'T KNOW.....	555	0.99
97 = REFUSED.....	176	0.31
98 = BLANK (NO ANSWER).....	4	0.01

How often do you like to test yourself by doing something a little risky?

(RK04B)

RSKYFQTES<sup>1</sup>

Len : 2 LIKE TO TEST YOURSELF BY DOING RISKY THINGS

	Freq	Pct
1 = Never.....	26715	47.59
2 = Seldom.....	18394	32.77
3 = Sometimes.....	9206	16.40
4 = Always.....	1407	2.51
85 = BAD DATA Logically assigned.....	1	0.00
94 = DON'T KNOW.....	286	0.51
97 = REFUSED.....	121	0.22
98 = BLANK (NO ANSWER).....	6	0.01

How often do you wear a seatbelt when you ride in the front passenger seat of a car?

(RK04C)

RKFQPBLT<sup>1</sup>

Len : 2 WEAR A SEATBELT WHEN RIDE FRONT PASS SEAT OF CAR

	Freq	Pct
1 = Never.....	1775	3.16
2 = Seldom.....	1605	2.86
3 = Sometimes.....	5105	9.09
4 = Always.....	47530	84.67
85 = BAD DATA Logically assigned.....	1	0.00
94 = DON'T KNOW.....	59	0.11
97 = REFUSED.....	55	0.10
98 = BLANK (NO ANSWER).....	6	0.01

How often do you wear a seatbelt when you drive a car?

(RK04D)

RKFQDBLT<sup>1</sup>

Len : 2 WEAR A SEATBELT WHEN YOU DRIVE A CAR

	Freq	Pct
1 = Never.....	1321	2.35
2 = Seldom.....	986	1.76
3 = Sometimes.....	2715	4.84
4 = Always.....	39805	70.91
5 = I don't drive.....	11189	19.93
85 = BAD DATA Logically assigned.....	1	0.00
94 = DON'T KNOW.....	60	0.11
97 = REFUSED.....	53	0.09
98 = BLANK (NO ANSWER).....	6	0.01

RECODED RISK/AVAILABILITY

**RECODED RISK/AVAILABILITY**

NOTE: The variables in this section are recoded variables that were created from one or more of the edited variables from the preceding section.

NOTE: The variables in this section are considered to be comparable between 2015 and later years but are not comparable with variables in the 2014 NSDUH or prior years.

*(RSKCIGPKD)*  
GRSKCIGPKD

Len : 1	RC-GREAT RISK: SMOKE 1+ PACKS CIGARETTES PER DAY		
	. = Unknown (Otherwise).....	<b>Freq</b>	<b>Pct</b>
	0 = Otherwise (RSKCIGPKD=1,2,3).....	607	1.08
	1 = Great Risk (RSKCIGPKD=4).....	18286	32.57
		37243	66.34

*(RSKMRJMON)*  
GRSKMRJMON

Len : 1	RC-GREAT RISK: USE MARIJUANA ONCE A MONTH		
	. = Unknown (Otherwise).....	<b>Freq</b>	<b>Pct</b>
	0 = Otherwise (RSKMRJMON=1,2,3).....	912	1.62
	1 = Great Risk (RSKMRJMON=4).....	44491	79.26
		10733	19.12

*(RSKMRJWK)*  
GRSKMRJWK

Len : 1	RC-GREAT RISK: USE MARIJUANA 1-2 TIMES PER WEEK		
	. = Unknown (Otherwise).....	<b>Freq</b>	<b>Pct</b>
	0 = Otherwise (RSKMRJWK=1,2,3).....	943	1.68
	1 = Great Risk (RSKMRJWK=4).....	41361	73.68
		13832	24.64

*(RSKCOCMON)*  
GRSKCOCMON

Len : 1	RC-GREAT RISK: USE COCAINE ONCE A MONTH		
	. = Unknown (Otherwise).....	<b>Freq</b>	<b>Pct</b>
	0 = Otherwise (RSKCOCMON=1,2,3).....	1125	2.00
	1 = Great Risk (RSKCOCMON=4).....	18958	33.77
		36053	64.22

*(RSKCOCWK)*  
GRSKCOCWK

Len : 1	RC-GREAT RISK: USE COCAINE 1-2 TIMES PER WEEK		
	. = Unknown (Otherwise).....	<b>Freq</b>	<b>Pct</b>
	0 = Otherwise (RSKCOCWK=1,2,3).....	1075	1.91
	1 = Great Risk (RSKCOCWK=4).....	9074	16.16
		45987	81.92

*(RSKHERTRY)*  
GRSKHERTRY

Len : 1	RC-GREAT RISK: TRYING HEROIN ONCE OR TWICE		
	. = Unknown (Otherwise).....	<b>Freq</b>	<b>Pct</b>
	0 = Otherwise (RSKHERTRY=1,2,3).....	1142	2.03
	1 = Great Risk (RSKHERTRY=4).....	10677	19.02
		44317	78.95

*(RSKHERWK)*  
GRSKHERWK

Len : 1	RC-GREAT RISK: USE HEROIN 1-2 TIMES PER WEEK		
	. = Unknown (Otherwise).....	<b>Freq</b>	<b>Pct</b>
	0 = Otherwise (RSKHERWK=1,2,3).....	1091	1.94
	1 = Great Risk (RSKHERWK=4).....	4720	8.41
		50325	89.65

*(RSKLSDTRY)*  
GRSKLSDTRY

Len : 1	RC-GREAT RISK: TRYING LSD ONCE OR TWICE		
	. = Unknown (Otherwise).....	<b>Freq</b>	<b>Pct</b>
	0 = Otherwise (RSKLSDTRY=1,2,3).....	1907	3.40
	1 = Great Risk (RSKLSDTRY=4).....	23396	41.68
		30833	54.93

RECODED RISK/AVAILABILITY

*(RSKLSDWK)*  
GRSKLSDWK

Len : 1 RC-GREAT RISK: USE LSD 1-2 TIMES PER WEEK

	Freq	Pct
. = Unknown (Otherwise).....	1914	3.41
0 = Otherwise (RSKLSDWK=1,2,3) .....	14196	25.29
1 = Great Risk (RSKLSDWK=4).....	40026	71.30

*(RSKBNGDLY)*  
GRSKBNGDLY

Len : 1 RC-GREAT RISK: HAVE 4-5 ALC DRINKS PER DAY

	Freq	Pct
. = Unknown (Otherwise).....	673	1.20
0 = Otherwise (RSKBNGDLY=1,2,3).....	19645	35.00
1 = Great Risk (RSKBNGDLY=4).....	35818	63.81

*(RSKBNGWK)*  
GRSKBNGWK

Len : 1 RC-GREAT RISK: HAVE 5+ ALC DRINKS 1-2 TIMES PER WEEK

	Freq	Pct
. = Unknown (Otherwise).....	690	1.23
0 = Otherwise (RSKBNGWK=1,2,3).....	31810	56.67
1 = Great Risk (RSKBNGWK=4).....	23636	42.10

*(DIFGETMRJ)*  
DIFOBTRMJ

Len : 1 RC-MARIJUANA FAIRLY OR VERY EASY TO OBTAIN

	Freq	Pct
. = Unknown (Otherwise).....	1745	3.11
0 = Otherwise (DIFGETMRJ=1,2,3) .....	19841	35.34
1 = Fairly or Very Easy (DIFGETMRJ=4,5) .....	34550	61.55

*(DIFGETCOC)*  
DIFOBTCCOC

Len : 1 RC-COCAINE FAIRLY OR VERY EASY TO OBTAIN

	Freq	Pct
. = Unknown (Otherwise).....	2714	4.83
0 = Otherwise (DIFGETCOC=1,2,3).....	42028	74.87
1 = Fairly or Very Easy (DIFGETCOC=4,5).....	11394	20.30

*(DIFGETCRK)*  
DIFOBTCCRK

Len : 1 RC-CRACK FAIRLY OR VERY EASY TO OBTAIN

	Freq	Pct
. = Unknown (Otherwise).....	2857	5.09
0 = Otherwise (DIFGETCRK=1,2,3).....	44646	79.53
1 = Fairly or Very Easy (DIFGETCRK=4,5).....	8633	15.38

*(DIFGETHER)*  
DIFOBTHER

Len : 1 RC-HEROIN FAIRLY OR VERY EASY TO OBTAIN

	Freq	Pct
. = Unknown (Otherwise).....	2864	5.10
0 = Otherwise (DIFGETHER=1,2,3) .....	45143	80.42
1 = Fairly or Very Easy (DIFGETHER=4,5) .....	8129	14.48

*(DIFGETLSD)*  
DIFOBTLSLSD

Len : 1 RC-LSD FAIRLY OR VERY EASY TO OBTAIN

	Freq	Pct
. = Unknown (Otherwise).....	3142	5.60
0 = Otherwise (DIFGETLSD=1,2,3).....	44915	80.01
1 = Fairly or Very Easy (DIFGETLSD=4,5).....	8079	14.39

*(APPDRGMON)*  
APPDRGMON2

Len : 1 RC-APPROACHED BY SOMEONE SELLING DRUGS

	Freq	Pct
. = Unknown (Otherwise).....	142	0.25
0 = No (APPDRGMON=2).....	51628	91.97
1 = Yes (APPDRGMON=1,3) .....	4366	7.78

BLUNTS

**BLUNTS**

*The values in this section may be inconsistent with values for variables in other sections of the interview. Items in this section were edited when respondents legitimately skipped out of these items based on prior answers in earlier sections. Otherwise, variables in one section of the interview generally were not edited to make them consistent with variables in another section of the interview. This note applies to variables in this section marked by a<sup>1</sup>.*

NOTE: When respondents previously reported never using marijuana but reported lifetime use of cigars with marijuana in them (i.e., "blunts"), a consistency check was triggered only when respondents reported using blunts in the past 30 days. Therefore, BLNTEVER was assigned a code of 11 when respondents reported using blunts but they did not report use in the past 30 days, and they previously had reported never using marijuana.

Sometimes people take some tobacco out of a cigar and replace it with marijuana. This is sometimes called a "blunt".

Have you ever smoked part or all of a cigar with marijuana in it?

(BL01)

BLNTEVER<sup>1</sup>

Len : 2 EVER SMOKED CIGAR WITH MARIJUANA IN IT

	Freq	Pct
1 = Yes.....	13548	24.13
2 = No.....	42035	74.88
4 = No LOGICALLY ASSIGNED .....	21	0.04
11 = Yes (see note) .....	383	0.68
94 = DON'T KNOW .....	69	0.12
97 = REFUSED .....	74	0.13
98 = BLANK (NO ANSWER) .....	6	0.01

How old were you the first time you smoked part or all of a cigar with marijuana in it?

(BL08)

BLNTAGE<sup>1</sup>

Len : 3 AGE WHEN FIRST SMOKED CIGAR WITH MJ IN IT

	Freq	Pct
RANGE = 1 - 69 .....	13746	24.49
981 = NEVER USED BLUNTS Logically assigned.....	21	0.04
985 = BAD DATA Logically assigned .....	4	0.01
991 = NEVER USED BLUNTS .....	42035	74.88
994 = DON'T KNOW .....	138	0.25
997 = REFUSED .....	117	0.21
998 = BLANK (NO ANSWER).....	75	0.13

Did you first smoke part or all of a cigar with marijuana in it in [CURRENT YEAR - 1] or [CURRENT YEAR]?

Did you first smoke part or all of a cigar with marijuana in it in [CURRENT YEAR - 2] or [CURRENT YEAR - 1]?

In what month in [CURRENT YEAR] did you first smoke part or all of a cigar with marijuana in it?

(BL08A, BL08B, BL08C)

BLNTYFU<sup>1</sup>

Len : 4 YEAR OF FIRST USE OF CIGAR WITH MJ IN IT - RECODE

	Freq	Pct
RANGE = 2017 - 2019 .....	1528	2.72
9981 = NEVER USED BLUNTS Logically assigned.....	21	0.04
9985 = BAD DATA Logically assigned .....	27	0.05
9989 = LEGITIMATE SKIP Logically assigned .....	59	0.11
9991 = NEVER USED BLUNTS .....	42035	74.88
9994 = DON'T KNOW .....	146	0.26
9997 = REFUSED .....	117	0.21
9998 = BLANK (NO ANSWER).....	82	0.15
9999 = LEGITIMATE SKIP.....	12121	21.59

BLUNTS

In what month in [CURRENT YEAR] did you first smoke part or all of a cigar with marijuana in it?

In what month in [YEAR FROM BL08a or BL08b] did you first smoke part or all of a cigar with marijuana in it?

(BL08C, BL08D)

BLNTMFU<sup>1</sup>

Len : 2 MONTH OF FIRST USE OF CIGAR W/MJ IN IT - RECODE

	Freq	Pct
1 = January.....	129	0.23
2 = February.....	100	0.18
3 = March.....	98	0.17
4 = April.....	88	0.16
5 = May.....	123	0.22
6 = June.....	175	0.31
7 = July.....	164	0.29
8 = August.....	113	0.20
9 = September.....	122	0.22
10 = October.....	122	0.22
11 = November.....	111	0.20
12 = December.....	85	0.15
81 = NEVER USED BLUNTS Logically assigned.....	21	0.04
85 = BAD DATA Logically assigned.....	27	0.05
89 = LEGITIMATE SKIP Logically assigned.....	59	0.11
91 = NEVER USED BLUNTS.....	42035	74.88
94 = DON'T KNOW.....	234	0.42
97 = REFUSED.....	119	0.21
98 = BLANK (NO ANSWER).....	90	0.16
99 = LEGITIMATE SKIP.....	12121	21.59

NOTE: When respondents previously reported using marijuana but reported less recent use of marijuana than they reported for blunts, a consistency check was triggered only when respondents reported using blunts in the past 30 days. Therefore, BLNTREC was assigned a code of 12 when respondents reported last using marijuana more than 12 months ago but reported using blunts more than 30 days ago but within the past 12 months.

How long has it been since you last smoked part or all of a cigar with marijuana in it?

(BL02)

BLNTREC<sup>1</sup>

Len : 2 TIME SINCE LAST SMOKED CIGAR WITH MJ IN IT

	Freq	Pct
1 = Within the past 30 days.....	3305	5.89
2 = More than 30 days ago but within the past 12 mos.....	2700	4.81
3 = More than 12 months ago.....	7583	13.51
9 = Used at some point in lifetime LOG ASSN.....	110	0.20
12 = More than 30 dys ago but in pst 12 mos (see note).....	144	0.26
19 = More than 30 days ago LOGICALLY ASSIGNED.....	89	0.16
81 = NEVER USED BLUNTS Logically assigned.....	21	0.04
91 = NEVER USED BLUNTS.....	42035	74.88
97 = REFUSED.....	74	0.13
98 = BLANK (NO ANSWER).....	75	0.13

NOTE: BLRECFL2 has nonblank values when data on initiation of use from BLNTAGE, BLNTYFU, or BLNTMFU indicate more recent use of blunts than was reported in BLNTREC.

BLRECFL2<sup>1</sup>

Len : 2 INCONSISTENCY BETW BLNTREC AND INCIDENCE DATA

	Freq	Pct
1 = Incidence data suggest more recent use.....	141	0.25
98 = BLANK (NO ANSWER).....	55995	99.75

On how many of the past 30 days, that is, since [DATEFILL], did you smoke part or all of a cigar with marijuana in it?

(BL02A, BL03A, BL04A)

BLNT30DY<sup>1</sup>

Len : 2 # DAYS USED CIGAR WITH MJ IN IT PAST 30 DAYS

	Freq	Pct
RANGE = 1 - 30.....	3266	5.82
91 = NEVER USED BLUNTS.....	42056	74.92
93 = DID NOT USE BLUNTS IN THE PAST 30 DAYS.....	10516	18.73
94 = DON'T KNOW.....	24	0.04
97 = REFUSED.....	79	0.14
98 = BLANK (NO ANSWER).....	195	0.35

BLUNTS

The answer to the last question and an earlier question disagree. Which is correct?

(BL03)

BLNT30C1<sup>1</sup>

Len : 2 BL02/MJ01 DISAGREE, WHICH IS CORRECT

	Freq	Pct
1 = I have never used marijuana or hashish.....	21	0.04
2 = I smoked cigar w/mj in it during the past 30 days.....	29	0.05
98 = BLANK (NO ANSWER) .....	142	0.25
99 = LEGITIMATE SKIP.....	55944	99.66

The answer to the last question and an earlier question disagree. Which answer is correct?

(BL04)

BLNT30C2<sup>1</sup>

Len : 2 BL02 AND MJ RECENCY DISAGREE, WHICH IS CORRECT

	Freq	Pct
1 = I last used marijuana or hashish [MJREC FILL].....	94	0.17
2 = I smoked cigar w/mj in it during the past 30 days.....	107	0.19
98 = BLANK (NO ANSWER) .....	225	0.40
99 = LEGITIMATE SKIP.....	55710	99.24

Why did you report earlier that you had never used marijuana or hashish?

(BL05)

RSNOMRJ<sup>1</sup>

Len : 2 WHY REPORT EARLIER THAT NEVER USED MJ OR HASHISH

	Freq	Pct
1 = I didn't consider a "blunt" to be mj or hashish.....	10	0.02
2 = I made mistake answering earlier question about mj.....	15	0.03
3 = Some other reason.....	4	0.01
98 = BLANK (NO ANSWER) .....	142	0.25
99 = LEGITIMATE SKIP.....	55965	99.70

Why did you report earlier that you did not use marijuana or hashish during the past 30 days?

(BL06)

RSNMRJMO<sup>1</sup>

Len : 2 WHY REPRT EARLIER NOT USE MJ OR HASH PAST 30 DAYS

	Freq	Pct
1 = I didn't consider a "blunt" to be mj or hashish.....	23	0.04
2 = I made mistake answering earlier question about mj.....	77	0.14
3 = Some other reason.....	7	0.01
98 = BLANK (NO ANSWER) .....	225	0.40
99 = LEGITIMATE SKIP.....	55804	99.41

NOTE: The variable BLNTNOMJ was assigned a code of 5 if respondents were not asked this question because they reported in the TOBACCO module that they smoked cigars in the past 30 days but reported in the BLUNTS module that they did not smoke cigars with marijuana in them in the past 30 days. It could be logically inferred that all of the cigars that these respondents smoked in the past 30 days did not have marijuana in them. BLNTNOMJ was assigned codes of 14 or 24 if respondents were not asked this question and they reported in the BLUNTS module that they smoked a cigar with marijuana in it in the past 30 days. A code of 14 was assigned if respondents reported in the TOBACCO module that they had smoked cigars but not in the past 30 days. A code of 24 was assigned if respondents reported in the TOBACCO module that they had never smoked part or all of a cigar.

Earlier, you reported that you had smoked part or all of a cigar during the past 30 days. During the past 30 days, did you smoke any cigars that did not have marijuana in them?

(BL07)

BLNTNOMJ<sup>1</sup>

Len : 2 SMOKE CIGARS WITH NO MARIJUANA PAST 30 DAYS

	Freq	Pct
1 = Yes.....	401	0.71
2 = No .....	517	0.92
5 = Yes LOGICALLY ASSIGNED (from skip pattern) .....	1730	3.08
14 = USED BLUNTS PST 30 DY/DIDNT USE CIGARS PST 30 DY.....	1056	1.88
24 = USED BLUNTS PST 30 DY/NEVER USED CIGARS .....	1317	2.35
91 = NEVER USED CIGARS/BLUNTS.....	34403	61.29
93 = DID NOT USE CIGARS/BLUNTS IN THE PAST 30 DAYS.....	16352	29.13
98 = BLANK (NO ANSWER) .....	360	0.64

BLUNTS

NOTE: Past year marijuana users could answer MEDMJYR and MEDMJALL as "yes," regardless of whether they were living in a State in which marijuana was approved for medical use. For more information, please see the appendix titled "Medical Marijuana Variables".

Earlier, you reported using marijuana in the past year. Was any of your marijuana use in the past 12 months recommended by a doctor or other health care professional?

(MJMM01)

MEDMJYR<sup>1</sup>

Len : 2 ANY MJ USE RECMDED BY DR IN PAST 12 MONTHS

	Freq	Pct
1 = Yes.....	1328	2.37
2 = No.....	10986	19.57
85 = BAD DATA Logically assigned.....	1	0.00
91 = NEVER USED MARIJUANA OR BLUNTS.....	30900	55.04
93 = DID NOT USE MJ OR BLUNTS PST 12 MOS.....	12593	22.43
94 = DON'T KNOW.....	10	0.02
97 = REFUSED.....	33	0.06
98 = BLANK (NO ANSWER).....	285	0.51

Was all of your marijuana use in the past 12 months recommended by a doctor or other health care professional?

(MJMM02)

MEDMJALL<sup>1</sup>

Len : 2 ALL MJ USE RECMDED BY DR IN PAST 12 MONTHS

	Freq	Pct
1 = Yes.....	775	1.38
2 = No.....	549	0.98
91 = NEVER USED MARIJUANA OR BLUNTS.....	30900	55.04
93 = DID NOT USE MJ OR BLUNTS PST 12 MOS.....	12593	22.43
94 = DON'T KNOW.....	2	0.00
97 = REFUSED.....	35	0.06
98 = BLANK (NO ANSWER).....	296	0.53
99 = LEGITIMATE SKIP.....	10986	19.57

NOTE: Medical marijuana variable MEDMJPA2 replaces variable MEDMJST2 that was created for the 2013 through 2017 NSDUH. MEDMJPA2 is based on the date that a medical marijuana bill was signed into law or an initiative was approved by voters. MEDMJST2 was based on an interpretation of the date when a state's law took effect.

NOTE: MEDMJPA2 indicates whether respondents were living in a State in which a law allowing use of marijuana for medical reasons had been passed at the time of the interview. The entire sample was classified into one of the following two categories: MEDMJPA2 was coded as 1 if the respondent was in a State where a law or initiative allowing the use of marijuana for medical reasons had been passed on or before the interview date; MEDMJPA2 was coded as 2 if (a) the respondent was in a State in which a law or initiative allowing the use of marijuana for medical reasons had not been passed at any time during the survey year; or (b) the respondent was in a State where a law or initiative allowing the use of marijuana for medical reasons had been passed during the survey year but after the interview date.

MEDMJPA2

Len : 1 STATE MEDICAL MJ LAW PASSED AT TIME OF INTERVIEW

	Freq	Pct
1 = In State where medical MJ law passed before intvw.....	39244	69.91
2 = Not in State where medical MJ law passed by Intvw date.....	16892	30.09

SUBSTANCE DEPENDENCE AND ABUSE

**SUBSTANCE DEPENDENCE AND ABUSE**

*The values in this section may be inconsistent with values for variables in other sections of the interview. Items in this section were edited when respondents legitimately skipped out of these items based on prior answers in earlier sections. Otherwise, variables in one section of the interview generally were not edited to make them consistent with variables in another section of the interview. This note applies to variables in this section marked by a<sup>1</sup>.*

Think about your use of cigarettes during the past 30 days as you answer these next questions.

Please think about how true each statement is of you.

After not smoking for a while, you need to smoke in order to feel less restless and irritable.

(DRCGE01)  
CIGIRTB1<sup>1</sup>

Len : 2 NEED TO SMOKE TO FEEL LESS IRRITABLE

	Freq	Pct
1 = Not at all true.....	2580	4.60
2 = Somewhat true.....	2294	4.09
3 = Moderately true.....	1696	3.02
4 = Very true.....	1593	2.84
5 = Extremely true.....	1009	1.80
91 = NEVER USED CIGARETTES.....	30465	54.27
93 = DID NOT USE CIGARETTES IN THE PAST 30 DAYS.....	16426	29.26
94 = DON'T KNOW.....	24	0.04
97 = REFUSED.....	25	0.04
98 = BLANK (NO ANSWER).....	24	0.04

When you don't smoke for a few hours, you start to crave cigarettes.

(DRCGE02)  
CIGCRAVE<sup>1</sup>

Len : 2 START TO CRAVE CIGS WHEN DON'T SMOKE FOR FEW HRS

	Freq	Pct
1 = Not at all true.....	2791	4.97
2 = Somewhat true.....	2029	3.61
3 = Moderately true.....	1363	2.43
4 = Very true.....	1870	3.33
5 = Extremely true.....	1129	2.01
91 = NEVER USED CIGARETTES.....	30465	54.27
93 = DID NOT USE CIGARETTES IN THE PAST 30 DAYS.....	16426	29.26
94 = DON'T KNOW.....	16	0.03
97 = REFUSED.....	23	0.04
98 = BLANK (NO ANSWER).....	24	0.04

You sometimes have strong cravings for a cigarette where it feels like you're in the grip of a force you can't control.

(DRCGE03)  
CIGCRAGP<sup>1</sup>

Len : 2 CRAVING OF CIGS LIKE STRONG FORCE CAN'T CONTROL

	Freq	Pct
1 = Not at all true.....	3982	7.09
2 = Somewhat true.....	1810	3.22
3 = Moderately true.....	1338	2.38
4 = Very true.....	1222	2.18
5 = Extremely true.....	825	1.47
91 = NEVER USED CIGARETTES.....	30465	54.27
93 = DID NOT USE CIGARETTES IN THE PAST 30 DAYS.....	16426	29.26
94 = DON'T KNOW.....	25	0.04
97 = REFUSED.....	19	0.03
98 = BLANK (NO ANSWER).....	24	0.04



SUBSTANCE DEPENDENCE AND ABUSE

You feel a sense of control over your smoking - that is, you can "take it or leave it" at any time.

(DRCGE04)  
CIGINCTL<sup>1</sup>

Len : 2 FEEL A SENSE OF CONTROL OVER YOUR SMOKING

	Freq	Pct
1 = Not at all true.....	2385	4.25
2 = Somewhat true.....	2415	4.30
3 = Moderately true.....	1471	2.62
4 = Very true.....	1382	2.46
5 = Extremely true.....	1516	2.70
91 = NEVER USED CIGARETTES.....	30465	54.27
93 = DID NOT USE CIGARETTES IN THE PAST 30 DAYS.....	16426	29.26
94 = DON'T KNOW.....	31	0.06
97 = REFUSED.....	21	0.04
98 = BLANK (NO ANSWER).....	24	0.04

You tend to avoid places that don't allow smoking, even if you would otherwise enjoy them.

(DRCGE05)  
CIGAVOID<sup>1</sup>

Len : 2 TEND TO AVOID PLACES THAT DON'T ALLOW SMOKING

	Freq	Pct
1 = Not at all true.....	6201	11.05
2 = Somewhat true.....	1238	2.21
3 = Moderately true.....	863	1.54
4 = Very true.....	527	0.94
5 = Extremely true.....	337	0.60
91 = NEVER USED CIGARETTES.....	30465	54.27
93 = DID NOT USE CIGARETTES IN THE PAST 30 DAYS.....	16426	29.26
94 = DON'T KNOW.....	34	0.06
97 = REFUSED.....	21	0.04
98 = BLANK (NO ANSWER).....	24	0.04

Do you have any friends who do not smoke cigarettes?

(DRCGE06A)  
CIGFNSMK<sup>1</sup>

Len : 2 HAVE FRIENDS WHO DO NOT SMOKE CIGARETTES

	Freq	Pct
1 = Yes.....	8460	15.07
2 = No.....	742	1.32
91 = NEVER USED CIGARETTES.....	30465	54.27
93 = DID NOT USE CIGARETTES IN THE PAST 30 DAYS.....	16426	29.26
94 = DON'T KNOW.....	6	0.01
97 = REFUSED.....	13	0.02
98 = BLANK (NO ANSWER).....	24	0.04

Think about your use of cigarettes during the past 30 days as you answer these next questions.

There are times when you choose not to be around your friends who don't smoke because they won't like it if you smoke.

(DRCGE06B)  
CIGFNLKE<sup>1</sup>

Len : 2 CHOOSE NOT TO BE AROUND FRIENDS WHO DON'T SMOKE

	Freq	Pct
1 = Not at all true.....	6540	11.65
2 = Somewhat true.....	947	1.69
3 = Moderately true.....	490	0.87
4 = Very true.....	279	0.50
5 = Extremely true.....	176	0.31
91 = NEVER USED CIGARETTES.....	30465	54.27
93 = DID NOT USE CIGARETTES IN THE PAST 30 DAYS.....	16426	29.26
94 = DON'T KNOW.....	18	0.03
97 = REFUSED.....	23	0.04
98 = BLANK (NO ANSWER).....	30	0.05
99 = LEGITIMATE SKIP.....	742	1.32

SUBSTANCE DEPENDENCE AND ABUSE

Think about your use of cigarettes during the past 30 days as you answer these next questions.

Even if you're traveling a long distance, you'd rather not travel by airplane because you wouldn't be allowed to smoke.

*(DRCGE07)*  
CIGPLANE<sup>1</sup>

Len : 2 RATHER NOT TRAVEL BY AIRPLANE B/C NO SMOKING

	Freq	Pct
1 = Not at all true.....	7632	13.60
2 = Somewhat true.....	682	1.21
3 = Moderately true.....	350	0.62
4 = Very true.....	284	0.51
5 = Extremely true.....	225	0.40
91 = NEVER USED CIGARETTES.....	30465	54.27
93 = DID NOT USE CIGARETTES IN THE PAST 30 DAYS.....	16426	29.26
94 = DON'T KNOW.....	21	0.04
97 = REFUSED.....	27	0.05
98 = BLANK (NO ANSWER).....	24	0.04

You sometimes worry that you will run out of cigarettes.

*(DRCGE08)*  
CIGRNOU<sup>1</sup>

Len : 2 SOMETIMES WORRY THAT YOU WILL RUN OUT OF CIGS

	Freq	Pct
1 = Not at all true.....	5037	8.97
2 = Somewhat true.....	1966	3.50
3 = Moderately true.....	894	1.59
4 = Very true.....	769	1.37
5 = Extremely true.....	522	0.93
91 = NEVER USED CIGARETTES.....	30465	54.27
93 = DID NOT USE CIGARETTES IN THE PAST 30 DAYS.....	16426	29.26
94 = DON'T KNOW.....	13	0.02
97 = REFUSED.....	20	0.04
98 = BLANK (NO ANSWER).....	24	0.04

You smoke cigarettes fairly regularly throughout the day.

*(DRCGE09)*  
CIGREGDY<sup>1</sup>

Len : 2 SMOKE CIGS FAIRLY REGULARLY THROUGHOUT THE DAY

	Freq	Pct
1 = Not at all true.....	3179	5.66
2 = Somewhat true.....	1696	3.02
3 = Moderately true.....	1197	2.13
4 = Very true.....	1757	3.13
5 = Extremely true.....	1359	2.42
91 = NEVER USED CIGARETTES.....	30465	54.27
93 = DID NOT USE CIGARETTES IN THE PAST 30 DAYS.....	16426	29.26
94 = DON'T KNOW.....	13	0.02
97 = REFUSED.....	20	0.04
98 = BLANK (NO ANSWER).....	24	0.04

You smoke about the same amount on weekends as on weekdays.

*(DRCGE10)*  
CIGREGWK<sup>1</sup>

Len : 2 SMOKE SAME AMOUNT ON WEEKENDS AS ON WEEKDAYS

	Freq	Pct
1 = Not at all true.....	2946	5.25
2 = Somewhat true.....	1675	2.98
3 = Moderately true.....	1305	2.32
4 = Very true.....	1880	3.35
5 = Extremely true.....	1370	2.44
91 = NEVER USED CIGARETTES.....	30465	54.27
93 = DID NOT USE CIGARETTES IN THE PAST 30 DAYS.....	16426	29.26
94 = DON'T KNOW.....	20	0.04
97 = REFUSED.....	25	0.04
98 = BLANK (NO ANSWER).....	24	0.04

SUBSTANCE DEPENDENCE AND ABUSE

You smoke just about the same number of cigarettes from day to day.

(DRCGE11)  
CIGREGNM<sup>1</sup>

Len : 2 SMOKE SAME NUMBER OF CIGS FROM DAY TO DAY

	Freq	Pct
1 = Not at all true.....	2678	4.77
2 = Somewhat true.....	1597	2.84
3 = Moderately true.....	1310	2.33
4 = Very true.....	2150	3.83
5 = Extremely true.....	1442	2.57
91 = NEVER USED CIGARETTES.....	30465	54.27
93 = DID NOT USE CIGARETTES IN THE PAST 30 DAYS.....	16426	29.26
94 = DON'T KNOW.....	20	0.04
97 = REFUSED.....	24	0.04
98 = BLANK (NO ANSWER).....	24	0.04

It's hard to say how many cigarettes you smoke per day because the number often changes.

(DRCGE12)  
CIGNMCHG<sup>1</sup>

Len : 2 NUMBER OF CIGS SMOKE PER DAY OFTEN CHANGES

	Freq	Pct
1 = Not at all true.....	3523	6.28
2 = Somewhat true.....	2152	3.83
3 = Moderately true.....	1245	2.22
4 = Very true.....	1311	2.34
5 = Extremely true.....	934	1.66
91 = NEVER USED CIGARETTES.....	30465	54.27
93 = DID NOT USE CIGARETTES IN THE PAST 30 DAYS.....	16426	29.26
94 = DON'T KNOW.....	27	0.05
97 = REFUSED.....	29	0.05
98 = BLANK (NO ANSWER).....	24	0.04

It's normal for you to smoke several cigarettes in an hour, then not have another one until hours later.

(DRCGE13)  
CIGSVLHR<sup>1</sup>

Len : 2 HAVE MANY CIGS IN HR, THEN NO CIGS TIL HRS LATER

	Freq	Pct
1 = Not at all true.....	4739	8.44
2 = Somewhat true.....	1825	3.25
3 = Moderately true.....	1147	2.04
4 = Very true.....	909	1.62
5 = Extremely true.....	526	0.94
91 = NEVER USED CIGARETTES.....	30465	54.27
93 = DID NOT USE CIGARETTES IN THE PAST 30 DAYS.....	16426	29.26
94 = DON'T KNOW.....	43	0.08
97 = REFUSED.....	32	0.06
98 = BLANK (NO ANSWER).....	24	0.04

The number of cigarettes you smoke per day is often influenced by other things - how you're feeling, or what you're doing, for example.

(DRCGE14)  
CIGINFLU<sup>1</sup>

Len : 2 # OF CIGS SMOKE PER DAY INFLUENCED BY OTHER THINGS

	Freq	Pct
1 = Not at all true.....	2008	3.58
2 = Somewhat true.....	1829	3.26
3 = Moderately true.....	1732	3.09
4 = Very true.....	2037	3.63
5 = Extremely true.....	1557	2.77
91 = NEVER USED CIGARETTES.....	30465	54.27
93 = DID NOT USE CIGARETTES IN THE PAST 30 DAYS.....	16426	29.26
94 = DON'T KNOW.....	24	0.04
97 = REFUSED.....	34	0.06
98 = BLANK (NO ANSWER).....	24	0.04

SUBSTANCE DEPENDENCE AND ABUSE

Your smoking is not affected much by other things. For example, you smoke about the same amount whether you're relaxing or working, happy or sad, alone or with others.

(DRCGE15)  
CIGNOINF<sup>1</sup>

Len : 2 SMOKING NOT AFFECTED BY OTHER THINGS

	Freq	Pct
1 = Not at all true.....	3252	5.79
2 = Somewhat true.....	2296	4.09
3 = Moderately true.....	1703	3.03
4 = Very true.....	1185	2.11
5 = Extremely true.....	706	1.26
91 = NEVER USED CIGARETTES.....	30465	54.27
93 = DID NOT USE CIGARETTES IN THE PAST 30 DAYS.....	16426	29.26
94 = DON'T KNOW.....	45	0.08
97 = REFUSED.....	34	0.06
98 = BLANK (NO ANSWER).....	24	0.04

Since you started smoking, the amount you smoke has increased.

(DRCGE16)  
CIGINCRS<sup>1</sup>

Len : 2 AMOUNT OF SMOKING HAS INCR. SINCE STARTED SMOKING

	Freq	Pct
1 = Not at all true.....	3472	6.18
2 = Somewhat true.....	1911	3.40
3 = Moderately true.....	1281	2.28
4 = Very true.....	1365	2.43
5 = Extremely true.....	1140	2.03
91 = NEVER USED CIGARETTES.....	30465	54.27
93 = DID NOT USE CIGARETTES IN THE PAST 30 DAYS.....	16426	29.26
94 = DON'T KNOW.....	27	0.05
97 = REFUSED.....	25	0.04
98 = BLANK (NO ANSWER).....	24	0.04

Compared to when you first started smoking, you need to smoke a lot more now in order to be satisfied.

(DRCGE17)  
CIGSATIS<sup>1</sup>

Len : 2 NEED TO SMOKE A LOT MORE TO BE SATISFIED

	Freq	Pct
1 = Not at all true.....	4980	8.87
2 = Somewhat true.....	1621	2.89
3 = Moderately true.....	1124	2.00
4 = Very true.....	807	1.44
5 = Extremely true.....	631	1.12
91 = NEVER USED CIGARETTES.....	30465	54.27
93 = DID NOT USE CIGARETTES IN THE PAST 30 DAYS.....	16426	29.26
94 = DON'T KNOW.....	25	0.04
97 = REFUSED.....	33	0.06
98 = BLANK (NO ANSWER).....	24	0.04

Compared to when you first started smoking, you can smoke much, much more now before you start to feel anything.

(DRCGE18)  
CIGLOTMR<sup>1</sup>

Len : 2 SMOKE MUCH MORE NOW BEFORE FEEL ANYTHING

	Freq	Pct
1 = Not at all true.....	5058	9.01
2 = Somewhat true.....	1747	3.11
3 = Moderately true.....	1086	1.93
4 = Very true.....	719	1.28
5 = Extremely true.....	535	0.95
91 = NEVER USED CIGARETTES.....	30465	54.27
93 = DID NOT USE CIGARETTES IN THE PAST 30 DAYS.....	16426	29.26
94 = DON'T KNOW.....	45	0.08
97 = REFUSED.....	31	0.06
98 = BLANK (NO ANSWER).....	24	0.04

SUBSTANCE DEPENDENCE AND ABUSE

How soon after you wake up do you have your first cigarette?

On the days that you smoke, how soon after you wake up do you have your first cigarette?

(DRCGE19A, DRCGE19B)

CIGWAKE<sup>1</sup>

Len : 2 HOW SOON AFTER WAKING DO YOU HAVE YOUR FIRST CIG

	Freq	Pct
1 = Within the first 5 minutes after you wake up .....	1692	3.01
2 = Between 6 and 30 minutes after you wake up.....	2409	4.29
3 = Between 31 and 60 minutes after you wake up .....	1529	2.72
4 = More than 60 minutes after you wake up.....	3304	5.89
91 = NEVER USED CIGARETTES.....	30465	54.27
93 = DID NOT USE CIGARETTES IN THE PAST 30 DAYS.....	16426	29.26
94 = DON'T KNOW .....	135	0.24
97 = REFUSED .....	144	0.26
98 = BLANK (NO ANSWER) .....	32	0.06

Think about your use of alcohol during the past 12 months as you answer these next questions.

During the past 12 months, was there a month or more when you spent a lot of your time getting or drinking alcohol?

(DRALC01)

ALCLOTTM<sup>1</sup>

Len : 2 SPENT MONTH/MORE GETTING/DRNKG ALC PAST 12 MOS

	Freq	Pct
1 = Yes.....	4562	8.13
2 = No.....	23419	41.72
83 = DID NOT USE ALC PST 12 MOS OR USED <6 DYS Log asn .....	104	0.19
85 = BAD DATA Logically assigned.....	3	0.01
91 = NEVER USED ALCOHOL.....	16008	28.52
93 = DID NOT USE ALC PST 12 MOS OR USED <6 DYS.....	11642	20.74
94 = DON'T KNOW .....	23	0.04
97 = REFUSED .....	44	0.08
98 = BLANK (NO ANSWER) .....	331	0.59

During the past 12 months, was there a month or more when you spent a lot of time getting over the effects of the alcohol you drank?

(DRALC02)

ALCGTOVR<sup>1</sup>

Len : 2 MONTH+ SPENT GETTING OVER ALC EFFECTS PST 12 MOS

	Freq	Pct
1 = Yes.....	546	0.97
2 = No.....	22874	40.75
83 = DID NOT USE ALC PST 12 MOS OR USED <6 DYS Log asn .....	104	0.19
85 = BAD DATA Logically assigned.....	3	0.01
91 = NEVER USED ALCOHOL.....	16008	28.52
93 = DID NOT USE ALC PST 12 MOS OR USED <6 DYS.....	11642	20.74
94 = DON'T KNOW .....	19	0.03
97 = REFUSED .....	47	0.08
98 = BLANK (NO ANSWER) .....	331	0.59
99 = LEGITIMATE SKIP.....	4562	8.13

During the past 12 months, did you try to set limits on how often or how much alcohol you would drink?

(DRALC04)

ALCLIMIT<sup>1</sup>

Len : 2 SET LIMITS ON ALCOHOL USE PAST 12 MONTHS

	Freq	Pct
1 = Yes.....	10557	18.81
2 = No.....	17380	30.96
83 = DID NOT USE ALC PST 12 MOS OR USED <6 DYS Log asn .....	104	0.19
85 = BAD DATA Logically assigned.....	3	0.01
91 = NEVER USED ALCOHOL.....	16008	28.52
93 = DID NOT USE ALC PST 12 MOS OR USED <6 DYS.....	11642	20.74
94 = DON'T KNOW .....	57	0.10
97 = REFUSED .....	54	0.10
98 = BLANK (NO ANSWER) .....	331	0.59

SUBSTANCE DEPENDENCE AND ABUSE

Were you able to keep to the limits you set, or did you often drink more than you intended to?

(DRALC05)  
ALCKPLMT<sup>1</sup>

Len : 2 ABLE TO KEEP LIMITS OR DRANK MORE PAST 12 MOS

	Freq	Pct
1 = Usually kept to the limits set.....	9260	16.50
2 = Often drank more than intended.....	1294	2.31
83 = DID NOT USE ALC PST 12 MOS OR USED <6 DYS Log asn .....	104	0.19
85 = BAD DATA Logically assigned.....	1	0.00
91 = NEVER USED ALCOHOL.....	16008	28.52
93 = DID NOT USE ALC PST 12 MOS OR USED <6 DYS.....	11642	20.74
97 = REFUSED .....	57	0.10
98 = BLANK (NO ANSWER) .....	390	0.69
99 = LEGITIMATE SKIP.....	17380	30.96

During the past 12 months, did you need to drink more alcohol than you used to in order to get the effect you wanted?

(DRALC06)  
ALCNDMOR<sup>1</sup>

Len : 2 NEEDED MORE ALC TO GET SAME EFFECT PST 12 MOS

	Freq	Pct
1 = Yes.....	2479	4.42
2 = No.....	25491	45.41
83 = DID NOT USE ALC PST 12 MOS OR USED <6 DYS Log asn .....	104	0.19
85 = BAD DATA Logically assigned.....	3	0.01
91 = NEVER USED ALCOHOL.....	16008	28.52
93 = DID NOT USE ALC PST 12 MOS OR USED <6 DYS.....	11642	20.74
94 = DON'T KNOW .....	30	0.05
97 = REFUSED .....	48	0.09
98 = BLANK (NO ANSWER) .....	331	0.59

During the past 12 months, did you notice that drinking the same amount of alcohol had less effect on you than it used to?

(DRALC07)  
ALCLSEFX<sup>1</sup>

Len : 2 DRNKG SAME AMT ALC HAD LESS EFFECT PAST 12 MOS

	Freq	Pct
1 = Yes.....	2267	4.04
2 = No.....	23135	41.21
83 = DID NOT USE ALC PST 12 MOS OR USED <6 DYS Log asn .....	104	0.19
85 = BAD DATA Logically assigned.....	3	0.01
91 = NEVER USED ALCOHOL.....	16008	28.52
93 = DID NOT USE ALC PST 12 MOS OR USED <6 DYS.....	11642	20.74
94 = DON'T KNOW .....	102	0.18
97 = REFUSED .....	65	0.12
98 = BLANK (NO ANSWER) .....	331	0.59
99 = LEGITIMATE SKIP.....	2479	4.42

During the past 12 months, did you want to or try to cut down or stop drinking alcohol?

(DRALC08)  
ALCCUTDN<sup>1</sup>

Len : 2 WANT/TRY TO CUT DOWN/STOP DRNKG PAST 12 MOS

	Freq	Pct
1 = Yes.....	8573	15.27
2 = No.....	19325	34.43
83 = DID NOT USE ALC PST 12 MOS OR USED <6 DYS Log asn .....	104	0.19
85 = BAD DATA Logically assigned.....	3	0.01
91 = NEVER USED ALCOHOL.....	16008	28.52
93 = DID NOT USE ALC PST 12 MOS OR USED <6 DYS.....	11642	20.74
94 = DON'T KNOW .....	66	0.12
97 = REFUSED .....	84	0.15
98 = BLANK (NO ANSWER) .....	331	0.59

SUBSTANCE DEPENDENCE AND ABUSE

During the past 12 months, were you able to cut down or stop drinking alcohol every time you wanted to or tried to?

(DRALC09)  
ALCCUTEV<sup>1</sup>

Len : 2 ABLE TO CUT/STOP DRNKG EVERY TIME PAST 12 MOS

	Freq	Pct
1 = Yes.....	7404	13.19
2 = No.....	1158	2.06
83 = DID NOT USE ALC PST 12 MOS OR USED <6 DYS Log asn .....	104	0.19
85 = BAD DATA Logically assigned.....	1	0.00
91 = NEVER USED ALCOHOL.....	16008	28.52
93 = DID NOT USE ALC PST 12 MOS OR USED <6 DYS.....	11642	20.74
94 = DON'T KNOW.....	9	0.02
97 = REFUSED .....	86	0.15
98 = BLANK (NO ANSWER) .....	399	0.71
99 = LEGITIMATE SKIP.....	19325	34.43

During the past 12 months, did you cut down or stop drinking at least one time?

(DRALC10)  
ALCCUTIX<sup>1</sup>

Len : 2 CUT DOWN OR STOP DRNKG AT LEAST ONCE PAST 12 MOS

	Freq	Pct
1 = Yes.....	6695	11.93
2 = No.....	13761	24.51
83 = DID NOT USE ALC PST 12 MOS OR USED <6 DYS Log asn .....	104	0.19
85 = BAD DATA Logically assigned.....	2	0.00
91 = NEVER USED ALCOHOL.....	16008	28.52
93 = DID NOT USE ALC PST 12 MOS OR USED <6 DYS.....	11642	20.74
94 = DON'T KNOW.....	102	0.18
97 = REFUSED .....	86	0.15
98 = BLANK (NO ANSWER) .....	332	0.59
99 = LEGITIMATE SKIP.....	7404	13.19

Please look at the symptoms listed below. During the past 12 months, did you have 2 or more of these symptoms after you cut back or stopped drinking alcohol?

- Sweating or feeling that your heart was beating fast
- Having your hands tremble
- Having trouble sleeping
- Vomiting or feeling nauseous
- Seeing, hearing, or feeling things that weren't really there
- Feeling like you couldn't sit still
- Feeling anxious
- Having seizures or fits

(DRALC11)  
ALCWD2SX<sup>1</sup>

Len : 2 HAD 2+ ALC WITHDRAWAL SYMPTOMS PST 12 MOS

	Freq	Pct
1 = Yes.....	1433	2.55
2 = No.....	12631	22.50
83 = DID NOT USE ALC PST 12 MOS OR USED <6 DYS Log asn .....	104	0.19
85 = BAD DATA Logically assigned.....	1	0.00
91 = NEVER USED ALCOHOL.....	16008	28.52
93 = DID NOT USE ALC PST 12 MOS OR USED <6 DYS.....	11642	20.74
94 = DON'T KNOW.....	29	0.05
97 = REFUSED .....	92	0.16
98 = BLANK (NO ANSWER) .....	435	0.77
99 = LEGITIMATE SKIP.....	13761	24.51

SUBSTANCE DEPENDENCE AND ABUSE

Please look at the symptoms listed below. During the past 12 months, did you have 2 or more of these symptoms at the same time that lasted for longer than a day after you cut back or stopped drinking alcohol?

- Sweating or feeling that your heart was beating fast
- Having your hands tremble
- Having trouble sleeping
- Vomiting or feeling nauseous
- Seeing, hearing, or feeling things that weren't really there
- Feeling like you couldn't sit still
- Feeling anxious
- Having seizures or fits

(DRALC12)  
ALCWDSMT<sup>1</sup>

Len : 2 HAD 2+ ALC WDRAW SYM AT SAME TIME PST 12 MOS

	Freq	Pct
1 = Yes.....	758	1.35
2 = No.....	674	1.20
83 = DID NOT USE ALC PST 12 MOS OR USED <6 DYS Log asn .....	104	0.19
91 = NEVER USED ALCOHOL.....	16008	28.52
93 = DID NOT USE ALC PST 12 MOS OR USED <6 DYS.....	11642	20.74
94 = DON'T KNOW .....	1	0.00
97 = REFUSED .....	92	0.16
98 = BLANK (NO ANSWER) .....	465	0.83
99 = LEGITIMATE SKIP.....	26392	47.01

During the past 12 months, did you have any problems with your emotions, nerves, or mental health that were probably caused or made worse by drinking alcohol?

(DRALC13)  
ALCEMOPB<sup>1</sup>

Len : 2 ALC CAUSE PRBS WITH EMOT/NERVES PAST 12 MOS

	Freq	Pct
1 = Yes.....	2515	4.48
2 = No.....	25447	45.33
83 = DID NOT USE ALC PST 12 MOS OR USED <6 DYS Log asn .....	104	0.19
85 = BAD DATA Logically assigned .....	3	0.01
91 = NEVER USED ALCOHOL.....	16008	28.52
93 = DID NOT USE ALC PST 12 MOS OR USED <6 DYS.....	11642	20.74
94 = DON'T KNOW .....	31	0.06
97 = REFUSED .....	55	0.10
98 = BLANK (NO ANSWER) .....	331	0.59

Did you continue to drink alcohol even though you thought drinking was causing you to have problems with your emotions, nerves, or mental health?

(DRALC14)  
ALCEMCTD<sup>1</sup>

Len : 2 CONTD TO DRINK ALC DESPITE EMOT PRBS

	Freq	Pct
1 = Yes.....	1537	2.74
2 = No.....	972	1.73
83 = DID NOT USE ALC PST 12 MOS OR USED <6 DYS Log asn .....	104	0.19
91 = NEVER USED ALCOHOL.....	16008	28.52
93 = DID NOT USE ALC PST 12 MOS OR USED <6 DYS.....	11642	20.74
94 = DON'T KNOW .....	4	0.01
97 = REFUSED .....	57	0.10
98 = BLANK (NO ANSWER) .....	365	0.65
99 = LEGITIMATE SKIP.....	25447	45.33



SUBSTANCE DEPENDENCE AND ABUSE

During the past 12 months, did you have any physical health problems that were probably caused or made worse by drinking alcohol?

*(DRALC15)*  
ALCPHLPB<sup>1</sup>

Len : 2 ANY PHYS PRBS CAUSED/WORSND BY ALC PST 12 MOS	<b>Freq</b>	<b>Pct</b>
1 = Yes.....	757	1.35
2 = No.....	25667	45.72
83 = DID NOT USE ALC PST 12 MOS OR USED <6 DYS Log asn .....	104	0.19
85 = BAD DATA Logically assigned.....	3	0.01
91 = NEVER USED ALCOHOL.....	16008	28.52
93 = DID NOT USE ALC PST 12 MOS OR USED <6 DYS.....	11642	20.74
94 = DON'T KNOW.....	36	0.06
97 = REFUSED .....	51	0.09
98 = BLANK (NO ANSWER) .....	331	0.59
99 = LEGITIMATE SKIP.....	1537	2.74

Did you continue to drink alcohol even though you thought drinking was causing you to have physical problems?

*(DRALC16)*  
ALCPHCTD<sup>1</sup>

Len : 2 CONTD TO DRINK ALC DESPITE PHYS PRBS	<b>Freq</b>	<b>Pct</b>
1 = Yes.....	313	0.56
2 = No.....	443	0.79
83 = DID NOT USE ALC PST 12 MOS OR USED <6 DYS Log asn .....	104	0.19
91 = NEVER USED ALCOHOL.....	16008	28.52
93 = DID NOT USE ALC PST 12 MOS OR USED <6 DYS.....	11642	20.74
94 = DON'T KNOW.....	1	0.00
97 = REFUSED .....	51	0.09
98 = BLANK (NO ANSWER) .....	370	0.66
99 = LEGITIMATE SKIP.....	27204	48.46

This question is about important activities such as working, going to school, taking care of children, doing fun things such as hobbies and sports, and spending time with friends and family.

During the past 12 months, did drinking alcohol cause you to give up or spend less time doing these types of important activities?

*(DRALC17)*  
ALCLSACT<sup>1</sup>

Len : 2 LESS ACTIVITIES B/C OF ALC USE PAST 12 MOS	<b>Freq</b>	<b>Pct</b>
1 = Yes.....	1192	2.12
2 = No.....	26764	47.68
83 = DID NOT USE ALC PST 12 MOS OR USED <6 DYS Log asn .....	104	0.19
85 = BAD DATA Logically assigned.....	3	0.01
91 = NEVER USED ALCOHOL.....	16008	28.52
93 = DID NOT USE ALC PST 12 MOS OR USED <6 DYS.....	11642	20.74
94 = DON'T KNOW.....	40	0.07
97 = REFUSED .....	52	0.09
98 = BLANK (NO ANSWER) .....	331	0.59

Sometimes people who drink alcohol have serious problems at home, work or school - such as:

- Neglecting their children
- Missing work or school
- Doing a poor job at work or school
- Losing a job or dropping out of school

During the past 12 months, did drinking alcohol cause you to have serious problems like this either at home, work, or school?!

*(DRALC18)*  
ALCSERP<sup>1</sup>

Len : 2 ALC CAUSE SERS PRBS AT HOME/WORK/SCH PST 12 MOS	<b>Freq</b>	<b>Pct</b>
1 = Yes.....	789	1.41
2 = No.....	27180	48.42
83 = DID NOT USE ALC PST 12 MOS OR USED <6 DYS Log asn .....	104	0.19
85 = BAD DATA Logically assigned.....	3	0.01
91 = NEVER USED ALCOHOL.....	16008	28.52
93 = DID NOT USE ALC PST 12 MOS OR USED <6 DYS.....	11642	20.74
94 = DON'T KNOW.....	28	0.05
97 = REFUSED .....	51	0.09
98 = BLANK (NO ANSWER) .....	331	0.59

SUBSTANCE DEPENDENCE AND ABUSE

During the past 12 months, did you regularly drink alcohol and then do something where being drunk might have put you in physical danger?

(DRALC19)  
ALCPDANG<sup>1</sup>

	Freq	Pct
Len : 2 DRNK ALC AND DO DANGEROUS ACTIVITIES PST 12 MOS		
1 = Yes.....	1815	3.23
2 = No.....	26150	46.58
83 = DID NOT USE ALC PST 12 MOS OR USED <6 DYS Log asn .....	104	0.19
85 = BAD DATA Logically assigned.....	3	0.01
91 = NEVER USED ALCOHOL.....	16008	28.52
93 = DID NOT USE ALC PST 12 MOS OR USED <6 DYS.....	11642	20.74
94 = DON'T KNOW.....	27	0.05
97 = REFUSED .....	55	0.10
98 = BLANK (NO ANSWER) .....	332	0.59

During the past 12 months, did drinking alcohol cause you to do things that repeatedly got you in trouble with the law?

(DRALC20)  
ALCLAWTR<sup>1</sup>

	Freq	Pct
Len : 2 DRNK ALC CAUSE PRBS WITH LAW PAST 12 MOS		
1 = Yes.....	326	0.58
2 = No.....	27654	49.26
83 = DID NOT USE ALC PST 12 MOS OR USED <6 DYS Log asn .....	104	0.19
85 = BAD DATA Logically assigned.....	3	0.01
91 = NEVER USED ALCOHOL.....	16008	28.52
93 = DID NOT USE ALC PST 12 MOS OR USED <6 DYS.....	11642	20.74
94 = DON'T KNOW.....	21	0.04
97 = REFUSED .....	46	0.08
98 = BLANK (NO ANSWER) .....	332	0.59

During the past 12 months, did you have any problems with family or friends that were probably caused by your drinking?

(DRALC21)  
ALCFMFPB<sup>1</sup>

	Freq	Pct
Len : 2 DRNK ALC CAUSE PRBS W/FAMILY/FRIENDS PST 12 MOS		
1 = Yes.....	1350	2.40
2 = No.....	26627	47.43
83 = DID NOT USE ALC PST 12 MOS OR USED <6 DYS Log asn .....	104	0.19
85 = BAD DATA Logically assigned.....	3	0.01
91 = NEVER USED ALCOHOL.....	16008	28.52
93 = DID NOT USE ALC PST 12 MOS OR USED <6 DYS.....	11642	20.74
94 = DON'T KNOW.....	24	0.04
97 = REFUSED .....	46	0.08
98 = BLANK (NO ANSWER) .....	332	0.59

Did you continue to drink alcohol even though you thought your drinking caused problems with family or friends?

(DRALC22)  
ALCFMCTD<sup>1</sup>

	Freq	Pct
Len : 2 CONTD TO DRINK ALC DESPITE PRBS W/ FAM/FRNDS		
1 = Yes.....	868	1.55
2 = No.....	482	0.86
83 = DID NOT USE ALC PST 12 MOS OR USED <6 DYS Log asn .....	104	0.19
85 = BAD DATA Logically assigned.....	1	0.00
91 = NEVER USED ALCOHOL.....	16008	28.52
93 = DID NOT USE ALC PST 12 MOS OR USED <6 DYS.....	11642	20.74
97 = REFUSED .....	46	0.08
98 = BLANK (NO ANSWER) .....	358	0.64
99 = LEGITIMATE SKIP.....	26627	47.43

SUBSTANCE DEPENDENCE AND ABUSE

Think about your use of marijuana or hashish during the past 12 months as you answer these next questions.

During the past 12 months, was there a month or more when you spent a lot of your time getting or using marijuana or hashish?

(DRMJ01)  
MRJLOTTM<sup>1</sup>

Len : 2 SPENT MONTH/MORE GETTING/USING MJ PAST 12 MOS		Freq	Pct
1 = Yes.....		3725	6.64
2 = No.....		5633	10.03
83 = DID NOT USE MJ PST 12 MOS OR USED <6 DYS Log asn.....		44	0.08
91 = NEVER USED MARIJUANA .....		31312	55.78
93 = DID NOT USE MJ PST 12 MOS OR USED <6 DYS.....		15123	26.94
94 = DON'T KNOW .....		7	0.01
97 = REFUSED .....		39	0.07
98 = BLANK (NO ANSWER) .....		253	0.45

During the past 12 months, was there a month or more when you spent a lot of your time getting over the effects of the marijuana or hashish you used?

(DRMJ02)  
MRJGTOVR<sup>1</sup>

Len : 2 MONTH+ SPENT GETTING OVER MJ EFFECTS PST 12 MOS		Freq	Pct
1 = Yes.....		124	0.22
2 = No.....		5507	9.81
83 = DID NOT USE MJ PST 12 MOS OR USED <6 DAY Log asn.....		44	0.08
91 = NEVER USED MARIJUANA .....		31312	55.78
93 = DID NOT USE MJ PST 12 MOS OR USED <6 DYS.....		15123	26.94
94 = DON'T KNOW .....		11	0.02
97 = REFUSED .....		37	0.07
98 = BLANK (NO ANSWER) .....		253	0.45
99 = LEGITIMATE SKIP.....		3725	6.64

During the past 12 months, did you try to set limits on how often or how much marijuana or hashish you would use?

(DRMJ04)  
MRJLIMIT<sup>1</sup>

Len : 2 SET LIMITS ON MARIJUANA USE PAST 12 MONTHS		Freq	Pct
1 = Yes.....		3296	5.87
2 = No.....		6055	10.79
83 = DID NOT USE MJ PST 12 MOS OR USED <6 DAY Log asn.....		44	0.08
91 = NEVER USED MARIJUANA .....		31312	55.78
93 = DID NOT USE MJ PST 12 MOS OR USED <6 DYS.....		15123	26.94
94 = DON'T KNOW .....		14	0.02
97 = REFUSED .....		39	0.07
98 = BLANK (NO ANSWER) .....		253	0.45

Were you able to keep to the limits you set, or did you often use marijuana or hashish more than you intended to?

(DRMJ05)  
MRJKPLMT<sup>1</sup>

Len : 2 ABLE TO KEEP LIMITS OR USE MORE MJ PAST 12 MOS		Freq	Pct
1 = Usually kept to the limits set.....		2664	4.75
2 = Often used more than intended .....		630	1.12
83 = DID NOT USE MJ PST 12 MOS OR USED <6 DAY Log asn.....		44	0.08
91 = NEVER USED MARIJUANA .....		31312	55.78
93 = DID NOT USE MJ PST 12 MOS OR USED <6 DYS.....		15123	26.94
94 = DON'T KNOW .....		1	0.00
97 = REFUSED .....		40	0.07
98 = BLANK (NO ANSWER) .....		267	0.48
99 = LEGITIMATE SKIP.....		6055	10.79

SUBSTANCE DEPENDENCE AND ABUSE

During the past 12 months, did you need to use more marijuana or hashish than you used to in order to get the effect you wanted?

(DRMJ06)  
MRJNDMOR<sup>1</sup>

Len : 2 NEEDED MORE MJ TO GET SAME EFFECT PST 12 MOS		Freq	Pct
1 = Yes.....		2259	4.02
2 = No.....		7098	12.64
83 = DID NOT USE MJ PST 12 MOS OR USED <6 DAY Log asn.....		44	0.08
91 = NEVER USED MARIJUANA .....		31312	55.78
93 = DID NOT USE MJ PST 12 MOS OR USED <6 DYS.....		15123	26.94
94 = DON'T KNOW .....		9	0.02
97 = REFUSED .....		38	0.07
98 = BLANK (NO ANSWER) .....		253	0.45

During the past 12 months, did you notice that using the same amount of marijuana or hashish had less effect on you than it used to?

(DRMJ07)  
MRJLSEFX<sup>1</sup>

Len : 2 USING SAME AMT MJ HAD LESS EFFECT PAST 12 MOS		Freq	Pct
1 = Yes.....		824	1.47
2 = No.....		6268	11.17
83 = DID NOT USE MJ PST 12 MOS OR USED <6 DAY Log asn.....		44	0.08
91 = NEVER USED MARIJUANA .....		31312	55.78
93 = DID NOT USE MJ PST 12 MOS OR USED <6 DYS.....		15123	26.94
94 = DON'T KNOW .....		15	0.03
97 = REFUSED .....		38	0.07
98 = BLANK (NO ANSWER) .....		253	0.45
99 = LEGITIMATE SKIP.....		2259	4.02

During the past 12 months, did you want to or try to cut down or stop using marijuana or hashish?

(DRMJ08)  
MRJCUTDN<sup>1</sup>

Len : 2 WANT/TRY TO CUT DOWN/STOP USING MJ PST 12 MOS		Freq	Pct
1 = Yes.....		3116	5.55
2 = No.....		6228	11.09
83 = DID NOT USE MJ PST 12 MOS OR USED <6 DAY Log asn.....		44	0.08
91 = NEVER USED MARIJUANA .....		31312	55.78
93 = DID NOT USE MJ PST 12 MOS OR USED <6 DYS.....		15123	26.94
94 = DON'T KNOW .....		15	0.03
97 = REFUSED .....		45	0.08
98 = BLANK (NO ANSWER) .....		253	0.45

During the past 12 months, were you able to cut down or stop using marijuana or hashish every time you wanted to or tried to?

(DRMJ09)  
MRJCUTEV<sup>1</sup>

Len : 2 ABLE TO CUT/STOP USING MJ EVERY TIME PST 12 MOS		Freq	Pct
1 = Yes.....		2597	4.63
2 = No.....		518	0.92
83 = DID NOT USE MJ PST 12 MOS OR USED <6 DAY Log asn.....		44	0.08
91 = NEVER USED MARIJUANA .....		31312	55.78
93 = DID NOT USE MJ PST 12 MOS OR USED <6 DYS.....		15123	26.94
94 = DON'T KNOW .....		1	0.00
97 = REFUSED .....		45	0.08
98 = BLANK (NO ANSWER) .....		268	0.48
99 = LEGITIMATE SKIP.....		6228	11.09

SUBSTANCE DEPENDENCE AND ABUSE

During the past 12 months, did you have any problems with your emotions, nerves, or mental health that were probably caused or made worse by your use of marijuana or hashish?

(DRMJ13)  
MRJEMOPB<sup>1</sup>

Len : 2 MJ CAUSE PRBS WITH EMOT/NERVES PAST 12 MOS

	Freq	Pct
1 = Yes.....	901	1.61
2 = No.....	8451	15.05
83 = DID NOT USE MJ PST 12 MOS OR USED <6 DAY Log asn.....	44	0.08
91 = NEVER USED MARIJUANA .....	31312	55.78
93 = DID NOT USE MJ PST 12 MOS OR USED <6 DYS.....	15123	26.94
94 = DON'T KNOW .....	15	0.03
97 = REFUSED .....	37	0.07
98 = BLANK (NO ANSWER) .....	253	0.45

Did you continue to use marijuana or hashish even though you thought it was causing you to have problems with your emotions, nerves, or mental health?

(DRMJ14)  
MRJEMCTD<sup>1</sup>

Len : 2 CONTD USING MARIJUANA DESPITE EMOT PRBS

	Freq	Pct
1 = Yes.....	583	1.04
2 = No.....	318	0.57
83 = DID NOT USE MJ PST 12 MOS OR USED <6 DAY Log asn.....	44	0.08
91 = NEVER USED MARIJUANA .....	31312	55.78
93 = DID NOT USE MJ PST 12 MOS OR USED <6 DYS.....	15123	26.94
97 = REFUSED .....	37	0.07
98 = BLANK (NO ANSWER) .....	268	0.48
99 = LEGITIMATE SKIP.....	8451	15.05

During the past 12 months, did you have any physical health problems that were probably caused or made worse by your use of marijuana or hashish?

(DRMJ15)  
MRJPHLPB<sup>1</sup>

Len : 2 ANY PHYS PRBS CAUSED/WORSND BY MJ PST 12 MOS

	Freq	Pct
1 = Yes.....	155	0.28
2 = No.....	8618	15.35
83 = DID NOT USE MJ PST 12 MOS OR USED <6 DAY Log asn.....	44	0.08
91 = NEVER USED MARIJUANA .....	31312	55.78
93 = DID NOT USE MJ PST 12 MOS OR USED <6 DYS.....	15123	26.94
94 = DON'T KNOW .....	9	0.02
97 = REFUSED .....	39	0.07
98 = BLANK (NO ANSWER) .....	253	0.45
99 = LEGITIMATE SKIP.....	583	1.04

Did you continue to use marijuana or hashish even though you thought it was causing you to have physical problems?

(DRMJ16)  
MRJPHCTD<sup>1</sup>

Len : 2 CONTD TO USE MARIJUANA DESPITE PHYS PRBS

	Freq	Pct
1 = Yes.....	81	0.14
2 = No.....	73	0.13
83 = DID NOT USE MJ PST 12 MOS OR USED <6 DAY Log asn.....	44	0.08
91 = NEVER USED MARIJUANA .....	31312	55.78
93 = DID NOT USE MJ PST 12 MOS OR USED <6 DYS.....	15123	26.94
94 = DON'T KNOW .....	1	0.00
97 = REFUSED .....	39	0.07
98 = BLANK (NO ANSWER) .....	262	0.47
99 = LEGITIMATE SKIP.....	9201	16.39

SUBSTANCE DEPENDENCE AND ABUSE

This question is about important activities such as working, going to school, taking care of children, doing fun things such as hobbies and sports, and spending time with friends and family.

During the past 12 months, did using marijuana or hashish cause you to give up or spend less time doing these types of important activities?

(DRMJ17)  
MRJLSACT<sup>1</sup>

Len : 2 LESS ACTIVITIES B/C OF MJ USE PAST 12 MOS		Freq	Pct
1 = Yes.....		754	1.34
2 = No.....		8599	15.32
83 = DID NOT USE MJ PST 12 MOS OR USED <6 DAY Log asn.....		44	0.08
91 = NEVER USED MARIJUANA .....		31312	55.78
93 = DID NOT USE MJ PST 12 MOS OR USED <6 DYS.....		15123	26.94
94 = DON'T KNOW .....		14	0.02
97 = REFUSED .....		37	0.07
98 = BLANK (NO ANSWER) .....		253	0.45

Sometimes people who use marijuana or hashish have serious problems at home, work or school - such as:

- neglecting their children
- missing work or school
- doing a poor job at work or school
- losing a job or dropping out of school

During the past 12 months, did using marijuana or hashish cause you to have serious problems like this either at home, work, or school?

(DRMJ18)  
MRJSERP<sup>1</sup>

Len : 2 MJ CAUSE SERS PRBS AT HOME/WORK/SCH PST 12 MOS		Freq	Pct
1 = Yes.....		473	0.84
2 = No.....		8883	15.82
83 = DID NOT USE MJ PST 12 MOS OR USED <6 DAY Log asn.....		44	0.08
91 = NEVER USED MARIJUANA .....		31312	55.78
93 = DID NOT USE MJ PST 12 MOS OR USED <6 DYS.....		15123	26.94
94 = DON'T KNOW .....		9	0.02
97 = REFUSED .....		39	0.07
98 = BLANK (NO ANSWER) .....		253	0.45

During the past 12 months, did you regularly use marijuana or hashish and then do something where using marijuana or hashish might have put you in physical danger?

(DRMJ19)  
MRJPDANG<sup>1</sup>

Len : 2 USING MJ AND DO DANGEROUS ACTIVITIES PST 12 MOS		Freq	Pct
1 = Yes.....		399	0.71
2 = No.....		8957	15.96
83 = DID NOT USE MJ PST 12 MOS OR USED <6 DAY Log asn.....		44	0.08
91 = NEVER USED MARIJUANA .....		31312	55.78
93 = DID NOT USE MJ PST 12 MOS OR USED <6 DYS.....		15123	26.94
94 = DON'T KNOW .....		8	0.01
97 = REFUSED .....		40	0.07
98 = BLANK (NO ANSWER) .....		253	0.45

During the past 12 months, did using marijuana or hashish cause you to do things that repeatedly got you in trouble with the law?

(DRMJ20)  
MRJLAWTR<sup>1</sup>

Len : 2 USING MJ CAUSE PRBS WITH LAW PAST 12 MOS		Freq	Pct
1 = Yes.....		198	0.35
2 = No.....		9159	16.32
83 = DID NOT USE MJ PST 12 MOS OR USED <6 DAY Log asn.....		44	0.08
91 = NEVER USED MARIJUANA .....		31312	55.78
93 = DID NOT USE MJ PST 12 MOS OR USED <6 DYS.....		15123	26.94
94 = DON'T KNOW .....		9	0.02
97 = REFUSED .....		38	0.07
98 = BLANK (NO ANSWER) .....		253	0.45

SUBSTANCE DEPENDENCE AND ABUSE

During the past 12 months, did you have any problems with family or friends that were probably caused by your use of marijuana or hashish?

(DRMJ21)  
MRJFMFPB<sup>1</sup>

Len : 2 USING MJ CAUSE PRBS W/FAMILY/FRIENDS PST 12 MOS		
	<b>Freq</b>	<b>Pct</b>
1 = Yes.....	532	0.95
2 = No.....	8827	15.72
83 = DID NOT USE MJ PST 12 MOS OR USED <6 DAY Log asn.....	44	0.08
91 = NEVER USED MARIJUANA .....	31312	55.78
93 = DID NOT USE MJ PST 12 MOS OR USED <6 DYS.....	15123	26.94
94 = DON'T KNOW .....	6	0.01
97 = REFUSED .....	39	0.07
98 = BLANK (NO ANSWER) .....	253	0.45

Did you continue to use marijuana or hashish even though you thought it caused problems with family or friends?

(DRMJ22)  
MRJFMCTD<sup>1</sup>

Len : 2 CONTD TO USE MJ DESPITE PRBS W/ FAM/FRNDS		
	<b>Freq</b>	<b>Pct</b>
1 = Yes.....	406	0.72
2 = No.....	125	0.22
83 = DID NOT USE MJ PST 12 MOS OR USED <6 DAY Log asn.....	44	0.08
91 = NEVER USED MARIJUANA .....	31312	55.78
93 = DID NOT USE MJ PST 12 MOS OR USED <6 DYS.....	15123	26.94
97 = REFUSED .....	40	0.07
98 = BLANK (NO ANSWER) .....	259	0.46
99 = LEGITIMATE SKIP.....	8827	15.72

Think about your use of cocaine, (including the form of cocaine called "crack") during the past 12 months as you answer these next questions.

During the past 12 months, was there a month or more when you spent a lot of your time getting or using [COKEFILL]?

(DRCC01)  
COCLOTTM<sup>1</sup>

Len : 2 SPENT MONTH/MORE GETTING/USING COC PAST 12 MOS		
	<b>Freq</b>	<b>Pct</b>
1 = Yes.....	175	0.31
2 = No.....	1140	2.03
91 = NEVER USED COCAINE .....	49500	88.18
93 = DID NOT USE COCAINE IN THE PAST 12 MOS .....	5235	9.33
94 = DON'T KNOW .....	1	0.00
97 = REFUSED .....	15	0.03
98 = BLANK (NO ANSWER) .....	70	0.12

During the past 12 months, was there a month or more when you spent a lot of your time getting over the effects of the [COKEFILL] you used?

(DRCC02)  
COCGTOVR<sup>1</sup>

Len : 2 MONTH+ SPENT GETTING OVER COC EFFECTS PST 12 MOS		
	<b>Freq</b>	<b>Pct</b>
1 = Yes.....	33	0.06
2 = No.....	1107	1.97
91 = NEVER USED COCAINE .....	49500	88.18
93 = DID NOT USE COCAINE IN THE PAST 12 MOS .....	5235	9.33
94 = DON'T KNOW .....	1	0.00
97 = REFUSED .....	15	0.03
98 = BLANK (NO ANSWER) .....	70	0.12
99 = LEGITIMATE SKIP.....	175	0.31

During the past 12 months, did you try to set limits on how often or how much [COKEFILL] you would use?

(DRCC04)  
COCLIMIT<sup>1</sup>

Len : 2 SET LIMITS ON COCAINE USE PAST 12 MONTHS		
	<b>Freq</b>	<b>Pct</b>
1 = Yes.....	438	0.78
2 = No.....	877	1.56
91 = NEVER USED COCAINE .....	49500	88.18
93 = DID NOT USE COCAINE IN THE PAST 12 MOS .....	5235	9.33
94 = DON'T KNOW .....	1	0.00
97 = REFUSED .....	15	0.03
98 = BLANK (NO ANSWER) .....	70	0.12

SUBSTANCE DEPENDENCE AND ABUSE

Were you able to keep to the limits you set, or did you often use [COKEFILL] more than you intended to?

(DRCC05)  
COCKPLMT<sup>1</sup>

Len : 2 ABLE TO KEEP LIMITS OR USED MORE COC PST 12 MOS		Freq	Pct
1 = Usually kept to the limits set.....		358	0.64
2 = Often used more than intended .....		79	0.14
91 = NEVER USED COCAINE .....		49500	88.18
93 = DID NOT USE COCAINE IN THE PAST 12 MOS .....		5235	9.33
94 = DON'T KNOW .....		1	0.00
97 = REFUSED .....		15	0.03
98 = BLANK (NO ANSWER) .....		71	0.13
99 = LEGITIMATE SKIP.....		877	1.56

During the past 12 months, did you need to use more [COKEFILL] than you used to in order to get the effect you wanted?

(DRCC06)  
COCNDMOR<sup>1</sup>

Len : 2 NEEDED MORE COC TO GET SAME EFFECT PST 12 MOS		Freq	Pct
1 = Yes.....		162	0.29
2 = No.....		1154	2.06
91 = NEVER USED COCAINE .....		49500	88.18
93 = DID NOT USE COCAINE IN THE PAST 12 MOS .....		5235	9.33
97 = REFUSED .....		15	0.03
98 = BLANK (NO ANSWER) .....		70	0.12

During the past 12 months, did you notice that using the same amount of [COKEFILL] had less effect on you than it used to?

(DRCC07)  
COCLSEFX<sup>1</sup>

Len : 2 USING SAME AMT COC HAD LESS EFFECT PAST 12 MOS		Freq	Pct
1 = Yes.....		58	0.10
2 = No.....		1094	1.95
91 = NEVER USED COCAINE .....		49500	88.18
93 = DID NOT USE COCAINE IN THE PAST 12 MOS .....		5235	9.33
94 = DON'T KNOW .....		2	0.00
97 = REFUSED .....		15	0.03
98 = BLANK (NO ANSWER) .....		70	0.12
99 = LEGITIMATE SKIP.....		162	0.29

During the past 12 months, did you want to or try to cut down or stop using [COKEFILL]?

(DRCC08)  
COCCUTDN<sup>1</sup>

Len : 2 WANT/TRY TO CUT DOWN/STOP USING COC PAST 12 MOS		Freq	Pct
1 = Yes.....		538	0.96
2 = No.....		778	1.39
91 = NEVER USED COCAINE .....		49500	88.18
93 = DID NOT USE COCAINE IN THE PAST 12 MOS .....		5235	9.33
97 = REFUSED .....		15	0.03
98 = BLANK (NO ANSWER) .....		70	0.12

During the past 12 months, were you able to cut down or stop using [COKEFILL] every time you wanted to or tried to?

(DRCC09)  
COCCUTEV<sup>1</sup>

Len : 2 ABLE TO CUT/STOP USING COC EVERY TIME PAST 12 MOS		Freq	Pct
1 = Yes.....		478	0.85
2 = No.....		59	0.11
91 = NEVER USED COCAINE .....		49500	88.18
93 = DID NOT USE COCAINE IN THE PAST 12 MOS .....		5235	9.33
97 = REFUSED .....		16	0.03
98 = BLANK (NO ANSWER) .....		70	0.12
99 = LEGITIMATE SKIP.....		778	1.39



SUBSTANCE DEPENDENCE AND ABUSE

During the past 12 months, did you cut down or stop using [COKEFILL] at least one time?

(DRCC10)  
COCCUT1X<sup>1</sup>

Len : 2 CUT DOWN/STOP USING COC AT LEAST 1X PST 12 MOS

	Freq	Pct
1 = Yes.....	271	0.48
2 = No.....	565	1.01
91 = NEVER USED COCAINE .....	49500	88.18
93 = DID NOT USE COCAINE IN THE PAST 12 MOS .....	5235	9.33
94 = DON'T KNOW.....	2	0.00
97 = REFUSED .....	15	0.03
98 = BLANK (NO ANSWER) .....	70	0.12
99 = LEGITIMATE SKIP.....	478	0.85

During the past 12 months, have you felt kind of blue or down when you cut down or stopped using [COKEFILL]?

(DRCC10A)  
COCFLBLU<sup>1</sup>

Len : 2 WHEN CUT DOWN ON COC, FELT BLUE PAST 12 MONTHS

	Freq	Pct
1 = Yes.....	165	0.29
2 = No.....	584	1.04
91 = NEVER USED COCAINE .....	49500	88.18
93 = DID NOT USE COCAINE IN THE PAST 12 MOS .....	5235	9.33
97 = REFUSED .....	15	0.03
98 = BLANK (NO ANSWER) .....	72	0.13
99 = LEGITIMATE SKIP.....	565	1.01

Please look at the symptoms listed below. During the past 12 months, did you have 2 or more of these symptoms after you cut back or stopped using [COKEFILL]?

- Feeling tired or exhausted
- Having bad dreams
- Having trouble sleeping or sleeping more than you normally do
- Feeling hungry more often
- Feeling either very slowed down or like you couldn't sit still

(DRCC11)  
COCWD2SX<sup>1</sup>

Len : 2 HAD 2+ COC WITHDRAWAL SYMPTOMS PST 12 MOS

	Freq	Pct
1 = Yes.....	128	0.23
2 = No.....	37	0.07
91 = NEVER USED COCAINE .....	49500	88.18
93 = DID NOT USE COCAINE IN THE PAST 12 MOS .....	5235	9.33
97 = REFUSED .....	15	0.03
98 = BLANK (NO ANSWER) .....	72	0.13
99 = LEGITIMATE SKIP.....	1149	2.05

Please look at the symptoms listed below. During the past 12 months, did you have 2 or more of these symptoms at the same time that lasted for longer than a day after you cut back or stopped using [COKEFILL]?

- Feeling tired or exhausted
- Having bad dreams
- Having trouble sleeping or sleeping more than you normally do
- Feeling hungry more often
- Feeling either very slowed down or like you couldn't sit still

(DRCC12)  
COCWDSMT<sup>1</sup>

Len : 2 HAD 2+ COC WDRAW SYM AT SAME TIME PAST 12 MOS

	Freq	Pct
1 = Yes.....	111	0.20
2 = No.....	17	0.03
91 = NEVER USED COCAINE .....	49500	88.18
93 = DID NOT USE COCAINE IN THE PAST 12 MOS .....	5235	9.33
97 = REFUSED .....	15	0.03
98 = BLANK (NO ANSWER) .....	72	0.13
99 = LEGITIMATE SKIP.....	1186	2.11

SUBSTANCE DEPENDENCE AND ABUSE

During the past 12 months, did you have any problems with your emotions, nerves, or mental health that were probably caused or made worse by your use of [COKEFILL]?

(DRCC13)  
COCEMOPB<sup>1</sup>

Len : 2 COC CAUSE PRBS WITH EMOT/NERVES PAST 12 MOS

	Freq	Pct
1 = Yes.....	203	0.36
2 = No.....	1111	1.98
91 = NEVER USED COCAINE .....	49500	88.18
93 = DID NOT USE COCAINE IN THE PAST 12 MOS .....	5235	9.33
94 = DON'T KNOW .....	2	0.00
97 = REFUSED .....	15	0.03
98 = BLANK (NO ANSWER) .....	70	0.12

Did you continue to use [COKEFILL] even though you thought it was causing you to have problems with your emotions, nerves, or mental health?

(DRCC14)  
COCEMCTD<sup>1</sup>

Len : 2 CONTD TO USE COC DESPITE EMOT PRBS

	Freq	Pct
1 = Yes.....	110	0.20
2 = No.....	93	0.17
91 = NEVER USED COCAINE .....	49500	88.18
93 = DID NOT USE COCAINE IN THE PAST 12 MOS .....	5235	9.33
97 = REFUSED .....	15	0.03
98 = BLANK (NO ANSWER) .....	72	0.13
99 = LEGITIMATE SKIP.....	1111	1.98

During the past 12 months, did you have any physical health problems that were probably caused or made worse by your use of [COKEFILL]?

(DRCC15)  
COCPHLPB<sup>1</sup>

Len : 2 ANY PHYS PRBS CAUSED/WORSND BY COC PST 12 MOS

	Freq	Pct
1 = Yes.....	52	0.09
2 = No.....	1153	2.05
91 = NEVER USED COCAINE .....	49500	88.18
93 = DID NOT USE COCAINE IN THE PAST 12 MOS .....	5235	9.33
94 = DON'T KNOW .....	1	0.00
97 = REFUSED .....	15	0.03
98 = BLANK (NO ANSWER) .....	70	0.12
99 = LEGITIMATE SKIP.....	110	0.20

Did you continue to use [COKEFILL] even though you thought it was causing you to have physical problems?

(DRCC16)  
COCPHCTD<sup>1</sup>

Len : 2 CONTD TO USE COC DESPITE PHYS PRBS

	Freq	Pct
1 = Yes.....	9	0.02
2 = No.....	43	0.08
91 = NEVER USED COCAINE .....	49500	88.18
93 = DID NOT USE COCAINE IN THE PAST 12 MOS .....	5235	9.33
97 = REFUSED .....	15	0.03
98 = BLANK (NO ANSWER) .....	71	0.13
99 = LEGITIMATE SKIP.....	1263	2.25

This question is about important activities such as working, going to school, taking care of children, doing fun things such as hobbies and sports, and spending time with friends and family.

During the past 12 months, did using [COKEFILL] cause you to give up or spend less time doing these types of important activities?

(DRCC17)  
COCLSACT<sup>1</sup>

Len : 2 LESS ACTIVITIES B/C OF COC USE PAST 12 MOS

	Freq	Pct
1 = Yes.....	120	0.21
2 = No.....	1195	2.13
91 = NEVER USED COCAINE .....	49500	88.18
93 = DID NOT USE COCAINE IN THE PAST 12 MOS .....	5235	9.33
94 = DON'T KNOW .....	1	0.00
97 = REFUSED .....	15	0.03
98 = BLANK (NO ANSWER) .....	70	0.12

SUBSTANCE DEPENDENCE AND ABUSE

Sometimes people who use [COKEFILL] have serious problems at home, work or school - such as:

- neglecting their children
- missing work or school
- doing a poor job at work or school
- losing a job or dropping out of school

During the past 12 months, did using [COKEFILL] cause you to have serious problems like this either at home, work, or school?

(DRCC18)

COCSERP<sup>1</sup>

Len : 2 COC CAUSE SERS PRBS AT HOME/WORK/SCH PST 12 MOS

	Freq	Pct
1 = Yes.....	114	0.20
2 = No.....	1201	2.14
91 = NEVER USED COCAINE.....	49500	88.18
93 = DID NOT USE COCAINE IN THE PAST 12 MOS.....	5235	9.33
94 = DON'T KNOW.....	1	0.00
97 = REFUSED.....	15	0.03
98 = BLANK (NO ANSWER).....	70	0.12

During the past 12 months, did you regularly use [COKEFILL] and then do something where using [COKEFILL] might have put you in physical danger?

(DRCC19)

COCPDANG<sup>1</sup>

Len : 2 USING COC AND DO DANGEROUS ACTIVITIES PST 12 MOS

	Freq	Pct
1 = Yes.....	114	0.20
2 = No.....	1201	2.14
91 = NEVER USED COCAINE.....	49500	88.18
93 = DID NOT USE COCAINE IN THE PAST 12 MOS.....	5235	9.33
94 = DON'T KNOW.....	1	0.00
97 = REFUSED.....	15	0.03
98 = BLANK (NO ANSWER).....	70	0.12

During the past 12 months, did using [COKEFILL] cause you to do things that repeatedly got you in trouble with the law?

(DRCC20)

COCLAWTR<sup>1</sup>

Len : 2 USING COC CAUSE PRBS WITH LAW PAST 12 MOS

	Freq	Pct
1 = Yes.....	61	0.11
2 = No.....	1254	2.23
91 = NEVER USED COCAINE.....	49500	88.18
93 = DID NOT USE COCAINE IN THE PAST 12 MOS.....	5235	9.33
94 = DON'T KNOW.....	1	0.00
97 = REFUSED.....	15	0.03
98 = BLANK (NO ANSWER).....	70	0.12

During the past 12 months, did you have any problems with family or friends that were probably caused by your use of [COKEFILL]?

(DRCC21)

COCFMFPB<sup>1</sup>

Len : 2 USING COC CAUSE PRBS W/FAMILY/FRIENDS PST 12 MOS

	Freq	Pct
1 = Yes.....	124	0.22
2 = No.....	1191	2.12
91 = NEVER USED COCAINE.....	49500	88.18
93 = DID NOT USE COCAINE IN THE PAST 12 MOS.....	5235	9.33
94 = DON'T KNOW.....	1	0.00
97 = REFUSED.....	15	0.03
98 = BLANK (NO ANSWER).....	70	0.12

SUBSTANCE DEPENDENCE AND ABUSE

Did you continue to use [COKEFILL] even though you thought it caused problems with family or friends?

(DRCC22)  
COCFMCTD<sup>1</sup>

Len : 2 CONTD TO USE COC DESPITE PRBS W/ FAM/FRNDS

	Freq	Pct
1 = Yes.....	85	0.15
2 = No.....	39	0.07
91 = NEVER USED COCAINE.....	49500	88.18
93 = DID NOT USE COCAINE IN THE PAST 12 MOS.....	5235	9.33
97 = REFUSED.....	15	0.03
98 = BLANK (NO ANSWER).....	71	0.13
99 = LEGITIMATE SKIP.....	1191	2.12

NOTE: The heroin variables in the SUBSTANCE DEPENDENCE AND ABUSE module take into account information from follow-up questions that were added to the SPECIAL DRUGS module in 2002 for the variables HRSMKREC and HRSNFREC. Respondents who had not previously reported heroin use in the past 12 months but who reported on follow-up that they smoked or sniffed heroin in the past 12 months were asked the heroin questions in the SUBSTANCE DEPENDENCE AND ABUSE module.

Think about your use of heroin during the past 12 months as you answer these next questions.

During the past 12 months, was there a month or more when you spent a lot of your time getting or using heroin?

(DRHE01)  
HERLOTTM<sup>1</sup>

Len : 2 SPENT MON/MORE GETTING/USING HEROIN PST 12 MOS

	Freq	Pct
1 = Yes.....	96	0.17
2 = No.....	83	0.15
91 = NEVER USED HEROIN.....	55135	98.22
93 = DID NOT USE HEROIN IN THE PAST 12 MOS.....	782	1.39
97 = REFUSED.....	1	0.00
98 = BLANK (NO ANSWER).....	39	0.07

During the past 12 months, was there a month or more when you spent a lot of your time getting over the effects of the heroin you used?

(DRHE02)  
HERGTOVR<sup>1</sup>

Len : 2 MONTH+ SPENT GETTING OVR HEROIN EFFECTS PST 12 MO

	Freq	Pct
1 = Yes.....	9	0.02
2 = No.....	74	0.13
91 = NEVER USED HEROIN.....	55135	98.22
93 = DID NOT USE HEROIN IN THE PAST 12 MOS.....	782	1.39
97 = REFUSED.....	1	0.00
98 = BLANK (NO ANSWER).....	39	0.07
99 = LEGITIMATE SKIP.....	96	0.17

During the past 12 months, did you try to set limits on how often or how much heroin you would use?

(DRHE04)  
HERLIMIT<sup>1</sup>

Len : 2 SET LIMITS ON HEROIN USE PAST 12 MONTHS

	Freq	Pct
1 = Yes.....	96	0.17
2 = No.....	83	0.15
91 = NEVER USED HEROIN.....	55135	98.22
93 = DID NOT USE HEROIN IN THE PAST 12 MOS.....	782	1.39
97 = REFUSED.....	1	0.00
98 = BLANK (NO ANSWER).....	39	0.07

Were you able to keep to the limits you set, or did you often use heroin more than you intended to?

(DRHE05)  
HERKPLMT<sup>1</sup>

Len : 2 ABLE TO KEEP LIMIT OR USE MORE HEROIN PST 12 MOS

	Freq	Pct
1 = Usually kept to the limits set.....	32	0.06
2 = Often used more than intended.....	64	0.11
91 = NEVER USED HEROIN.....	55135	98.22
93 = DID NOT USE HEROIN IN THE PAST 12 MOS.....	782	1.39
97 = REFUSED.....	1	0.00
98 = BLANK (NO ANSWER).....	39	0.07
99 = LEGITIMATE SKIP.....	83	0.15

SUBSTANCE DEPENDENCE AND ABUSE

During the past 12 months, did you need to use more heroin than you used to in order to get the effect you wanted?

(DRHE06)  
HERNDMOR<sup>1</sup>

Len : 2	NEEDED MORE HEROIN TO GET SME EFFECT PST 12 MOS		
		<b>Freq</b>	<b>Pct</b>
	1 = Yes.....	86	0.15
	2 = No.....	93	0.17
	91 = NEVER USED HEROIN.....	55135	98.22
	93 = DID NOT USE HEROIN IN THE PAST 12 MOS.....	782	1.39
	97 = REFUSED.....	1	0.00
	98 = BLANK (NO ANSWER).....	39	0.07

During the past 12 months, did you notice that using the same amount of heroin had less effect on you than it used to?

(DRHE07)  
HERLSEFX<sup>1</sup>

Len : 2	USING SME AMT HEROIN HAD LESS EFFECT PST 12 MOS		
		<b>Freq</b>	<b>Pct</b>
	1 = Yes.....	16	0.03
	2 = No.....	77	0.14
	91 = NEVER USED HEROIN.....	55135	98.22
	93 = DID NOT USE HEROIN IN THE PAST 12 MOS.....	782	1.39
	97 = REFUSED.....	1	0.00
	98 = BLANK (NO ANSWER).....	39	0.07
	99 = LEGITIMATE SKIP.....	86	0.15

During the past 12 months, did you want to or try to cut down or stop using heroin?

(DRHE08)  
HERCUTDN<sup>1</sup>

Len : 2	WANT/TRY CUT DOWN/STOP USNG HEROIN PST 12 MOS		
		<b>Freq</b>	<b>Pct</b>
	1 = Yes.....	120	0.21
	2 = No.....	59	0.11
	91 = NEVER USED HEROIN.....	55135	98.22
	93 = DID NOT USE HEROIN IN THE PAST 12 MOS.....	782	1.39
	97 = REFUSED.....	1	0.00
	98 = BLANK (NO ANSWER).....	39	0.07

During the past 12 months, were you able to cut down or stop using heroin every time you wanted to or tried to?

(DRHE09)  
HERCUTEV<sup>1</sup>

Len : 2	ABLE TO CUT/STOP USNG HEROIN EVRY TIME PST 12 MOS		
		<b>Freq</b>	<b>Pct</b>
	1 = Yes.....	64	0.11
	2 = No.....	56	0.10
	91 = NEVER USED HEROIN.....	55135	98.22
	93 = DID NOT USE HEROIN IN THE PAST 12 MOS.....	782	1.39
	97 = REFUSED.....	1	0.00
	98 = BLANK (NO ANSWER).....	39	0.07
	99 = LEGITIMATE SKIP.....	59	0.11

During the past 12 months, did you cut down or stop using heroin at least one time?

(DRHE10)  
HERCUTIX<sup>1</sup>

Len : 2	CUT DOWN/STOP USNG HEROIN AT LEAST 1X PST 12 MOS		
		<b>Freq</b>	<b>Pct</b>
	1 = Yes.....	48	0.09
	2 = No.....	67	0.12
	91 = NEVER USED HEROIN.....	55135	98.22
	93 = DID NOT USE HEROIN IN THE PAST 12 MOS.....	782	1.39
	97 = REFUSED.....	1	0.00
	98 = BLANK (NO ANSWER).....	39	0.07
	99 = LEGITIMATE SKIP.....	64	0.11

SUBSTANCE DEPENDENCE AND ABUSE

Please look at the symptoms listed below. During the past 12 months, did you have 3 or more of these symptoms after you cut back or stopped using heroin?

- Feeling kind of blue or down
- Vomiting or feeling nauseous
- Having cramps or muscle aches
- Having teary eyes or a runny nose
- Feeling sweaty, having enlarged eye pupils, or having body hair standing up on your skin
- Having diarrhea
- Yawning
- Having a fever
- Having trouble sleeping

(DRHE11)  
HERWD3SX<sup>1</sup>

Len : 2 HAD 3+ HEROIN WITHDRAWAL SYMPTOMS PST 12 MOS

	Freq	Pct
1 = Yes.....	92	0.16
2 = No.....	20	0.04
91 = NEVER USED HEROIN.....	55135	98.22
93 = DID NOT USE HEROIN IN THE PAST 12 MOS.....	782	1.39
97 = REFUSED .....	1	0.00
98 = BLANK (NO ANSWER) .....	39	0.07
99 = LEGITIMATE SKIP.....	67	0.12

Please look at the symptoms listed below. During the past 12 months, did you have 3 or more of these symptoms at the same time that lasted for longer than a day after you cut back or stopped using heroin?

- Feeling kind of blue or down
- Vomiting or feeling nauseous
- Having cramps or muscle aches
- Having teary eyes or a runny nose
- Feeling sweaty, having enlarged eye pupils, or having body hair standing up on your skin
- Having diarrhea
- Yawning
- Having a fever
- Having trouble sleeping

(DRHE12)  
HERWDSMT<sup>1</sup>

Len : 2 HAD 3+ HEROIN WDRAW SYM SAME TIME PST 12 MOS

	Freq	Pct
1 = Yes.....	88	0.16
2 = No.....	4	0.01
91 = NEVER USED HEROIN.....	55135	98.22
93 = DID NOT USE HEROIN IN THE PAST 12 MOS.....	782	1.39
97 = REFUSED .....	1	0.00
98 = BLANK (NO ANSWER) .....	39	0.07
99 = LEGITIMATE SKIP.....	87	0.15

During the past 12 months, did you have any problems with your emotions, nerves, or mental health that were probably caused or made worse by your use of heroin?

(DRHE13)  
HEREMOPB<sup>1</sup>

Len : 2 HEROIN CAUSE PRBS W/EMOT/NERVES PAST 12 MOS

	Freq	Pct
1 = Yes.....	94	0.17
2 = No.....	85	0.15
91 = NEVER USED HEROIN.....	55135	98.22
93 = DID NOT USE HEROIN IN THE PAST 12 MOS.....	782	1.39
97 = REFUSED .....	1	0.00
98 = BLANK (NO ANSWER) .....	39	0.07

SUBSTANCE DEPENDENCE AND ABUSE

Did you continue to use heroin even though you thought it was causing you to have problems with your emotions, nerves, or mental health?

(DRHE14)  
HEREMCTD<sup>1</sup>

Len : 2	CONTD TO USE HEROIN DESPITE EMOT PRBS		
		<b>Freq</b>	<b>Pct</b>
1 = Yes.....	.....	82	0.15
2 = No.....	.....	12	0.02
91 = NEVER USED HEROIN.....	.....	55135	98.22
93 = DID NOT USE HEROIN IN THE PAST 12 MOS.....	.....	782	1.39
97 = REFUSED.....	.....	1	0.00
98 = BLANK (NO ANSWER).....	.....	39	0.07
99 = LEGITIMATE SKIP.....	.....	85	0.15

During the past 12 months, did you have any physical health problems that were probably caused or made worse by your use of heroin?

(DRHE15)  
HERPHLPB<sup>1</sup>

Len : 2	ANY PHYS PRBS CAUSED/WORSND BY HEROIN PST 12 MOS		
		<b>Freq</b>	<b>Pct</b>
1 = Yes.....	.....	8	0.01
2 = No.....	.....	89	0.16
91 = NEVER USED HEROIN.....	.....	55135	98.22
93 = DID NOT USE HEROIN IN THE PAST 12 MOS.....	.....	782	1.39
97 = REFUSED.....	.....	1	0.00
98 = BLANK (NO ANSWER).....	.....	39	0.07
99 = LEGITIMATE SKIP.....	.....	82	0.15

Did you continue to use heroin even though you thought it was causing you to have physical problems?

(DRHE16)  
HERPHCTD<sup>1</sup>

Len : 2	CONTD TO USE HEROIN DESPITE PHYS PRBS		
		<b>Freq</b>	<b>Pct</b>
1 = Yes.....	.....	1	0.00
2 = No.....	.....	7	0.01
91 = NEVER USED HEROIN.....	.....	55135	98.22
93 = DID NOT USE HEROIN IN THE PAST 12 MOS.....	.....	782	1.39
97 = REFUSED.....	.....	1	0.00
98 = BLANK (NO ANSWER).....	.....	39	0.07
99 = LEGITIMATE SKIP.....	.....	171	0.30

This question is about important activities such as working, going to school, taking care of children, doing fun things such as hobbies and sports, and spending time with friends and family.

During the past 12 months, did using heroin cause you to give up or spend less time doing these types of important activities?

(DRHE17)  
HERLSACT<sup>1</sup>

Len : 2	LESS ACTIVITIES B/C OF HEROIN USE PAST 12 MOS		
		<b>Freq</b>	<b>Pct</b>
1 = Yes.....	.....	86	0.15
2 = No.....	.....	92	0.16
91 = NEVER USED HEROIN.....	.....	55135	98.22
93 = DID NOT USE HEROIN IN THE PAST 12 MOS.....	.....	782	1.39
94 = DON'T KNOW.....	.....	1	0.00
97 = REFUSED.....	.....	1	0.00
98 = BLANK (NO ANSWER).....	.....	39	0.07

SUBSTANCE DEPENDENCE AND ABUSE

Sometimes people who use heroin have serious problems at home, work or school - such as:

- neglecting their children
- missing work or school
- doing a poor job at work or school
- losing a job or dropping out of school

During the past 12 months, did using heroin cause you to have serious problems like this either at home, work, or school?

(DRHE18)  
[HERSERPB](#)<sup>1</sup>

Len : 2	HEROIN CAUSE SER PRB AT HOM/WRK/SCH PST 12 MOS		
	1 = Yes.....	<b>Freq</b>	<b>Pct</b>
	2 = No.....	71	0.13
	91 = NEVER USED HEROIN.....	107	0.19
	93 = DID NOT USE HEROIN IN THE PAST 12 MOS.....	55135	98.22
	94 = DON'T KNOW.....	782	1.39
	97 = REFUSED.....	1	0.00
	98 = BLANK (NO ANSWER).....	1	0.00
		39	0.07

During the past 12 months, did you regularly use heroin and then do something where using heroin might have put you in physical danger?

(DRHE19)  
[HERPDANG](#)<sup>1</sup>

Len : 2	USING HEROIN & DO DANGEROUS ACTIVS PST 12 MOS		
	1 = Yes.....	<b>Freq</b>	<b>Pct</b>
	2 = No.....	69	0.12
	91 = NEVER USED HEROIN.....	110	0.20
	93 = DID NOT USE HEROIN IN THE PAST 12 MOS.....	55135	98.22
	97 = REFUSED.....	782	1.39
	98 = BLANK (NO ANSWER).....	1	0.00
		39	0.07

During the past 12 months, did using heroin cause you to do things that repeatedly got you in trouble with the law?

(DRHE20)  
[HERLAWTR](#)<sup>1</sup>

Len : 2	USING HEROIN CAUSE PRBS WITH LAW PAST 12 MOS		
	1 = Yes.....	<b>Freq</b>	<b>Pct</b>
	2 = No.....	46	0.08
	91 = NEVER USED HEROIN.....	133	0.24
	93 = DID NOT USE HEROIN IN THE PAST 12 MOS.....	55135	98.22
	97 = REFUSED.....	782	1.39
	98 = BLANK (NO ANSWER).....	1	0.00
		39	0.07

During the past 12 months, did you have any problems with family or friends that were probably caused by your use of heroin?

(DRHE21)  
[HERFMFPB](#)<sup>1</sup>

Len : 2	USING HEROIN CAUSE PRBS W/FAM/FRNDS PST 12 MOS		
	1 = Yes.....	<b>Freq</b>	<b>Pct</b>
	2 = No.....	82	0.15
	91 = NEVER USED HEROIN.....	97	0.17
	93 = DID NOT USE HEROIN IN THE PAST 12 MOS.....	55135	98.22
	97 = REFUSED.....	782	1.39
	98 = BLANK (NO ANSWER).....	1	0.00
		39	0.07

Did you continue to use heroin even though you thought it caused problems with family or friends?

(DRHE22)  
[HERFMCTD](#)<sup>1</sup>

Len : 2	CONTD TO USE HEROIN DESPITE PRBS W/FAM/FRNDS		
	1 = Yes.....	<b>Freq</b>	<b>Pct</b>
	2 = No.....	70	0.12
	91 = NEVER USED HEROIN.....	12	0.02
	93 = DID NOT USE HEROIN IN THE PAST 12 MOS.....	55135	98.22
	97 = REFUSED.....	782	1.39
	98 = BLANK (NO ANSWER).....	1	0.00
	99 = LEGITIMATE SKIP.....	39	0.07
		97	0.17



SUBSTANCE DEPENDENCE AND ABUSE

Think about your use of hallucinogens, such as LSD, "acid", PCP, "Ecstasy" or "Molly", psilocybin (mushrooms), mescaline, or peyote during the past 12 months as you answer these next questions.

During the past 12 months, was there a month or more when you spent a lot of your time getting or using hallucinogens?

(DRLS01)

HALULOTTM<sup>1</sup>

Len : 2 SPENT MON/MORE GETTING/USING HALLUC PST 12 MOS

	<b>Freq</b>	<b>Pct</b>
1 = Yes.....	102	0.18
2 = No.....	1635	2.91
85 = BAD DATA Logically assigned.....	2	0.00
91 = NEVER USED HALLUCINOGENS .....	47707	84.98
93 = DID NOT USE HALLUCINOGENS IN THE PAST 12 MOS.....	6288	11.20
97 = REFUSED .....	5	0.01
98 = BLANK (NO ANSWER) .....	397	0.71

During the past 12 months, was there a month or more when you spent a lot of your time getting over the effects of the hallucinogens you used?

(DRLS02)

HALUGTOVR<sup>1</sup>

Len : 2 MONTH+ SPENT GETTING OVR HALLUC EFFECTS PST 12 MO

	<b>Freq</b>	<b>Pct</b>
1 = Yes.....	52	0.09
2 = No.....	1582	2.82
85 = BAD DATA Logically assigned.....	2	0.00
91 = NEVER USED HALLUCINOGENS .....	47707	84.98
93 = DID NOT USE HALLUCINOGENS IN THE PAST 12 MOS.....	6288	11.20
94 = DON'T KNOW .....	1	0.00
97 = REFUSED .....	5	0.01
98 = BLANK (NO ANSWER) .....	397	0.71
99 = LEGITIMATE SKIP.....	102	0.18

During the past 12 months, did you try to set limits on how often or how much hallucinogens you would use?

(DRLS04)

HALULIMIT<sup>1</sup>

Len : 2 SET LIMITS ON HALLUCINOGEN USE PAST 12 MONTHS

	<b>Freq</b>	<b>Pct</b>
1 = Yes.....	349	0.62
2 = No.....	1381	2.46
85 = BAD DATA Logically assigned.....	2	0.00
91 = NEVER USED HALLUCINOGENS .....	47707	84.98
93 = DID NOT USE HALLUCINOGENS IN THE PAST 12 MOS.....	6288	11.20
94 = DON'T KNOW .....	3	0.01
97 = REFUSED .....	9	0.02
98 = BLANK (NO ANSWER) .....	397	0.71

Were you able to keep to the limits you set, or did you often use hallucinogens more than you intended to?

(DRLS05)

HALUKPLMT<sup>1</sup>

Len : 2 ABLE TO KEEP LIMIT OR USE MORE HALLUC PST 12 MOS

	<b>Freq</b>	<b>Pct</b>
1 = Usually kept to the limits set.....	331	0.59
2 = Often used more than intended .....	18	0.03
91 = NEVER USED HALLUCINOGENS .....	47707	84.98
93 = DID NOT USE HALLUCINOGENS IN THE PAST 12 MOS.....	6288	11.20
97 = REFUSED .....	9	0.02
98 = BLANK (NO ANSWER) .....	402	0.72
99 = LEGITIMATE SKIP.....	1381	2.46

SUBSTANCE DEPENDENCE AND ABUSE

During the past 12 months, did you need to use more hallucinogens than you used to in order to get the effect you wanted?

(DRLS06)

HALUNDMOR<sup>1</sup>

Len : 2 NEEDED MORE HALLUC TO GET SME EFFECT PST 12 MOS

	Freq	Pct
1 = Yes.....	87	0.15
2 = No.....	1647	2.93
85 = BAD DATA Logically assigned.....	2	0.00
91 = NEVER USED HALLUCINOGENS .....	47707	84.98
93 = DID NOT USE HALLUCINOGENS IN THE PAST 12 MOS.....	6288	11.20
94 = DON'T KNOW .....	2	0.00
97 = REFUSED .....	6	0.01
98 = BLANK (NO ANSWER) .....	397	0.71

During the past 12 months, did you notice that using the same amount of hallucinogens had less effect on you than it used to?

(DRLS07)

HALULSEFX<sup>1</sup>

Len : 2 USING SME AMT HALLUC HAD LESS EFFECT PAST 12 MOS

	Freq	Pct
1 = Yes.....	64	0.11
2 = No.....	1581	2.82
85 = BAD DATA Logically assigned.....	2	0.00
91 = NEVER USED HALLUCINOGENS .....	47707	84.98
93 = DID NOT USE HALLUCINOGENS IN THE PAST 12 MOS.....	6288	11.20
94 = DON'T KNOW .....	4	0.01
97 = REFUSED .....	6	0.01
98 = BLANK (NO ANSWER) .....	397	0.71
99 = LEGITIMATE SKIP.....	87	0.15

During the past 12 months, did you want to or try to cut down or stop using hallucinogens?

(DRLS08)

HALUCUTDN<sup>1</sup>

Len : 2 WANT/TRY CUT DOWN/STOP USING HALLUC PST 12 MOS

	Freq	Pct
1 = Yes.....	332	0.59
2 = No.....	1393	2.48
85 = BAD DATA Logically assigned.....	2	0.00
91 = NEVER USED HALLUCINOGENS .....	47707	84.98
93 = DID NOT USE HALLUCINOGENS IN THE PAST 12 MOS.....	6288	11.20
94 = DON'T KNOW .....	4	0.01
97 = REFUSED .....	13	0.02
98 = BLANK (NO ANSWER) .....	397	0.71

During the past 12 months, were you able to cut down or stop using hallucinogens every time you wanted to or tried to?

(DRLS09)

HALUCUTEV<sup>1</sup>

Len : 2 ABLE TO CUT/STOP USING HALLUC EVRY TIME PST 12 MO

	Freq	Pct
1 = Yes.....	315	0.56
2 = No.....	16	0.03
91 = NEVER USED HALLUCINOGENS .....	47707	84.98
93 = DID NOT USE HALLUCINOGENS IN THE PAST 12 MOS.....	6288	11.20
94 = DON'T KNOW .....	1	0.00
97 = REFUSED .....	13	0.02
98 = BLANK (NO ANSWER) .....	403	0.72
99 = LEGITIMATE SKIP.....	1393	2.48

SUBSTANCE DEPENDENCE AND ABUSE

During the past 12 months, did you have any problems with your emotions, nerves, or mental health that were probably caused or made worse by your use of hallucinogens?

(DRLS13)

HALUEMOPB<sup>1</sup>

Len : 2 HALLUC CAUSE PRBS W/EMOT/NERVES PAST 12 MOS

	Freq	Pct
1 = Yes.....	140	0.25
2 = No.....	1587	2.83
85 = BAD DATA Logically assigned.....	2	0.00
91 = NEVER USED HALLUCINOGENS .....	47707	84.98
93 = DID NOT USE HALLUCINOGENS IN THE PAST 12 MOS.....	6288	11.20
94 = DON'T KNOW.....	6	0.01
97 = REFUSED .....	9	0.02
98 = BLANK (NO ANSWER) .....	397	0.71

Did you continue to use hallucinogens even though you thought this was causing you to have problems with your emotions, nerves, or mental health?

(DRLS14)

HALUEMCTD<sup>1</sup>

Len : 2 CONTD TO USE HALLUC DESPITE EMOT PRBS

	Freq	Pct
1 = Yes.....	52	0.09
2 = No.....	88	0.16
85 = BAD DATA Logically assigned.....	1	0.00
91 = NEVER USED HALLUCINOGENS .....	47707	84.98
93 = DID NOT USE HALLUCINOGENS IN THE PAST 12 MOS.....	6288	11.20
97 = REFUSED .....	9	0.02
98 = BLANK (NO ANSWER) .....	404	0.72
99 = LEGITIMATE SKIP.....	1587	2.83

During the past 12 months, did you have any physical health problems that were probably caused or made worse by your use of hallucinogens?

(DRLS15)

HALUPHLPB<sup>1</sup>

Len : 2 ANY PHYS PRBS CAUSED/WORSND BY HALLUC PST 12 MOS

	Freq	Pct
1 = Yes.....	22	0.04
2 = No.....	1655	2.95
85 = BAD DATA Logically assigned.....	2	0.00
91 = NEVER USED HALLUCINOGENS .....	47707	84.98
93 = DID NOT USE HALLUCINOGENS IN THE PAST 12 MOS.....	6288	11.20
94 = DON'T KNOW.....	4	0.01
97 = REFUSED .....	9	0.02
98 = BLANK (NO ANSWER) .....	397	0.71
99 = LEGITIMATE SKIP.....	52	0.09

Did you continue to use hallucinogens even though you thought this was causing you to have physical problems?

(DRLS16)

HALUPHCTD<sup>1</sup>

Len : 2 CONTD TO USE HALLUC DESPITE PHYS PRBS

	Freq	Pct
1 = Yes.....	6	0.01
2 = No.....	16	0.03
91 = NEVER USED HALLUCINOGENS .....	47707	84.98
93 = DID NOT USE HALLUCINOGENS IN THE PAST 12 MOS.....	6288	11.20
97 = REFUSED .....	9	0.02
98 = BLANK (NO ANSWER) .....	403	0.72
99 = LEGITIMATE SKIP.....	1707	3.04

SUBSTANCE DEPENDENCE AND ABUSE

This question is about important activities such as working, going to school, taking care of children, doing fun things such as hobbies and sports, and spending time with friends and family.

During the past 12 months, did using hallucinogens cause you to give up or spend less time doing these types of important activities?

(DRLS17)

[HALULSACT](#)<sup>1</sup>

Len : 2 LESS ACTIVITES B/C OF HALLUC USE PAST 12 MOS

	Freq	Pct
1 = Yes.....	48	0.09
2 = No.....	1678	2.99
85 = BAD DATA Logically assigned.....	2	0.00
91 = NEVER USED HALLUCINOGENS.....	47707	84.98
93 = DID NOT USE HALLUCINOGENS IN THE PAST 12 MOS.....	6288	11.20
94 = DON'T KNOW.....	8	0.01
97 = REFUSED.....	8	0.01
98 = BLANK (NO ANSWER).....	397	0.71

Sometimes people who use hallucinogens have serious problems at home, work or school - such as:

- neglecting their children
- missing work or school
- doing a poor job at work or school
- losing a job or dropping out of school

During the past 12 months, did using hallucinogens cause you to have serious problems like this either at home, work, or school?

(DRLS18)

[HALUSERPB](#)<sup>1</sup>

Len : 2 HALLUC CAUSE SER PRBS AT HOM/WRK/SCH PST 12 MOS

	Freq	Pct
1 = Yes.....	37	0.07
2 = No.....	1691	3.01
85 = BAD DATA Logically assigned.....	2	0.00
91 = NEVER USED HALLUCINOGENS.....	47707	84.98
93 = DID NOT USE HALLUCINOGENS IN THE PAST 12 MOS.....	6288	11.20
94 = DON'T KNOW.....	5	0.01
97 = REFUSED.....	9	0.02
98 = BLANK (NO ANSWER).....	397	0.71

During the past 12 months, did you regularly use hallucinogens and then do something where using hallucinogens put you in physical danger?

(DRLS19)

[HALUPDANG](#)<sup>1</sup>

Len : 2 USING HALLUC & DO DANGEROUS ACTIVS PST 12 MOS

	Freq	Pct
1 = Yes.....	42	0.07
2 = No.....	1687	3.01
85 = BAD DATA Logically assigned.....	2	0.00
91 = NEVER USED HALLUCINOGENS.....	47707	84.98
93 = DID NOT USE HALLUCINOGENS IN THE PAST 12 MOS.....	6288	11.20
94 = DON'T KNOW.....	5	0.01
97 = REFUSED.....	8	0.01
98 = BLANK (NO ANSWER).....	397	0.71

During the past 12 months, did using hallucinogens cause you to do things that repeatedly got you in trouble with the law?

(DRLS20)

[HALULAWTR](#)<sup>1</sup>

Len : 2 USING HALLUC CAUSE PRBS WITH LAW PAST 12 MOS

	Freq	Pct
1 = Yes.....	13	0.02
2 = No.....	1717	3.06
85 = BAD DATA Logically assigned.....	2	0.00
91 = NEVER USED HALLUCINOGENS.....	47707	84.98
93 = DID NOT USE HALLUCINOGENS IN THE PAST 12 MOS.....	6288	11.20
94 = DON'T KNOW.....	4	0.01
97 = REFUSED.....	8	0.01
98 = BLANK (NO ANSWER).....	397	0.71

SUBSTANCE DEPENDENCE AND ABUSE

During the past 12 months, did you have any problems with family or friends that were probably caused by your use of hallucinogens?

(DRLS21)

[HALUFMFPB](#)<sup>1</sup>

Len : 2 USING HALLUC CAUSE PRBS W/FAM/FRNDS PST 12 MOS

	Freq	Pct
1 = Yes.....	42	0.07
2 = No.....	1688	3.01
85 = BAD DATA Logically assigned.....	2	0.00
91 = NEVER USED HALLUCINOGENS .....	47707	84.98
93 = DID NOT USE HALLUCINOGENS IN THE PAST 12 MOS.....	6288	11.20
94 = DON'T KNOW .....	4	0.01
97 = REFUSED .....	8	0.01
98 = BLANK (NO ANSWER) .....	397	0.71

Did you continue to use hallucinogens even though you thought this caused problems with family or friends?

(DRLS22)

[HALUFMCTD](#)<sup>1</sup>

Len : 2 CONTD TO USE HALLUC DESPITE PRBS W/FAM/FRNDS

	Freq	Pct
1 = Yes.....	21	0.04
2 = No.....	21	0.04
85 = BAD DATA Logically assigned.....	1	0.00
91 = NEVER USED HALLUCINOGENS .....	47707	84.98
93 = DID NOT USE HALLUCINOGENS IN THE PAST 12 MOS.....	6288	11.20
97 = REFUSED .....	8	0.01
98 = BLANK (NO ANSWER) .....	402	0.72
99 = LEGITIMATE SKIP.....	1688	3.01

Think about your use of inhalants, such as amyl nitrite, "poppers," nitrous oxide, gasoline or lighter fluids, glue, spray paints or correction fluids during the past 12 months as you answer these next questions.

During the past 12 months, was there a month or more when you spent a lot of your time getting or using inhalants?

(DRIN01)

[INHLOTTM](#)<sup>1</sup>

Len : 2 SPENT MONTH/MORE GETTING/USING INH PAST 12 MOS

	Freq	Pct
1 = Yes.....	27	0.05
2 = No.....	626	1.12
91 = NEVER USED INHALANTS .....	50637	90.20
93 = DID NOT USE INHALANTS IN THE PAST 12 MOS .....	4518	8.05
94 = DON'T KNOW .....	1	0.00
97 = REFUSED .....	7	0.01
98 = BLANK (NO ANSWER) .....	320	0.57

During the past 12 months, was there a month or more when you spent a lot of your time getting over the effects of the inhalants you used?

(DRIN02)

[INHLGTOVR](#)<sup>1</sup>

Len : 2 MONTH+ SPENT GETTING OVER INH EFFECTS PST 12 MOS

	Freq	Pct
1 = Yes.....	8	0.01
2 = No.....	615	1.10
91 = NEVER USED INHALANTS .....	50637	90.20
93 = DID NOT USE INHALANTS IN THE PAST 12 MOS .....	4518	8.05
94 = DON'T KNOW .....	5	0.01
97 = REFUSED .....	6	0.01
98 = BLANK (NO ANSWER) .....	320	0.57
99 = LEGITIMATE SKIP.....	27	0.05

SUBSTANCE DEPENDENCE AND ABUSE

During the past 12 months, did you try to set limits on how often or how much inhalants you would use?

(DRIN04)

INHLLIMIT<sup>1</sup>

Len : 2 SET LIMITS ON INHALANT USE PAST 12 MONTHS

	Freq	Pct
1 = Yes.....	139	0.25
2 = No.....	505	0.90
91 = NEVER USED INHALANTS .....	50637	90.20
93 = DID NOT USE INHALANTS IN THE PAST 12 MOS .....	4518	8.05
94 = DON'T KNOW .....	7	0.01
97 = REFUSED .....	10	0.02
98 = BLANK (NO ANSWER) .....	320	0.57

Were you able to keep to the limits you set, or did you often use inhalants more than you intended to?

(DRIN05)

INHLKPLMT<sup>1</sup>

Len : 2 ABLE TO KEEP LIMITS OR USE MORE INH PAST 12 MOS

	Freq	Pct
1 = Usually kept to the limits set.....	130	0.23
2 = Often used more than intended .....	7	0.01
91 = NEVER USED INHALANTS .....	50637	90.20
93 = DID NOT USE INHALANTS IN THE PAST 12 MOS .....	4518	8.05
94 = DON'T KNOW .....	2	0.00
97 = REFUSED .....	10	0.02
98 = BLANK (NO ANSWER) .....	327	0.58
99 = LEGITIMATE SKIP.....	505	0.90

During the past 12 months, did you need to use more inhalants than you used to in order to get the effect you wanted?

(DRIN06)

INHLNDMOR<sup>1</sup>

Len : 2 NEEDED MORE INH TO GET SAME EFFECT PST 12 MOS

	Freq	Pct
1 = Yes.....	38	0.07
2 = No.....	606	1.08
91 = NEVER USED INHALANTS .....	50637	90.20
93 = DID NOT USE INHALANTS IN THE PAST 12 MOS .....	4518	8.05
94 = DON'T KNOW .....	6	0.01
97 = REFUSED .....	11	0.02
98 = BLANK (NO ANSWER) .....	320	0.57

During the past 12 months, did you notice that using the same amount of inhalants had less effect on you than it used to?

(DRIN07)

INHLSEFX<sup>1</sup>

Len : 2 USING SAME AMT INH HAD LESS EFFECT PAST 12 MOS

	Freq	Pct
1 = Yes.....	37	0.07
2 = No.....	559	1.00
91 = NEVER USED INHALANTS .....	50637	90.20
93 = DID NOT USE INHALANTS IN THE PAST 12 MOS .....	4518	8.05
94 = DON'T KNOW .....	15	0.03
97 = REFUSED .....	12	0.02
98 = BLANK (NO ANSWER) .....	320	0.57
99 = LEGITIMATE SKIP.....	38	0.07

During the past 12 months, did you want to or try to cut down or stop using inhalants?

(DRIN08)

INHLCUTDN<sup>1</sup>

Len : 2 WANT/TRY TO CUT DOWN/STOP USING INH PAST 12 MOS

	Freq	Pct
1 = Yes.....	213	0.38
2 = No.....	421	0.75
91 = NEVER USED INHALANTS .....	50637	90.20
93 = DID NOT USE INHALANTS IN THE PAST 12 MOS .....	4518	8.05
94 = DON'T KNOW .....	15	0.03
97 = REFUSED .....	12	0.02
98 = BLANK (NO ANSWER) .....	320	0.57

SUBSTANCE DEPENDENCE AND ABUSE

During the past 12 months, were you able to cut down or stop using inhalants every time you wanted to or tried to?

(DRIN09)

INHLCUTEV<sup>1</sup>

Len : 2 ABLE TO CUT/STOP USING INH EVERY TIME PAST 12 MOS

	Freq	Pct
1 = Yes.....	203	0.36
2 = No.....	9	0.02
91 = NEVER USED INHALANTS .....	50637	90.20
93 = DID NOT USE INHALANTS IN THE PAST 12 MOS .....	4518	8.05
94 = DON'T KNOW.....	1	0.00
97 = REFUSED .....	12	0.02
98 = BLANK (NO ANSWER) .....	335	0.60
99 = LEGITIMATE SKIP.....	421	0.75

During the past 12 months, did you have any problems with your emotions, nerves, or mental health that were probably caused or made worse by your use of inhalants?

(DRIN13)

INHLEMOPB<sup>1</sup>

Len : 2 INH CAUSE PRBS WITH EMOT/NERVES PAST 12 MOS

	Freq	Pct
1 = Yes.....	33	0.06
2 = No.....	606	1.08
91 = NEVER USED INHALANTS .....	50637	90.20
93 = DID NOT USE INHALANTS IN THE PAST 12 MOS .....	4518	8.05
94 = DON'T KNOW.....	11	0.02
97 = REFUSED .....	11	0.02
98 = BLANK (NO ANSWER) .....	320	0.57

Did you continue to use inhalants even though you thought this was causing you to have problems with your emotions, nerves, or mental health?

(DRIN14)

INHLEMCTD<sup>1</sup>

Len : 2 CONTD TO USE INHALANTS DESPITE EMOT PRBS

	Freq	Pct
1 = Yes.....	10	0.02
2 = No.....	22	0.04
91 = NEVER USED INHALANTS .....	50637	90.20
93 = DID NOT USE INHALANTS IN THE PAST 12 MOS .....	4518	8.05
94 = DON'T KNOW.....	1	0.00
97 = REFUSED .....	11	0.02
98 = BLANK (NO ANSWER) .....	331	0.59
99 = LEGITIMATE SKIP.....	606	1.08

During the past 12 months, did you have any physical health problems that were probably caused or made worse by your use of inhalants?

(DRIN15)

INHPLPHLPB<sup>1</sup>

Len : 2 ANY PHYS PRBS CAUSED/WORSND BY INH PST 12 MOS

	Freq	Pct
1 = Yes.....	11	0.02
2 = No.....	618	1.10
91 = NEVER USED INHALANTS .....	50637	90.20
93 = DID NOT USE INHALANTS IN THE PAST 12 MOS .....	4518	8.05
94 = DON'T KNOW.....	10	0.02
97 = REFUSED .....	12	0.02
98 = BLANK (NO ANSWER) .....	320	0.57
99 = LEGITIMATE SKIP.....	10	0.02

Did you continue to use inhalants even though you thought this was causing you to have physical problems?

(DRIN16)

INHPLPHCTD<sup>1</sup>

Len : 2 CONTD TO USE INHALANTS DESPITE PHYS PRBS

	Freq	Pct
1 = Yes.....	2	0.00
2 = No.....	9	0.02
91 = NEVER USED INHALANTS .....	50637	90.20
93 = DID NOT USE INHALANTS IN THE PAST 12 MOS .....	4518	8.05
97 = REFUSED .....	12	0.02
98 = BLANK (NO ANSWER) .....	330	0.59
99 = LEGITIMATE SKIP.....	628	1.12

SUBSTANCE DEPENDENCE AND ABUSE

This question is about important activities such as working, going to school, taking care of children, doing fun things such as hobbies and sports, and spending time with friends and family.

During the past 12 months, did using inhalants cause you to give up or spend less time doing these types of important activities?

(DRIN17)

INHLLSACT<sup>1</sup>

Len : 2 LESS ACTIVITIES B/C OF INH USE PAST 12 MOS

	Freq	Pct
1 = Yes.....	15	0.03
2 = No.....	625	1.11
91 = NEVER USED INHALANTS.....	50637	90.20
93 = DID NOT USE INHALANTS IN THE PAST 12 MOS.....	4518	8.05
94 = DON'T KNOW.....	13	0.02
97 = REFUSED.....	8	0.01
98 = BLANK (NO ANSWER).....	320	0.57

Sometimes people who use inhalants have serious problems at home, work or school - such as:

- neglecting their children
- missing work or school
- doing a poor job at work or school
- losing a job or dropping out of school

During the past 12 months, did using inhalants cause you to have serious problems like this either at home, work, or school?

(DRIN18)

INHLSERP<sup>1</sup>

Len : 2 INH CAUSE SERS PRBS AT HOME/WORK/SCH PST 12 MOS

	Freq	Pct
1 = Yes.....	20	0.04
2 = No.....	623	1.11
91 = NEVER USED INHALANTS.....	50637	90.20
93 = DID NOT USE INHALANTS IN THE PAST 12 MOS.....	4518	8.05
94 = DON'T KNOW.....	10	0.02
97 = REFUSED.....	8	0.01
98 = BLANK (NO ANSWER).....	320	0.57

During the past 12 months, did you regularly use inhalants and then do something where using inhalants might have put you in physical danger?

(DRIN19)

INHLPDANG<sup>1</sup>

Len : 2 USING INH AND DO DANGEROUS ACTIVITIES PST 12 MOS

	Freq	Pct
1 = Yes.....	14	0.02
2 = No.....	629	1.12
91 = NEVER USED INHALANTS.....	50637	90.20
93 = DID NOT USE INHALANTS IN THE PAST 12 MOS.....	4518	8.05
94 = DON'T KNOW.....	9	0.02
97 = REFUSED.....	9	0.02
98 = BLANK (NO ANSWER).....	320	0.57

During the past 12 months, did using inhalants cause you to do things that repeatedly got you in trouble with the law?

(DRIN20)

INHLLAWTR<sup>1</sup>

Len : 2 USING INH CAUSE PRBS WITH LAW PAST 12 MOS

	Freq	Pct
1 = Yes.....	8	0.01
2 = No.....	636	1.13
91 = NEVER USED INHALANTS.....	50637	90.20
93 = DID NOT USE INHALANTS IN THE PAST 12 MOS.....	4518	8.05
94 = DON'T KNOW.....	9	0.02
97 = REFUSED.....	8	0.01
98 = BLANK (NO ANSWER).....	320	0.57



SUBSTANCE DEPENDENCE AND ABUSE

During the past 12 months, did you have any problems with family or friends that were probably caused by your use of inhalants?

(DRIN21)

INHLMFPPB<sup>1</sup>

Len : 2 USING INH CAUSE PRBS W/FAMILY/FRIENDS PST 12 MOS

	Freq	Pct
1 = Yes.....	17	0.03
2 = No.....	627	1.12
91 = NEVER USED INHALANTS .....	50637	90.20
93 = DID NOT USE INHALANTS IN THE PAST 12 MOS .....	4518	8.05
94 = DON'T KNOW .....	9	0.02
97 = REFUSED .....	8	0.01
98 = BLANK (NO ANSWER) .....	320	0.57

Did you continue to use inhalants even though you thought this caused problems with family or friends?

(DRIN22)

INHLMCTD<sup>1</sup>

Len : 2 CONTD TO USE INH DESPITE PRBS W/ FAM/FRNDS

	Freq	Pct
1 = Yes.....	7	0.01
2 = No.....	10	0.02
91 = NEVER USED INHALANTS .....	50637	90.20
93 = DID NOT USE INHALANTS IN THE PAST 12 MOS .....	4518	8.05
97 = REFUSED .....	8	0.01
98 = BLANK (NO ANSWER) .....	329	0.59
99 = LEGITIMATE SKIP.....	627	1.12

Think about your use of methamphetamine during the past 12 months as you answer these next questions.

During the past 12 months, was there a month or more when you spent a lot of your time getting or using methamphetamine?

(DRME01)

METHLOTTM<sup>1</sup>

Len : 2 SPENT MONTH/MORE GETTING/USING METH PAST 12 MOS

	Freq	Pct
1 = Yes.....	201	0.36
2 = No.....	237	0.42
91 = NEVER USED METHAMPHETAMINE .....	53523	95.35
93 = DID NOT USE METHAMPHETAMINE IN THE PAST 12 MOS.....	2094	3.73
94 = DON'T KNOW .....	2	0.00
97 = REFUSED .....	3	0.01
98 = BLANK (NO ANSWER) .....	76	0.14

During the past 12 months, was there a month or more when you spent a lot of your time getting over the effects of the methamphetamine you used?

(DRME02)

METHGTOVR<sup>1</sup>

Len : 2 MONTH+ SPENT GETTING OVER METH EFFECTS PST 12 MOS

	Freq	Pct
1 = Yes.....	29	0.05
2 = No.....	207	0.37
91 = NEVER USED METHAMPHETAMINE .....	53523	95.35
93 = DID NOT USE METHAMPHETAMINE IN THE PAST 12 MOS.....	2094	3.73
94 = DON'T KNOW .....	2	0.00
97 = REFUSED .....	4	0.01
98 = BLANK (NO ANSWER) .....	76	0.14
99 = LEGITIMATE SKIP.....	201	0.36

During the past 12 months, did you try to set limits on how often or how much methamphetamine you would use?

(DRME04)

METHLIMIT<sup>1</sup>

Len : 2 SET LIMITS ON METH USE PAST 12 MONTHS

	Freq	Pct
1 = Yes.....	215	0.38
2 = No.....	223	0.40
91 = NEVER USED METHAMPHETAMINE .....	53523	95.35
93 = DID NOT USE METHAMPHETAMINE IN THE PAST 12 MOS.....	2094	3.73
94 = DON'T KNOW .....	1	0.00
97 = REFUSED .....	4	0.01
98 = BLANK (NO ANSWER) .....	76	0.14

SUBSTANCE DEPENDENCE AND ABUSE

Were you able to keep to the limits you set, or did you often use methamphetamine more than you intended to?

(DRME05)

METHKPLMT<sup>1</sup>

Len : 2 ABLE TO KEEP LIMITS OR USED MORE METH PAST 12 MOS

	Freq	Pct
1 = Usually kept to the limits set.....	131	0.23
2 = Often used more than intended .....	84	0.15
91 = NEVER USED METHAMPHETAMINE .....	53523	95.35
93 = DID NOT USE METHAMPHETAMINE IN THE PAST 12 MOS.....	2094	3.73
97 = REFUSED .....	4	0.01
98 = BLANK (NO ANSWER) .....	77	0.14
99 = LEGITIMATE SKIP.....	223	0.40

During the past 12 months, did you need to use more methamphetamine than you used to in order to get the effect you wanted?

(DRME06)

METHNDMOR<sup>1</sup>

Len : 2 NEEDED MORE METH TO GET SAME EFFECT PAST 12 MOS

	Freq	Pct
1 = Yes.....	175	0.31
2 = No.....	261	0.46
91 = NEVER USED METHAMPHETAMINE .....	53523	95.35
93 = DID NOT USE METHAMPHETAMINE IN THE PAST 12 MOS.....	2094	3.73
94 = DON'T KNOW .....	3	0.01
97 = REFUSED .....	4	0.01
98 = BLANK (NO ANSWER) .....	76	0.14

During the past 12 months, did you notice that using the same amount of methamphetamine had less effect on you than it used to?

(DRME07)

METHLSEFX<sup>1</sup>

Len : 2 USING SAME AMT METH HAD LESS EFFECT PAST 12 MOS

	Freq	Pct
1 = Yes.....	36	0.06
2 = No.....	226	0.40
91 = NEVER USED METHAMPHETAMINE .....	53523	95.35
93 = DID NOT USE METHAMPHETAMINE IN THE PAST 12 MOS.....	2094	3.73
94 = DON'T KNOW .....	1	0.00
97 = REFUSED .....	5	0.01
98 = BLANK (NO ANSWER) .....	76	0.14
99 = LEGITIMATE SKIP.....	175	0.31

During the past 12 months, did you want to or try to cut down or stop using methamphetamine?

(DRME08)

METHCUTDN<sup>1</sup>

Len : 2 WANT/TRY TO CUT DOWN/STOP USING METH PAST 12 MOS

	Freq	Pct
1 = Yes.....	267	0.48
2 = No.....	170	0.30
91 = NEVER USED METHAMPHETAMINE .....	53523	95.35
93 = DID NOT USE METHAMPHETAMINE IN THE PAST 12 MOS.....	2094	3.73
94 = DON'T KNOW .....	1	0.00
97 = REFUSED .....	5	0.01
98 = BLANK (NO ANSWER) .....	76	0.14

During the past 12 months, were you able to cut down or stop using methamphetamine every time you wanted to or tried to?

(DRME09)

METHCUTEV<sup>1</sup>

Len : 2 ABLE TO CUT/STOP USING METH EVERY TIME PAST 12 MOS

	Freq	Pct
1 = Yes.....	197	0.35
2 = No.....	70	0.12
91 = NEVER USED METHAMPHETAMINE .....	53523	95.35
93 = DID NOT USE METHAMPHETAMINE IN THE PAST 12 MOS.....	2094	3.73
97 = REFUSED .....	5	0.01
98 = BLANK (NO ANSWER) .....	77	0.14
99 = LEGITIMATE SKIP.....	170	0.30

SUBSTANCE DEPENDENCE AND ABUSE

During the past 12 months, did you cut down or stop using methamphetamine at least one time?

(DRME10)

METHCUT1X<sup>1</sup> Len : 2 CUT DOWN OR STOP USING METH AT LEAST 1X PST 12 MOS

	Freq	Pct
1 = Yes.....	95	0.17
2 = No.....	145	0.26
91 = NEVER USED METHAMPHETAMINE .....	53523	95.35
93 = DID NOT USE METHAMPHETAMINE IN THE PAST 12 MOS.....	2094	3.73
94 = DON'T KNOW.....	2	0.00
97 = REFUSED .....	4	0.01
98 = BLANK (NO ANSWER) .....	76	0.14
99 = LEGITIMATE SKIP.....	197	0.35

During the past 12 months, have you felt kind of blue or down when you cut down or stopped using methamphetamine?

(DRME10A)

METHFLBLU<sup>1</sup> Len : 2 WHEN CUT DOWN ON METH, FELT BLUE PAST 12 MONTHS

	Freq	Pct
1 = Yes.....	172	0.31
2 = No.....	120	0.21
91 = NEVER USED METHAMPHETAMINE .....	53523	95.35
93 = DID NOT USE METHAMPHETAMINE IN THE PAST 12 MOS.....	2094	3.73
97 = REFUSED .....	4	0.01
98 = BLANK (NO ANSWER) .....	78	0.14
99 = LEGITIMATE SKIP.....	145	0.26

Please look at the symptoms listed below. During the past 12 months, did you have 2 or more of these symptoms after you cut back or stopped using methamphetamine?

- Feeling tired or exhausted
- Having bad dreams
- Having trouble sleeping or sleeping more than you normally do
- Feeling hungry more often
- Feeling either very slowed down or like you couldn't sit still

(DRME11)

METHWD2SX<sup>1</sup> Len : 2 HAD 2+ METH WITHDRAWAL SYMPTOMS PAST 12 MOS

	Freq	Pct
1 = Yes.....	159	0.28
2 = No.....	13	0.02
91 = NEVER USED METHAMPHETAMINE .....	53523	95.35
93 = DID NOT USE METHAMPHETAMINE IN THE PAST 12 MOS.....	2094	3.73
97 = REFUSED .....	4	0.01
98 = BLANK (NO ANSWER) .....	78	0.14
99 = LEGITIMATE SKIP.....	265	0.47

Please look at the symptoms listed below. During the past 12 months, did you have 2 or more of these symptoms at the same time that lasted for longer than a day after you cut back or stopped using methamphetamine?

- Feeling tired or exhausted
- Having bad dreams
- Having trouble sleeping or sleeping more than you normally do
- Feeling hungry more often
- Feeling either very slowed down or like you couldn't sit still

(DRME12)

METHWDSMT<sup>1</sup> Len : 2 HAD 2+ METH WDRAW SYM AT SAME TIME PAST 12 MOS

	Freq	Pct
1 = Yes.....	148	0.26
2 = No.....	11	0.02
91 = NEVER USED METHAMPHETAMINE .....	53523	95.35
93 = DID NOT USE METHAMPHETAMINE IN THE PAST 12 MOS.....	2094	3.73
97 = REFUSED .....	4	0.01
98 = BLANK (NO ANSWER) .....	78	0.14
99 = LEGITIMATE SKIP.....	278	0.50

SUBSTANCE DEPENDENCE AND ABUSE

During the past 12 months, did you have any problems with your emotions, nerves, or mental health that were probably caused or made worse by your use of methamphetamine?

(DRME13)

METHEMOPB<sup>1</sup>

Len : 2 METH CAUSE PROBS WITH EMOT/NERVES PAST 12 MOS

	Freq	Pct
1 = Yes.....	206	0.37
2 = No.....	232	0.41
91 = NEVER USED METHAMPHETAMINE .....	53523	95.35
93 = DID NOT USE METHAMPHETAMINE IN THE PAST 12 MOS.....	2094	3.73
94 = DON'T KNOW .....	1	0.00
97 = REFUSED .....	4	0.01
98 = BLANK (NO ANSWER) .....	76	0.14

Did you continue to use methamphetamine even though you thought it was causing you to have problems with your emotions, nerves, or mental health?

(DRME14)

METHEMCTD<sup>1</sup>

Len : 2 CONTD TO USE METH DESPITE EMOT PROBS

	Freq	Pct
1 = Yes.....	160	0.29
2 = No.....	45	0.08
91 = NEVER USED METHAMPHETAMINE .....	53523	95.35
93 = DID NOT USE METHAMPHETAMINE IN THE PAST 12 MOS.....	2094	3.73
94 = DON'T KNOW .....	1	0.00
97 = REFUSED .....	4	0.01
98 = BLANK (NO ANSWER) .....	77	0.14
99 = LEGITIMATE SKIP.....	232	0.41

During the past 12 months, did you have any physical health problems that were probably caused or made worse by your use of methamphetamine?

(DRME15)

METHPHLPB<sup>1</sup>

Len : 2 ANY PHYS PROBS CAUSED/WORSND BY METH PAST 12 MOS

	Freq	Pct
1 = Yes.....	31	0.06
2 = No.....	246	0.44
91 = NEVER USED METHAMPHETAMINE .....	53523	95.35
93 = DID NOT USE METHAMPHETAMINE IN THE PAST 12 MOS.....	2094	3.73
94 = DON'T KNOW .....	2	0.00
97 = REFUSED .....	4	0.01
98 = BLANK (NO ANSWER) .....	76	0.14
99 = LEGITIMATE SKIP.....	160	0.29

Did you continue to use methamphetamine even though you thought it was causing you to have physical problems?

(DRME16)

METHPHCTD<sup>1</sup>

Len : 2 CONTD TO USE METH DESPITE PHYS PROBS

	Freq	Pct
1 = Yes.....	15	0.03
2 = No.....	16	0.03
91 = NEVER USED METHAMPHETAMINE .....	53523	95.35
93 = DID NOT USE METHAMPHETAMINE IN THE PAST 12 MOS.....	2094	3.73
97 = REFUSED .....	4	0.01
98 = BLANK (NO ANSWER) .....	78	0.14
99 = LEGITIMATE SKIP.....	406	0.72

SUBSTANCE DEPENDENCE AND ABUSE

This question is about important activities such as working, going to school, taking care of children, doing fun things such as hobbies and sports, and spending time with friends and family.

During the past 12 months, did using methamphetamine cause you to give up or spend less time doing these types of important activities?

(DRME17)

METHLSACT<sup>1</sup>

Len : 2 LESS ACTIVITIES B/C OF METH USE PAST 12 MOS

	Freq	Pct
1 = Yes.....	170	0.30
2 = No.....	267	0.48
91 = NEVER USED METHAMPHETAMINE .....	53523	95.35
93 = DID NOT USE METHAMPHETAMINE IN THE PAST 12 MOS.....	2094	3.73
94 = DON'T KNOW .....	2	0.00
97 = REFUSED .....	4	0.01
98 = BLANK (NO ANSWER) .....	76	0.14

Sometimes people who use methamphetamine have serious problems at home, work or school - such as:

- neglecting their children
- missing work or school
- doing a poor job at work or school
- losing a job or dropping out of school

During the past 12 months, did using methamphetamine cause you to have serious problems like this either at home, work, or school?

(DRME18)

METHSERPB<sup>1</sup>

Len : 2 METH CAUSE SERS PROBS AT HOME/WORK/SCH PST 12 MOS

	Freq	Pct
1 = Yes.....	154	0.27
2 = No.....	284	0.51
91 = NEVER USED METHAMPHETAMINE .....	53523	95.35
93 = DID NOT USE METHAMPHETAMINE IN THE PAST 12 MOS.....	2094	3.73
94 = DON'T KNOW .....	1	0.00
97 = REFUSED .....	4	0.01
98 = BLANK (NO ANSWER) .....	76	0.14

During the past 12 months, did you regularly use methamphetamine and then do something where using methamphetamine might have put you in physical danger?

(DRME19)

METHPDANG<sup>1</sup>

Len : 2 USING METH AND DO DANGEROUS ACTIVITIES PST 12 MOS

	Freq	Pct
1 = Yes.....	126	0.22
2 = No.....	312	0.56
91 = NEVER USED METHAMPHETAMINE .....	53523	95.35
93 = DID NOT USE METHAMPHETAMINE IN THE PAST 12 MOS.....	2094	3.73
94 = DON'T KNOW .....	1	0.00
97 = REFUSED .....	4	0.01
98 = BLANK (NO ANSWER) .....	76	0.14

During the past 12 months, did using methamphetamine cause you to do things that repeatedly got you in trouble with the law?

(DRME20)

METHLAWTR<sup>1</sup>

Len : 2 USING METH CAUSE PROBS WITH LAW PAST 12 MOS

	Freq	Pct
1 = Yes.....	84	0.15
2 = No.....	354	0.63
91 = NEVER USED METHAMPHETAMINE .....	53523	95.35
93 = DID NOT USE METHAMPHETAMINE IN THE PAST 12 MOS.....	2094	3.73
94 = DON'T KNOW .....	1	0.00
97 = REFUSED .....	4	0.01
98 = BLANK (NO ANSWER) .....	76	0.14

SUBSTANCE DEPENDENCE AND ABUSE

During the past 12 months, did you have any problems with family or friends that were probably caused by your use of methamphetamine?

(DRME21)

METHFMFPB<sup>1</sup>

Len : 2 USING METH CAUSE PROBS W/FAMILY/FRIENDS PST 12 MOS

	Freq	Pct
1 = Yes.....	163	0.29
2 = No.....	275	0.49
91 = NEVER USED METHAMPHETAMINE .....	53523	95.35
93 = DID NOT USE METHAMPHETAMINE IN THE PAST 12 MOS.....	2094	3.73
94 = DON'T KNOW.....	1	0.00
97 = REFUSED .....	4	0.01
98 = BLANK (NO ANSWER) .....	76	0.14

Did you continue to use methamphetamine even though you thought it caused problems with family or friends?

(DRME22)

METHFMCTD<sup>1</sup>

Len : 2 CONTD TO USE METH DESPITE PROBS W/FAMILY/FRIENDS

	Freq	Pct
1 = Yes.....	131	0.23
2 = No.....	31	0.06
91 = NEVER USED METHAMPHETAMINE .....	53523	95.35
93 = DID NOT USE METHAMPHETAMINE IN THE PAST 12 MOS.....	2094	3.73
94 = DON'T KNOW.....	1	0.00
97 = REFUSED .....	4	0.01
98 = BLANK (NO ANSWER) .....	77	0.14
99 = LEGITIMATE SKIP.....	275	0.49

Think about your use of prescription pain relievers during the past 12 months as you answer these next questions. Remember, we are only interested in prescription pain relievers that you used in a way a doctor did not direct you to.

Earlier the computer recorded that in the past 12 months you used [PRFILL2] in a way a doctor did not direct you to use [PRNUMFILL]?

During the past 12 months, was there a month or more when you spent a lot of time getting or using prescription pain relievers?

(DRPR01)

PNRLLOTTM<sup>1</sup>

Len : 2 SPENT MON/MORE GETTNG/USNG PN RLVR PST 12 MOS

	Freq	Pct
1 = Yes.....	253	0.45
2 = No.....	1903	3.39
83 = DID NOT MISUSE PAIN RELIEVERS PST 12 MOS Log assn.....	448	0.80
85 = BAD DATA Logically assigned.....	7	0.01
91 = NEVER USED/MISUSED PAIN RELIEVERS.....	50264	89.54
93 = DID NOT MISUSE PAIN RELIEVERS IN THE PAST 12 MOS .....	3033	5.40
94 = DON'T KNOW.....	7	0.01
97 = REFUSED .....	4	0.01
98 = BLANK (NO ANSWER) .....	217	0.39

During the past 12 months, was there a month or more when you spent a lot of your time getting over the effects of the prescription pain relievers you used?

(DRPR02)

PNRLGTOVR<sup>1</sup>

Len : 2 MON+ SPNT GETTING OVER PN RLVR EFFECTS PST 12 MOS

	Freq	Pct
1 = Yes.....	52	0.09
2 = No.....	1850	3.30
83 = DID NOT MISUSE PAIN RELIEVERS PST 12 MOS Log assn.....	448	0.80
85 = BAD DATA Logically assigned.....	3	0.01
91 = NEVER USED/MISUSED PAIN RELIEVERS.....	50264	89.54
93 = DID NOT MISUSE PAIN RELIEVERS IN THE PAST 12 MOS .....	3033	5.40
94 = DON'T KNOW.....	8	0.01
97 = REFUSED .....	4	0.01
98 = BLANK (NO ANSWER) .....	221	0.39
99 = LEGITIMATE SKIP.....	253	0.45

SUBSTANCE DEPENDENCE AND ABUSE

During the past 12 months, did you try to set limits on how often or how much prescription pain relievers you would use?

(DRPR04)  
PNRLLIMIT<sup>1</sup>

		Freq	Pct
Len : 2	SET LIMITS ON PAIN RELIEVER USE PAST 12 MONTHS		
1 = Yes.....		553	0.99
2 = No.....		1589	2.83
83 = DID NOT MISUSE PAIN RELIEVERS PST 12 MOS Log assn.....		448	0.80
85 = BAD DATA Logically assigned.....		7	0.01
91 = NEVER USED/MISUSED PAIN RELIEVERS.....		50264	89.54
93 = DID NOT MISUSE PAIN RELIEVERS IN THE PAST 12 MOS .....		3033	5.40
94 = DON'T KNOW.....		12	0.02
97 = REFUSED .....		13	0.02
98 = BLANK (NO ANSWER) .....		217	0.39

Were you able to keep to the limits you set, or did you often use prescription pain relievers more than you intended to?

(DRPR05)  
PNRLKPLMT<sup>1</sup>

		Freq	Pct
Len : 2	ABLE TO KEEP LIMIT/USE MORE PN RLVR PST 12 MOS		
1 = Usually kept to the limits set.....		450	0.80
2 = Often used more than intended .....		102	0.18
83 = DID NOT MISUSE PAIN RELIEVERS PST 12 MOS Log assn.....		448	0.80
85 = BAD DATA Logically assigned.....		3	0.01
91 = NEVER USED/MISUSED PAIN RELIEVERS.....		50264	89.54
93 = DID NOT MISUSE PAIN RELIEVERS IN THE PAST 12 MOS .....		3033	5.40
94 = DON'T KNOW.....		1	0.00
97 = REFUSED .....		13	0.02
98 = BLANK (NO ANSWER) .....		233	0.42
99 = LEGITIMATE SKIP.....		1589	2.83

During the past 12 months, did you need to use more prescription pain relievers than you used to in order to get the effect you wanted?

(DRPR06)  
PNRLNDMOR<sup>1</sup>

		Freq	Pct
Len : 2	NEEDED MORE PN RLVR TO GET SME EFFECT PST 12 MOS		
1 = Yes.....		306	0.55
2 = No.....		1842	3.28
83 = DID NOT MISUSE PAIN RELIEVERS PST 12 MOS Log assn.....		448	0.80
85 = BAD DATA Logically assigned.....		7	0.01
91 = NEVER USED/MISUSED PAIN RELIEVERS.....		50264	89.54
93 = DID NOT MISUSE PAIN RELIEVERS IN THE PAST 12 MOS .....		3033	5.40
94 = DON'T KNOW.....		9	0.02
97 = REFUSED .....		10	0.02
98 = BLANK (NO ANSWER) .....		217	0.39

During the past 12 months, did you notice that using the same amount of prescription pain relievers had less effect on you than it used to?

(DRPR07)  
PNRLLSEFX<sup>1</sup>

		Freq	Pct
Len : 2	USING SME AMT PN RLVR HAD LESS EFFECT PST 12 MOS		
1 = Yes.....		109	0.19
2 = No.....		1722	3.07
83 = DID NOT MISUSE PAIN RELIEVERS PST 12 MOS Log assn.....		448	0.80
85 = BAD DATA Logically assigned.....		4	0.01
91 = NEVER USED/MISUSED PAIN RELIEVERS.....		50264	89.54
93 = DID NOT MISUSE PAIN RELIEVERS IN THE PAST 12 MOS .....		3033	5.40
94 = DON'T KNOW.....		18	0.03
97 = REFUSED .....		12	0.02
98 = BLANK (NO ANSWER) .....		220	0.39
99 = LEGITIMATE SKIP.....		306	0.55

SUBSTANCE DEPENDENCE AND ABUSE

During the past 12 months, did you want to or try to cut down or stop using prescription pain relievers?

(DRPR08)

PNRLCUTDN<sup>1</sup>

Len : 2 WANT/TRY CUT DOWN/STOP USNG PN RLVR PST 12 MOS

	Freq	Pct
1 = Yes.....	698	1.24
2 = No.....	1432	2.55
83 = DID NOT MISUSE PAIN RELIEVERS PST 12 MOS Log assn.....	448	0.80
85 = BAD DATA Logically assigned.....	7	0.01
91 = NEVER USED/MISUSED PAIN RELIEVERS.....	50264	89.54
93 = DID NOT MISUSE PAIN RELIEVERS IN THE PAST 12 MOS .....	3033	5.40
94 = DON'T KNOW.....	20	0.04
97 = REFUSED .....	17	0.03
98 = BLANK (NO ANSWER) .....	217	0.39

During the past 12 months, were you able to cut down or stop using prescription pain relievers every time you wanted to or tried to?

(DRPR09)

PNRLCUTEV<sup>1</sup>

Len : 2 ABLE TO CUT/STOP USNG PN RLVR EVRY TIME PST 12 MO

	Freq	Pct
1 = Yes.....	585	1.04
2 = No.....	110	0.20
83 = DID NOT MISUSE PAIN RELIEVERS PST 12 MOS Log assn.....	448	0.80
85 = BAD DATA Logically assigned.....	4	0.01
91 = NEVER USED/MISUSED PAIN RELIEVERS.....	50264	89.54
93 = DID NOT MISUSE PAIN RELIEVERS IN THE PAST 12 MOS .....	3033	5.40
94 = DON'T KNOW.....	1	0.00
97 = REFUSED .....	19	0.03
98 = BLANK (NO ANSWER) .....	240	0.43
99 = LEGITIMATE SKIP.....	1432	2.55

During the past 12 months, did you cut down or stop using prescription pain relievers at least one time?

(DRPR10)

PNRLCUTIX<sup>1</sup>

Len : 2 CUT DOWN/STOP USNG PN RLVR AT LEAST 1X PST 12 MOS

	Freq	Pct
1 = Yes.....	405	0.72
2 = No.....	1140	2.03
83 = DID NOT MISUSE PAIN RELIEVERS PST 12 MOS Log assn.....	448	0.80
85 = BAD DATA Logically assigned.....	3	0.01
91 = NEVER USED/MISUSED PAIN RELIEVERS.....	50264	89.54
93 = DID NOT MISUSE PAIN RELIEVERS IN THE PAST 12 MOS .....	3033	5.40
94 = DON'T KNOW.....	17	0.03
97 = REFUSED .....	20	0.04
98 = BLANK (NO ANSWER) .....	221	0.39
99 = LEGITIMATE SKIP.....	585	1.04



SUBSTANCE DEPENDENCE AND ABUSE

Please look at the symptoms listed below. During the past 12 months, did you have 3 or more of these symptoms after you cut back or stopped using prescription pain relievers?

- Feeling kind of blue or down
- Vomiting or feeling nauseous
- Having cramps or muscle aches
- Having teary eyes or a runny nose
- Feeling sweaty, having enlarged eye pupils, or having body hair standing up on your skin
- Having diarrhea
- Yawning
- Having a fever
- Having trouble sleeping

(DRPR11)

[PNRLWD3SX](#)<sup>1</sup>

Len : 2 HAD 3+ PN RLVR WITHDRAWAL SYMPTOMS PST 12 MOS

	Freq	Pct
1 = Yes.....	303	0.54
2 = No.....	678	1.21
83 = DID NOT MISUSE PAIN RELIEVERS PST 12 MOS Log assn.....	448	0.80
85 = BAD DATA Logically assigned.....	4	0.01
91 = NEVER USED/MISUSED PAIN RELIEVERS.....	50264	89.54
93 = DID NOT MISUSE PAIN RELIEVERS IN THE PAST 12 MOS.....	3033	5.40
94 = DON'T KNOW.....	7	0.01
97 = REFUSED.....	22	0.04
98 = BLANK (NO ANSWER).....	237	0.42
99 = LEGITIMATE SKIP.....	1140	2.03

Please look at the symptoms listed below. During the past 12 months, did you have 3 or more of these symptoms at the same time that lasted for longer than a day after you cut back or stopped using prescription pain relievers?

- Feeling kind of blue or down
- Vomiting or feeling nauseous
- Having cramps or muscle aches
- Having teary eyes or a runny nose
- Feeling sweaty, having enlarged eye pupils, or having body hair standing up on your skin
- Having diarrhea
- Yawning
- Having a fever
- Having trouble sleeping

(DRPR12)

[PNRLWDSMT](#)<sup>1</sup>

Len : 2 HAD 3+ PN RLVR WDRAW SYM SAME TIME PST 12 MOS

	Freq	Pct
1 = Yes.....	226	0.40
2 = No.....	77	0.14
83 = DID NOT MISUSE PAIN RELIEVERS PST 12 MOS Log assn.....	448	0.80
85 = BAD DATA Logically assigned.....	3	0.01
91 = NEVER USED/MISUSED PAIN RELIEVERS.....	50264	89.54
93 = DID NOT MISUSE PAIN RELIEVERS IN THE PAST 12 MOS.....	3033	5.40
97 = REFUSED.....	22	0.04
98 = BLANK (NO ANSWER).....	245	0.44
99 = LEGITIMATE SKIP.....	1818	3.24

During the past 12 months, did you have any problems with your emotions, nerves, or mental health that were probably caused or made worse by your use of prescription pain relievers?

(DRPR13)

[PNRLEMOPB](#)<sup>1</sup>

Len : 2 PN RLVR CAUSE PRBS W/EMOT/NERVES PST 12 MOS

	Freq	Pct
1 = Yes.....	246	0.44
2 = No.....	1890	3.37
83 = DID NOT MISUSE PAIN RELIEVERS PST 12 MOS Log assn.....	448	0.80
85 = BAD DATA Logically assigned.....	7	0.01
91 = NEVER USED/MISUSED PAIN RELIEVERS.....	50264	89.54
93 = DID NOT MISUSE PAIN RELIEVERS IN THE PAST 12 MOS.....	3033	5.40
94 = DON'T KNOW.....	14	0.02
97 = REFUSED.....	17	0.03
98 = BLANK (NO ANSWER).....	217	0.39

SUBSTANCE DEPENDENCE AND ABUSE

Did you continue to use prescription pain relievers even though you thought this was causing you to have problems with your emotions, nerves, or mental health?

(DRPR14)  
PNRLEMCTD<sup>1</sup>

Len : 2 CONTD TO USE PN RLVR DESPITE EMOT PRBS

	Freq	Pct
1 = Yes.....	152	0.27
2 = No.....	94	0.17
83 = DID NOT MISUSE PAIN RELIEVERS PST 12 MOS Log assn.....	448	0.80
85 = BAD DATA Logically assigned.....	3	0.01
91 = NEVER USED/MISUSED PAIN RELIEVERS.....	50264	89.54
93 = DID NOT MISUSE PAIN RELIEVERS IN THE PAST 12 MOS.....	3033	5.40
97 = REFUSED.....	17	0.03
98 = BLANK (NO ANSWER).....	235	0.42
99 = LEGITIMATE SKIP.....	1890	3.37

During the past 12 months, did you have any physical health problems that were probably caused or made worse by your use of prescription pain relievers?

(DRPR15)  
PNRLPHLPB<sup>1</sup>

Len : 2 ANY PHYS PRBS CAUSD/WORSND BY PN RLVR PST 12 MOS

	Freq	Pct
1 = Yes.....	48	0.09
2 = No.....	1936	3.45
83 = DID NOT MISUSE PAIN RELIEVERS PST 12 MOS Log assn.....	448	0.80
85 = BAD DATA Logically assigned.....	4	0.01
91 = NEVER USED/MISUSED PAIN RELIEVERS.....	50264	89.54
93 = DID NOT MISUSE PAIN RELIEVERS IN THE PAST 12 MOS.....	3033	5.40
94 = DON'T KNOW.....	16	0.03
97 = REFUSED.....	15	0.03
98 = BLANK (NO ANSWER).....	220	0.39
99 = LEGITIMATE SKIP.....	152	0.27

Did you continue to use prescription pain relievers even though you thought this was causing you to have physical problems?

(DRPR16)  
PNRLPHCTD<sup>1</sup>

Len : 2 CONTD TO USE PN RLVR DESPITE PHYS PRBS

	Freq	Pct
1 = Yes.....	16	0.03
2 = No.....	31	0.06
83 = DID NOT MISUSE PAIN RELIEVERS PST 12 MOS Log assn.....	448	0.80
91 = NEVER USED/MISUSED PAIN RELIEVERS.....	50264	89.54
93 = DID NOT MISUSE PAIN RELIEVERS IN THE PAST 12 MOS.....	3033	5.40
94 = DON'T KNOW.....	1	0.00
97 = REFUSED.....	15	0.03
98 = BLANK (NO ANSWER).....	240	0.43
99 = LEGITIMATE SKIP.....	2088	3.72

This question is about important activities such as working, going to school, taking care of children, doing fun things such as hobbies and sports, and spending time with friends and family.

During the past 12 months, did using prescription pain relievers cause you to give up or spend less time doing these types of important activities?

(DRPR17)  
PNRLLSACT<sup>1</sup>

Len : 2 LESS ACTIVITIES B/C OF PN RLVR USE PAST 12 MOS

	Freq	Pct
1 = Yes.....	159	0.28
2 = No.....	1984	3.53
83 = DID NOT MISUSE PAIN RELIEVERS PST 12 MOS Log assn.....	448	0.80
85 = BAD DATA Logically assigned.....	7	0.01
91 = NEVER USED/MISUSED PAIN RELIEVERS.....	50264	89.54
93 = DID NOT MISUSE PAIN RELIEVERS IN THE PAST 12 MOS.....	3033	5.40
94 = DON'T KNOW.....	12	0.02
97 = REFUSED.....	12	0.02
98 = BLANK (NO ANSWER).....	217	0.39

SUBSTANCE DEPENDENCE AND ABUSE

Sometimes people who use prescription pain relievers have serious problems at home, work or school - such as:

- neglecting their children
- missing work or school
- doing a poor job at work or school
- losing a job or dropping out of school

During the past 12 months, did using prescription pain relievers cause you to have serious problems like this either at home, work, or school?

(DRPR18)

[PNRLSERPB](#)<sup>1</sup>

Len : 2 PN RLVR CAUSE SER PRB AT HOM/WRK/SCH PST 12 MOS

	Freq	Pct
1 = Yes.....	126	0.22
2 = No.....	2017	3.59
83 = DID NOT MISUSE PAIN RELIEVERS PST 12 MOS Log assn.....	448	0.80
85 = BAD DATA Logically assigned.....	7	0.01
91 = NEVER USED/MISUSED PAIN RELIEVERS.....	50264	89.54
93 = DID NOT MISUSE PAIN RELIEVERS IN THE PAST 12 MOS.....	3033	5.40
94 = DON'T KNOW.....	7	0.01
97 = REFUSED.....	17	0.03
98 = BLANK (NO ANSWER).....	217	0.39

During the past 12 months, did you regularly use prescription pain relievers and then do something where using prescription pain relievers might have put you in physical danger?

(DRPR19)

[PNRLPDANG](#)<sup>1</sup>

Len : 2 USING PN RLVR & DO DANGEROUS ACTIVS PST 12 MOS

	Freq	Pct
1 = Yes.....	114	0.20
2 = No.....	2032	3.62
83 = DID NOT MISUSE PAIN RELIEVERS PST 12 MOS Log assn.....	448	0.80
85 = BAD DATA Logically assigned.....	7	0.01
91 = NEVER USED/MISUSED PAIN RELIEVERS.....	50264	89.54
93 = DID NOT MISUSE PAIN RELIEVERS IN THE PAST 12 MOS.....	3033	5.40
94 = DON'T KNOW.....	8	0.01
97 = REFUSED.....	13	0.02
98 = BLANK (NO ANSWER).....	217	0.39

During the past 12 months, did using prescription pain relievers cause you to do things that repeatedly got you in trouble with the law?

(DRPR20)

[PNRLLAWTR](#)<sup>1</sup>

Len : 2 USING PN RLVR CAUSE PRBS WITH LAW PAST 12 MOS

	Freq	Pct
1 = Yes.....	54	0.10
2 = No.....	2095	3.73
83 = DID NOT MISUSE PAIN RELIEVERS PST 12 MOS Log assn.....	448	0.80
85 = BAD DATA Logically assigned.....	7	0.01
91 = NEVER USED/MISUSED PAIN RELIEVERS.....	50264	89.54
93 = DID NOT MISUSE PAIN RELIEVERS IN THE PAST 12 MOS.....	3033	5.40
94 = DON'T KNOW.....	7	0.01
97 = REFUSED.....	11	0.02
98 = BLANK (NO ANSWER).....	217	0.39

During the past 12 months, did you have any problems with family or friends that were probably caused by your use of prescription pain relievers?

(DRPR21)

[PNRLFMFPB](#)<sup>1</sup>

Len : 2 USING PN RLVR CAUSE PRBS W/FAM/FRNDS PST 12 MOS

	Freq	Pct
1 = Yes.....	139	0.25
2 = No.....	2012	3.58
83 = DID NOT MISUSE PAIN RELIEVERS PST 12 MOS Log assn.....	448	0.80
85 = BAD DATA Logically assigned.....	7	0.01
91 = NEVER USED/MISUSED PAIN RELIEVERS.....	50264	89.54
93 = DID NOT MISUSE PAIN RELIEVERS IN THE PAST 12 MOS.....	3033	5.40
94 = DON'T KNOW.....	7	0.01
97 = REFUSED.....	9	0.02
98 = BLANK (NO ANSWER).....	217	0.39

SUBSTANCE DEPENDENCE AND ABUSE

Did you continue to use prescription pain relievers even though you thought this caused problems with family or friends?

*(DRPR22)*

PNRLFMCTD<sup>1</sup>

Len : 2    CONTD TO USE PN RLVR DESPITE PRBS W/FAM/FRNDS

	Freq	Pct
1 = Yes.....	107	0.19
2 = No.....	31	0.06
83 = DID NOT MISUSE PAIN RELIEVERS PST 12 MOS Log assn .....	448	0.80
85 = BAD DATA Logically assigned.....	2	0.00
91 = NEVER USED/MISUSED PAIN RELIEVERS.....	50264	89.54
93 = DID NOT MISUSE PAIN RELIEVERS IN THE PAST 12 MOS .....	3033	5.40
94 = DON'T KNOW.....	1	0.00
97 = REFUSED .....	9	0.02
98 = BLANK (NO ANSWER) .....	229	0.41
99 = LEGITIMATE SKIP.....	2012	3.58

Think about your use of prescription tranquilizers during the past 12 months as you answer these next questions. Remember, we are only interested in prescription tranquilizers that you used in any way a doctor did not direct you to.

Earlier the computer recorded that in the past 12 months you used [TRFILL2] in a way a doctor did not direct you to use [TRNUMFILL]?

During the past 12 months, was there a month or more when you spent a lot of your time getting or using prescription tranquilizers?

*(DRTR01)*

TRQLLOTM<sup>1</sup>

Len : 2    SPENT MONTH/MORE GETTING/USING TRN PAST 12 MOS

	Freq	Pct
1 = Yes.....	123	0.22
2 = No.....	1125	2.00
83 = DID NOT MISUSE TRANQUILIZERS PST 12 MOS Log assn .....	235	0.42
85 = BAD DATA Logically assigned.....	7	0.01
91 = NEVER USED/MISUSED TRANQUILIZERS.....	53375	95.08
93 = DID NOT MISUSE TRANQUILIZERS IN THE PAST 12 MOS.....	1112	1.98
94 = DON'T KNOW.....	4	0.01
97 = REFUSED .....	6	0.01
98 = BLANK (NO ANSWER) .....	149	0.27

During the past 12 months, was there a month or more when you spent a lot of your time getting over the effects of the prescription tranquilizers you used?

*(DRTR02)*

TRQLGTOVR<sup>1</sup>

Len : 2    MONTH+ SPENT GETTING OVER TRN EFFECTS PST 12 MOS

	Freq	Pct
1 = Yes.....	21	0.04
2 = No.....	1106	1.97
83 = DID NOT MISUSE TRANQUILIZERS PST 12 MOS Log assn .....	235	0.42
85 = BAD DATA Logically assigned.....	4	0.01
91 = NEVER USED/MISUSED TRANQUILIZERS.....	53375	95.08
93 = DID NOT MISUSE TRANQUILIZERS IN THE PAST 12 MOS.....	1112	1.98
94 = DON'T KNOW.....	3	0.01
97 = REFUSED .....	5	0.01
98 = BLANK (NO ANSWER) .....	152	0.27
99 = LEGITIMATE SKIP.....	123	0.22

During the past 12 months, did you try to set limits on how often or how much prescription tranquilizers you would use?

*(DRTR04)*

TRQLLIMIT<sup>1</sup>

Len : 2    SET LIMITS ON TRANQUILIZER USE PAST 12 MONTHS

	Freq	Pct
1 = Yes.....	311	0.55
2 = No.....	937	1.67
83 = DID NOT MISUSE TRANQUILIZERS PST 12 MOS Log assn .....	235	0.42
85 = BAD DATA Logically assigned.....	7	0.01
91 = NEVER USED/MISUSED TRANQUILIZERS.....	53375	95.08
93 = DID NOT MISUSE TRANQUILIZERS IN THE PAST 12 MOS.....	1112	1.98
94 = DON'T KNOW.....	4	0.01
97 = REFUSED .....	6	0.01
98 = BLANK (NO ANSWER) .....	149	0.27

SUBSTANCE DEPENDENCE AND ABUSE

Were you able to keep to the limits you set, or did you often use prescription tranquilizers more than you intended to?

(DRTR05)

TRQLKPLMT<sup>1</sup>

Len : 2 ABLE TO KEEP LIMITS OR USE MORE TRN PAST 12 MOS

	Freq	Pct
1 = Usually kept to the limits set.....	263	0.47
2 = Often used more than intended .....	48	0.09
83 = DID NOT MISUSE TRANQUILIZERS PST 12 MOS Log assn .....	235	0.42
85 = BAD DATA Logically assigned.....	3	0.01
91 = NEVER USED/MISUSED TRANQUILIZERS .....	53375	95.08
93 = DID NOT MISUSE TRANQUILIZERS IN THE PAST 12 MOS.....	1112	1.98
97 = REFUSED .....	6	0.01
98 = BLANK (NO ANSWER) .....	157	0.28
99 = LEGITIMATE SKIP.....	937	1.67

During the past 12 months, did you need to use more prescription tranquilizers than you used to in order to get the effect you wanted?

(DRTR06)

TRQLNDMOR<sup>1</sup>

Len : 2 NEEDED MORE TRN TO GET SAME EFFECT PST 12 MOS

	Freq	Pct
1 = Yes.....	144	0.26
2 = No.....	1105	1.97
83 = DID NOT MISUSE TRANQUILIZERS PST 12 MOS Log assn .....	235	0.42
85 = BAD DATA Logically assigned.....	7	0.01
91 = NEVER USED/MISUSED TRANQUILIZERS .....	53375	95.08
93 = DID NOT MISUSE TRANQUILIZERS IN THE PAST 12 MOS.....	1112	1.98
94 = DON'T KNOW .....	3	0.01
97 = REFUSED .....	6	0.01
98 = BLANK (NO ANSWER) .....	149	0.27

During the past 12 months, did you notice that using the same amount of prescription tranquilizers had less effect on you than it used to?

(DRTR07)

TRQLLSEFT<sup>1</sup>

Len : 2 USING SAME AMT TRN HAD LESS EFFECT PAST 12 MOS

	Freq	Pct
1 = Yes.....	50	0.09
2 = No.....	1049	1.87
83 = DID NOT MISUSE TRANQUILIZERS PST 12 MOS Log assn .....	235	0.42
85 = BAD DATA Logically assigned.....	4	0.01
91 = NEVER USED/MISUSED TRANQUILIZERS .....	53375	95.08
93 = DID NOT MISUSE TRANQUILIZERS IN THE PAST 12 MOS.....	1112	1.98
94 = DON'T KNOW .....	7	0.01
97 = REFUSED .....	8	0.01
98 = BLANK (NO ANSWER) .....	152	0.27
99 = LEGITIMATE SKIP.....	144	0.26

During the past 12 months, did you want to or try to cut down or stop using prescription tranquilizers?

(DRTR08)

TRQLCUTDN<sup>1</sup>

Len : 2 WANT/TRY TO CUT DOWN/STOP USING TRN PAST 12 MOS

	Freq	Pct
1 = Yes.....	380	0.68
2 = No.....	865	1.54
83 = DID NOT MISUSE TRANQUILIZERS PST 12 MOS Log assn .....	235	0.42
85 = BAD DATA Logically assigned.....	6	0.01
91 = NEVER USED/MISUSED TRANQUILIZERS .....	53375	95.08
93 = DID NOT MISUSE TRANQUILIZERS IN THE PAST 12 MOS.....	1112	1.98
94 = DON'T KNOW .....	5	0.01
97 = REFUSED .....	8	0.01
98 = BLANK (NO ANSWER) .....	150	0.27

SUBSTANCE DEPENDENCE AND ABUSE

During the past 12 months, were you able to cut down or stop using prescription tranquilizers every time you wanted to or tried to?

(DRTR09)

TRQLCUTEV<sup>1</sup>

Len : 2 ABLE TO CUT/STOP USING TRN EVERY TIME PAST 12 MOS

	Freq	Pct
1 = Yes.....	338	0.60
2 = No.....	42	0.07
83 = DID NOT MISUSE TRANQUILIZERS PST 12 MOS Log assn .....	235	0.42
85 = BAD DATA Logically assigned.....	3	0.01
91 = NEVER USED/MISUSED TRANQUILIZERS .....	53375	95.08
93 = DID NOT MISUSE TRANQUILIZERS IN THE PAST 12 MOS.....	1112	1.98
97 = REFUSED .....	8	0.01
98 = BLANK (NO ANSWER) .....	158	0.28
99 = LEGITIMATE SKIP.....	865	1.54

During the past 12 months, did you have any problems with your emotions, nerves, or mental health that were probably caused or made worse by your use of prescription tranquilizers?

(DRTR13)

TRQLEMOPB<sup>1</sup>

Len : 2 TRN CAUSE PRBS WITH EMOT/NERVES PAST 12 MOS

	Freq	Pct
1 = Yes.....	132	0.24
2 = No.....	1116	1.99
83 = DID NOT MISUSE TRANQUILIZERS PST 12 MOS Log assn .....	235	0.42
85 = BAD DATA Logically assigned.....	6	0.01
91 = NEVER USED/MISUSED TRANQUILIZERS .....	53375	95.08
93 = DID NOT MISUSE TRANQUILIZERS IN THE PAST 12 MOS.....	1112	1.98
94 = DON'T KNOW .....	5	0.01
97 = REFUSED .....	5	0.01
98 = BLANK (NO ANSWER) .....	150	0.27

Did you continue to use prescription tranquilizers even though you thought this was causing you to have problems with your emotions, nerves, or mental health?

(DRTR14)

TRQLEMCTD<sup>1</sup>

Len : 2 CONTD TO USE TRN DESPITE EMOT PRBS

	Freq	Pct
1 = Yes.....	78	0.14
2 = No.....	54	0.10
83 = DID NOT MISUSE TRANQUILIZERS PST 12 MOS Log assn .....	235	0.42
85 = BAD DATA Logically assigned.....	2	0.00
91 = NEVER USED/MISUSED TRANQUILIZERS .....	53375	95.08
93 = DID NOT MISUSE TRANQUILIZERS IN THE PAST 12 MOS.....	1112	1.98
97 = REFUSED .....	5	0.01
98 = BLANK (NO ANSWER) .....	159	0.28
99 = LEGITIMATE SKIP.....	1116	1.99

During the past 12 months, did you have any physical health problems that were probably caused or made worse by your use of prescription tranquilizers?

(DRTR15)

TRQLPHLPB<sup>1</sup>

Len : 2 ANY PHYS PRBS CAUSED/WORSND BY TRN PST 12 MOS

	Freq	Pct
1 = Yes.....	23	0.04
2 = No.....	1146	2.04
83 = DID NOT MISUSE TRANQUILIZERS PST 12 MOS Log assn .....	235	0.42
85 = BAD DATA Logically assigned.....	4	0.01
91 = NEVER USED/MISUSED TRANQUILIZERS .....	53375	95.08
93 = DID NOT MISUSE TRANQUILIZERS IN THE PAST 12 MOS.....	1112	1.98
94 = DON'T KNOW .....	4	0.01
97 = REFUSED .....	7	0.01
98 = BLANK (NO ANSWER) .....	152	0.27
99 = LEGITIMATE SKIP.....	78	0.14

SUBSTANCE DEPENDENCE AND ABUSE

Did you continue to use prescription tranquilizers even though you thought this was causing you to have physical problems?

(DRTR16)

TRQLPHCTD<sup>1</sup>

Len : 2 CONTD TO USE TRN DESPITE PHYS PRBS

	Freq	Pct
1 = Yes.....	4	0.01
2 = No.....	19	0.03
83 = DID NOT MISUSE TRANQUILIZERS PST 12 MOS Log assn .....	235	0.42
91 = NEVER USED/MISUSED TRANQUILIZERS .....	53375	95.08
93 = DID NOT MISUSE TRANQUILIZERS IN THE PAST 12 MOS.....	1112	1.98
97 = REFUSED .....	7	0.01
98 = BLANK (NO ANSWER) .....	160	0.29
99 = LEGITIMATE SKIP.....	1224	2.18

This question is about important activities such as working, going to school, taking care of children, doing fun things such as hobbies and sports, and spending time with friends and family.

During the past 12 months, did using prescription tranquilizers cause you to give up or spend less time doing these types of important activities?

(DRTR17)

TRQLLSACT<sup>1</sup>

Len : 2 LESS ACTIVITIES B/C OF TRN USE PAST 12 MOS

	Freq	Pct
1 = Yes.....	101	0.18
2 = No.....	1145	2.04
83 = DID NOT MISUSE TRANQUILIZERS PST 12 MOS Log assn .....	235	0.42
85 = BAD DATA Logically assigned.....	6	0.01
91 = NEVER USED/MISUSED TRANQUILIZERS .....	53375	95.08
93 = DID NOT MISUSE TRANQUILIZERS IN THE PAST 12 MOS.....	1112	1.98
94 = DON'T KNOW.....	5	0.01
97 = REFUSED .....	7	0.01
98 = BLANK (NO ANSWER) .....	150	0.27

Sometimes people who use prescription tranquilizers have serious problems at home, work or school - such as:

- neglecting their children
- missing work or school
- doing a poor job at work or school
- losing a job or dropping out of school

During the past 12 months, did using prescription tranquilizers cause you to have serious problems like this either at home, work, or school?

(DRTR18)

TRQLSERPB<sup>1</sup>

Len : 2 TRN CAUSE SERS PRBS AT HOME/WORK/SCH PST 12 MOS

	Freq	Pct
1 = Yes.....	85	0.15
2 = No.....	1161	2.07
83 = DID NOT MISUSE TRANQUILIZERS PST 12 MOS Log assn .....	235	0.42
85 = BAD DATA Logically assigned.....	6	0.01
91 = NEVER USED/MISUSED TRANQUILIZERS .....	53375	95.08
93 = DID NOT MISUSE TRANQUILIZERS IN THE PAST 12 MOS.....	1112	1.98
94 = DON'T KNOW.....	6	0.01
97 = REFUSED .....	6	0.01
98 = BLANK (NO ANSWER) .....	150	0.27

During the past 12 months, did you regularly use prescription tranquilizers and then do something where using prescription tranquilizers might have put you in physical danger?

(DRTR19)

TRQLPDANG<sup>1</sup>

Len : 2 USING TRN AND DO DANGEROUS ACTIVITIES PST 12 MOS

	Freq	Pct
1 = Yes.....	80	0.14
2 = No.....	1167	2.08
83 = DID NOT MISUSE TRANQUILIZERS PST 12 MOS Log assn .....	235	0.42
85 = BAD DATA Logically assigned.....	6	0.01
91 = NEVER USED/MISUSED TRANQUILIZERS .....	53375	95.08
93 = DID NOT MISUSE TRANQUILIZERS IN THE PAST 12 MOS.....	1112	1.98
94 = DON'T KNOW.....	6	0.01
97 = REFUSED .....	5	0.01
98 = BLANK (NO ANSWER) .....	150	0.27

SUBSTANCE DEPENDENCE AND ABUSE

During the past 12 months, did using prescription tranquilizers cause you to do things that repeatedly got you in trouble with the law?

(DRTR20)

TRQLLAWPR<sup>1</sup>

Len : 2 USING TRN CAUSE PRBS WITH LAW PAST 12 MOS

	Freq	Pct
1 = Yes.....	25	0.04
2 = No.....	1223	2.18
83 = DID NOT MISUSE TRANQUILIZERS PST 12 MOS Log assn .....	235	0.42
85 = BAD DATA Logically assigned.....	6	0.01
91 = NEVER USED/MISUSED TRANQUILIZERS .....	53375	95.08
93 = DID NOT MISUSE TRANQUILIZERS IN THE PAST 12 MOS.....	1112	1.98
94 = DON'T KNOW.....	5	0.01
97 = REFUSED .....	5	0.01
98 = BLANK (NO ANSWER) .....	150	0.27

During the past 12 months, did you have any problems with family or friends that were probably caused by your use of prescription tranquilizers?

(DRTR21)

TRQLFMFPR<sup>1</sup>

Len : 2 USING TRN CAUSE PRBS W/FAMILY/FRIENDS PST 12 MOS

	Freq	Pct
1 = Yes.....	77	0.14
2 = No.....	1172	2.09
83 = DID NOT MISUSE TRANQUILIZERS PST 12 MOS Log assn .....	235	0.42
85 = BAD DATA Logically assigned.....	6	0.01
91 = NEVER USED/MISUSED TRANQUILIZERS .....	53375	95.08
93 = DID NOT MISUSE TRANQUILIZERS IN THE PAST 12 MOS.....	1112	1.98
94 = DON'T KNOW.....	5	0.01
97 = REFUSED .....	4	0.01
98 = BLANK (NO ANSWER) .....	150	0.27

Did you continue to use prescription tranquilizers even though you thought this caused problems with family or friends?

(DRTR22)

TRQLFMCTD<sup>1</sup>

Len : 2 CONTD TO USE TRN DESPITE PRBS W/ FAM/FRNDS

	Freq	Pct
1 = Yes.....	52	0.09
2 = No.....	25	0.04
83 = DID NOT MISUSE TRANQUILIZERS PST 12 MOS Log assn .....	235	0.42
85 = BAD DATA Logically assigned.....	3	0.01
91 = NEVER USED/MISUSED TRANQUILIZERS .....	53375	95.08
93 = DID NOT MISUSE TRANQUILIZERS IN THE PAST 12 MOS.....	1112	1.98
97 = REFUSED .....	4	0.01
98 = BLANK (NO ANSWER) .....	158	0.28
99 = LEGITIMATE SKIP.....	1172	2.09

Think about your use of prescription stimulants during the past 12 months as you answer these next questions. Remember, we are only interested in your use of prescription stimulants that you used in a way a doctor did not direct you to.

Earlier the computer recorded that in the past 12 months you used [STFILL2] in a way a doctor did not direct you to use [STNUMFILL]?

During the past 12 months, was there a month or more when you spent a lot of your time getting or using prescription stimulants?

(DRST01)

STIMLOTTM<sup>1</sup>

Len : 2 SPENT MONTH/MORE GETTING/USING STM PAST 12 MOS

	Freq	Pct
1 = Yes.....	161	0.29
2 = No.....	1302	2.32
83 = DID NOT MISUSE STIMULANTS PST 12 MOS Log assn .....	135	0.24
85 = BAD DATA Logically assigned.....	3	0.01
91 = NEVER USED/MISUSED STIMULANTS .....	53093	94.58
93 = DID NOT MISUSE STIMULANTS IN THE PAST 12 MOS.....	1294	2.31
97 = REFUSED .....	4	0.01
98 = BLANK (NO ANSWER) .....	144	0.26



SUBSTANCE DEPENDENCE AND ABUSE

During the past 12 months, was there a month or more when you spent a lot of your time getting over the effects of the prescription stimulants you used?

(DRST02)

STIMGTOVR<sup>1</sup>

Len : 2 MONTH+ SPENT GETTING OVER STM EFFECTS PST 12 MOS

	Freq	Pct
1 = Yes.....	29	0.05
2 = No.....	1272	2.27
83 = DID NOT MISUSE STIMULANTS PST 12 MOS Log assn .....	135	0.24
85 = BAD DATA Logically assigned.....	2	0.00
91 = NEVER USED/MISUSED STIMULANTS .....	53093	94.58
93 = DID NOT MISUSE STIMULANTS IN THE PAST 12 MOS.....	1294	2.31
94 = DON'T KNOW.....	1	0.00
97 = REFUSED .....	4	0.01
98 = BLANK (NO ANSWER) .....	145	0.26
99 = LEGITIMATE SKIP.....	161	0.29

During the past 12 months, did you try to set limits on how often or how much prescription stimulants you would use?

(DRST04)

STIMLIMIT<sup>1</sup>

Len : 2 SET LIMITS ON STIMULANT USE PAST 12 MONTHS

	Freq	Pct
1 = Yes.....	345	0.61
2 = No.....	1116	1.99
83 = DID NOT MISUSE STIMULANTS PST 12 MOS Log assn .....	135	0.24
85 = BAD DATA Logically assigned.....	3	0.01
91 = NEVER USED/MISUSED STIMULANTS .....	53093	94.58
93 = DID NOT MISUSE STIMULANTS IN THE PAST 12 MOS.....	1294	2.31
94 = DON'T KNOW.....	2	0.00
97 = REFUSED .....	4	0.01
98 = BLANK (NO ANSWER) .....	144	0.26

Were you able to keep to the limits you set, or did you often use prescription stimulants more than you intended to?

(DRST05)

STIMKPLMT<sup>1</sup>

Len : 2 ABLE TO KEEP LIMITS OR USE MORE STM PAST 12 MOS

	Freq	Pct
1 = Usually kept to the limits set.....	295	0.53
2 = Often used more than intended .....	50	0.09
83 = DID NOT MISUSE STIMULANTS PST 12 MOS Log assn .....	135	0.24
85 = BAD DATA Logically assigned.....	2	0.00
91 = NEVER USED/MISUSED STIMULANTS .....	53093	94.58
93 = DID NOT MISUSE STIMULANTS IN THE PAST 12 MOS.....	1294	2.31
97 = REFUSED .....	4	0.01
98 = BLANK (NO ANSWER) .....	147	0.26
99 = LEGITIMATE SKIP.....	1116	1.99

During the past 12 months, did you need to use more prescription stimulants than you used to in order to get the effect you wanted?

(DRST06)

STIMNDMOR<sup>1</sup>

Len : 2 NEEDED MORE STM TO GET SAME EFFECT PST 12 MOS

	Freq	Pct
1 = Yes.....	171	0.30
2 = No.....	1290	2.30
83 = DID NOT MISUSE STIMULANTS PST 12 MOS Log assn .....	135	0.24
85 = BAD DATA Logically assigned.....	3	0.01
91 = NEVER USED/MISUSED STIMULANTS .....	53093	94.58
93 = DID NOT MISUSE STIMULANTS IN THE PAST 12 MOS.....	1294	2.31
94 = DON'T KNOW.....	2	0.00
97 = REFUSED .....	4	0.01
98 = BLANK (NO ANSWER) .....	144	0.26

SUBSTANCE DEPENDENCE AND ABUSE

During the past 12 months, did you notice that using the same amount of prescription stimulants had less effect on you than it used to?

(DRST07)  
STIMLSEFX<sup>1</sup>

	Freq	Pct
Len : 2 USING SAME AMT STM HAD LESS EFFECT PAST 12 MOS		
1 = Yes.....	64	0.11
2 = No.....	1226	2.18
83 = DID NOT MISUSE STIMULANTS PST 12 MOS Log assn .....	135	0.24
85 = BAD DATA Logically assigned.....	1	0.00
91 = NEVER USED/MISUSED STIMULANTS .....	53093	94.58
93 = DID NOT MISUSE STIMULANTS IN THE PAST 12 MOS.....	1294	2.31
94 = DON'T KNOW.....	2	0.00
97 = REFUSED .....	4	0.01
98 = BLANK (NO ANSWER) .....	146	0.26
99 = LEGITIMATE SKIP.....	171	0.30

During the past 12 months, did you want to or try to cut down or stop using prescription stimulants?

(DRST08)  
STIMCUTDN<sup>1</sup>

	Freq	Pct
Len : 2 WANT/TRY TO CUT DOWN/STOP USING STM PAST 12 MOS		
1 = Yes.....	409	0.73
2 = No.....	1048	1.87
83 = DID NOT MISUSE STIMULANTS PST 12 MOS Log assn .....	135	0.24
85 = BAD DATA Logically assigned.....	3	0.01
91 = NEVER USED/MISUSED STIMULANTS .....	53093	94.58
93 = DID NOT MISUSE STIMULANTS IN THE PAST 12 MOS.....	1294	2.31
94 = DON'T KNOW.....	4	0.01
97 = REFUSED .....	6	0.01
98 = BLANK (NO ANSWER) .....	144	0.26

During the past 12 months, were you able to cut down or stop using prescription stimulants every time you wanted to or tried to?

(DRST09)  
STIMCUTEV<sup>1</sup>

	Freq	Pct
Len : 2 ABLE TO CUT/STOP USING STM EVERY TIME PAST 12 MOS		
1 = Yes.....	354	0.63
2 = No.....	53	0.09
83 = DID NOT MISUSE STIMULANTS PST 12 MOS Log assn .....	135	0.24
85 = BAD DATA Logically assigned.....	2	0.00
91 = NEVER USED/MISUSED STIMULANTS .....	53093	94.58
93 = DID NOT MISUSE STIMULANTS IN THE PAST 12 MOS.....	1294	2.31
94 = DON'T KNOW.....	1	0.00
97 = REFUSED .....	7	0.01
98 = BLANK (NO ANSWER) .....	149	0.27
99 = LEGITIMATE SKIP.....	1048	1.87

During the past 12 months, did you cut down or stop using prescription stimulants at least one time?

(DRST10)  
STIMCUTIX<sup>1</sup>

	Freq	Pct
Len : 2 CUT DOWN OR STOP USING STM AT LEAST 1X PST 12 MOS		
1 = Yes.....	287	0.51
2 = No.....	812	1.45
83 = DID NOT MISUSE STIMULANTS PST 12 MOS Log assn .....	135	0.24
85 = BAD DATA Logically assigned.....	1	0.00
91 = NEVER USED/MISUSED STIMULANTS .....	53093	94.58
93 = DID NOT MISUSE STIMULANTS IN THE PAST 12 MOS.....	1294	2.31
94 = DON'T KNOW.....	7	0.01
97 = REFUSED .....	7	0.01
98 = BLANK (NO ANSWER) .....	146	0.26
99 = LEGITIMATE SKIP.....	354	0.63

SUBSTANCE DEPENDENCE AND ABUSE

During the past 12 months, have you felt kind of blue or down when you cut down or stopped using prescription stimulants?

*(DRST10A)*

STIMFLBLU<sup>1</sup>

Len : 2 WHEN CUT DOWN ON STM, FELT BLUE PAST 12 MONTHS

	Freq	Pct
1 = Yes.....	159	0.28
2 = No.....	481	0.86
83 = DID NOT MISUSE STIMULANTS PST 12 MOS Log assn .....	135	0.24
85 = BAD DATA Logically assigned.....	2	0.00
91 = NEVER USED/MISUSED STIMULANTS .....	53093	94.58
93 = DID NOT MISUSE STIMULANTS IN THE PAST 12 MOS.....	1294	2.31
94 = DON'T KNOW.....	1	0.00
97 = REFUSED .....	7	0.01
98 = BLANK (NO ANSWER) .....	152	0.27
99 = LEGITIMATE SKIP.....	812	1.45

Please look at the symptoms listed below. During the past 12 months, did you have 2 or more of these symptoms after you cut back or stopped using prescription stimulants?

- Feeling tired or exhausted
- Having bad dreams
- Having trouble sleeping or sleeping more than you normally do
- Feeling hungry more often
- Feeling either very slowed down or like you couldn't sit still

*(DRST11)*

STIMWWD2SX<sup>1</sup>

Len : 2 HAD 2+ STM WITHDRAWAL SYMPTOMS PST 12 MOS

	Freq	Pct
1 = Yes.....	130	0.23
2 = No.....	28	0.05
83 = DID NOT MISUSE STIMULANTS PST 12 MOS Log assn .....	135	0.24
85 = BAD DATA Logically assigned.....	2	0.00
91 = NEVER USED/MISUSED STIMULANTS .....	53093	94.58
93 = DID NOT MISUSE STIMULANTS IN THE PAST 12 MOS.....	1294	2.31
94 = DON'T KNOW.....	1	0.00
97 = REFUSED .....	7	0.01
98 = BLANK (NO ANSWER) .....	153	0.27
99 = LEGITIMATE SKIP.....	1293	2.30

Please look at the symptoms listed below. During the past 12 months, did you have 2 or more of these symptoms at the same time that lasted for longer than a day after you cut back or stopped using prescription stimulants?

- Feeling tired or exhausted
- Having bad dreams
- Having trouble sleeping or sleeping more than you normally do
- Feeling hungry more often
- Feeling either very slowed down or like you couldn't sit still

*(DRST12)*

STIMWDSMT<sup>1</sup>

Len : 2 HAD 2+ STM WDRAW SYM AT SAME TIME PAST 12 MOS

	Freq	Pct
1 = Yes.....	99	0.18
2 = No.....	30	0.05
83 = DID NOT MISUSE STIMULANTS PST 12 MOS Log assn .....	135	0.24
85 = BAD DATA Logically assigned.....	1	0.00
91 = NEVER USED/MISUSED STIMULANTS .....	53093	94.58
93 = DID NOT MISUSE STIMULANTS IN THE PAST 12 MOS.....	1294	2.31
97 = REFUSED .....	8	0.01
98 = BLANK (NO ANSWER) .....	155	0.28
99 = LEGITIMATE SKIP.....	1321	2.35

SUBSTANCE DEPENDENCE AND ABUSE

During the past 12 months, did you have any problems with your emotions, nerves, or mental health that were probably caused or made worse by your use of prescription stimulants?

(DRST13)

STIMEMOPB<sup>1</sup>

Len : 2 STM CAUSE PRBS WITH EMOT/NERVES PAST 12 MOS

	Freq	Pct
1 = Yes.....	172	0.31
2 = No.....	1286	2.29
83 = DID NOT MISUSE STIMULANTS PST 12 MOS Log assn .....	135	0.24
85 = BAD DATA Logically assigned.....	3	0.01
91 = NEVER USED/MISUSED STIMULANTS .....	53093	94.58
93 = DID NOT MISUSE STIMULANTS IN THE PAST 12 MOS.....	1294	2.31
94 = DON'T KNOW.....	5	0.01
97 = REFUSED .....	4	0.01
98 = BLANK (NO ANSWER) .....	144	0.26

Did you continue to use prescription stimulants even though you thought this was causing you to have problems with your emotions, nerves, or mental health?

(DRST14)

STIMEMCTD<sup>1</sup>

Len : 2 CONTD TO USE STM DESPITE EMOT PRBS

	Freq	Pct
1 = Yes.....	108	0.19
2 = No.....	64	0.11
83 = DID NOT MISUSE STIMULANTS PST 12 MOS Log assn .....	135	0.24
85 = BAD DATA Logically assigned.....	1	0.00
91 = NEVER USED/MISUSED STIMULANTS .....	53093	94.58
93 = DID NOT MISUSE STIMULANTS IN THE PAST 12 MOS.....	1294	2.31
97 = REFUSED .....	4	0.01
98 = BLANK (NO ANSWER) .....	151	0.27
99 = LEGITIMATE SKIP.....	1286	2.29

During the past 12 months, did you have any physical health problems that were probably caused or made worse by your use of prescription stimulants?

(DRST15)

STIMPHLPB<sup>1</sup>

Len : 2 ANY PHYS PRBS CAUSED/WORSND BY STM PST 12 MOS

	Freq	Pct
1 = Yes.....	40	0.07
2 = No.....	1312	2.34
83 = DID NOT MISUSE STIMULANTS PST 12 MOS Log assn .....	135	0.24
85 = BAD DATA Logically assigned.....	2	0.00
91 = NEVER USED/MISUSED STIMULANTS .....	53093	94.58
93 = DID NOT MISUSE STIMULANTS IN THE PAST 12 MOS.....	1294	2.31
94 = DON'T KNOW.....	4	0.01
97 = REFUSED .....	3	0.01
98 = BLANK (NO ANSWER) .....	145	0.26
99 = LEGITIMATE SKIP.....	108	0.19

Did you continue to use prescription stimulants even though this was causing you to have physical problems?

(DRST16)

STIMPHCTD<sup>1</sup>

Len : 2 CONTD TO USE STM DESPITE PHYS PRBS

	Freq	Pct
1 = Yes.....	14	0.02
2 = No.....	25	0.04
83 = DID NOT MISUSE STIMULANTS PST 12 MOS Log assn .....	135	0.24
91 = NEVER USED/MISUSED STIMULANTS .....	53093	94.58
93 = DID NOT MISUSE STIMULANTS IN THE PAST 12 MOS.....	1294	2.31
97 = REFUSED .....	4	0.01
98 = BLANK (NO ANSWER) .....	151	0.27
99 = LEGITIMATE SKIP.....	1420	2.53

SUBSTANCE DEPENDENCE AND ABUSE

This question is about important activities such as working, going to school, taking care of children, doing fun things such as hobbies and sports, and spending time with friends and family.

During the past 12 months, did using prescription stimulants cause you to give up or spend less time doing these types of important activities?

(DRST17)

STIMLSACT<sup>1</sup>

Len : 2 LESS ACTIVITIES B/C OF STM USE PAST 12 MOS

	Freq	Pct
1 = Yes.....	57	0.10
2 = No.....	1402	2.50
83 = DID NOT MISUSE STIMULANTS PST 12 MOS Log assn .....	135	0.24
85 = BAD DATA Logically assigned.....	3	0.01
91 = NEVER USED/MISUSED STIMULANTS .....	53093	94.58
93 = DID NOT MISUSE STIMULANTS IN THE PAST 12 MOS.....	1294	2.31
94 = DON'T KNOW.....	3	0.01
97 = REFUSED .....	5	0.01
98 = BLANK (NO ANSWER) .....	144	0.26

Sometimes people who use prescription stimulants have serious problems at home, work or school - such as:

- neglecting their children
- missing work or school
- doing a poor job at work or school
- losing a job or dropping out of school

During the past 12 months, did using prescription stimulants cause you to have serious problems like this either at home, work, or school?

(DRST18)

STIMSERPB<sup>1</sup>

Len : 2 STM CAUSE SERS PRBS AT HOME/WORK/SCH PST 12 MOS

	Freq	Pct
1 = Yes.....	49	0.09
2 = No.....	1411	2.51
83 = DID NOT MISUSE STIMULANTS PST 12 MOS Log assn .....	135	0.24
85 = BAD DATA Logically assigned.....	3	0.01
91 = NEVER USED/MISUSED STIMULANTS .....	53093	94.58
93 = DID NOT MISUSE STIMULANTS IN THE PAST 12 MOS.....	1294	2.31
94 = DON'T KNOW.....	2	0.00
97 = REFUSED .....	5	0.01
98 = BLANK (NO ANSWER) .....	144	0.26

During the past 12 months, did you regularly use prescription stimulants and then do something where using prescription stimulants might have put you in physical danger?

(DRST19)

STIMPDANG<sup>1</sup>

Len : 2 USING STM AND DO DANGEROUS ACTIVITIES PST 12 MOS

	Freq	Pct
1 = Yes.....	51	0.09
2 = No.....	1410	2.51
83 = DID NOT MISUSE STIMULANTS PST 12 MOS Log assn .....	135	0.24
85 = BAD DATA Logically assigned.....	3	0.01
91 = NEVER USED/MISUSED STIMULANTS .....	53093	94.58
93 = DID NOT MISUSE STIMULANTS IN THE PAST 12 MOS.....	1294	2.31
94 = DON'T KNOW.....	1	0.00
97 = REFUSED .....	5	0.01
98 = BLANK (NO ANSWER) .....	144	0.26

During the past 12 months, did using prescription stimulants cause you to do things that repeatedly got you in trouble with the law?

(DRST20)

STIMLAWTR<sup>1</sup>

Len : 2 USING STM CAUSE PRBS WITH LAW PAST 12 MOS

	Freq	Pct
1 = Yes.....	24	0.04
2 = No.....	1437	2.56
83 = DID NOT MISUSE STIMULANTS PST 12 MOS Log assn .....	135	0.24
85 = BAD DATA Logically assigned.....	3	0.01
91 = NEVER USED/MISUSED STIMULANTS .....	53093	94.58
93 = DID NOT MISUSE STIMULANTS IN THE PAST 12 MOS.....	1294	2.31
94 = DON'T KNOW.....	1	0.00
97 = REFUSED .....	5	0.01
98 = BLANK (NO ANSWER) .....	144	0.26

SUBSTANCE DEPENDENCE AND ABUSE

During the past 12 months, did you have any problems with family or friends that were probably caused by your use of prescription stimulants?

(DRST21)

STIMFMFPB<sup>1</sup>

Len : 2 USING STM CAUSE PRBS W/FAMILY/FRIENDS PST 12 MOS

	Freq	Pct
1 = Yes.....	63	0.11
2 = No.....	1398	2.49
83 = DID NOT MISUSE STIMULANTS PST 12 MOS Log assn .....	135	0.24
85 = BAD DATA Logically assigned.....	3	0.01
91 = NEVER USED/MISUSED STIMULANTS .....	53093	94.58
93 = DID NOT MISUSE STIMULANTS IN THE PAST 12 MOS.....	1294	2.31
94 = DON'T KNOW.....	1	0.00
97 = REFUSED .....	5	0.01
98 = BLANK (NO ANSWER) .....	144	0.26

Did you continue to use prescription stimulants even though you thought this caused problems with family or friends?

(DRST22)

STIMFMCTD<sup>1</sup>

Len : 2 CONTD TO USE STM DESPITE PRBS W/ FAM/FRNDS

	Freq	Pct
1 = Yes.....	43	0.08
2 = No.....	19	0.03
83 = DID NOT MISUSE STIMULANTS PST 12 MOS Log assn .....	135	0.24
85 = BAD DATA Logically assigned.....	1	0.00
91 = NEVER USED/MISUSED STIMULANTS .....	53093	94.58
93 = DID NOT MISUSE STIMULANTS IN THE PAST 12 MOS.....	1294	2.31
97 = REFUSED .....	6	0.01
98 = BLANK (NO ANSWER) .....	147	0.26
99 = LEGITIMATE SKIP.....	1398	2.49

Think about your use of prescription sedatives during the past 12 months as you answer these next questions. Remember, we are only interested in your use of prescription sedatives that you used in a way a doctor did not direct you to.

Earlier the computer recorded that in the past 12 months you used [SVFILL2] in a way a doctor did not direct you to use [SVNUMFILL]?

During the past 12 months, was there a month or more when you spent a lot of your time getting or using prescription sedatives?

(DRSV01)

SEDVLOTM<sup>1</sup>

Len : 2 SPENT MONTH/MORE GETTING/USING SED PAST 12 MOS

	Freq	Pct
1 = Yes.....	21	0.04
2 = No.....	204	0.36
83 = DID NOT MISUSE SEDATIVES PST 12 MOS Log assn.....	190	0.34
85 = BAD DATA Logically assigned.....	5	0.01
91 = NEVER USED/MISUSED SEDATIVES.....	54743	97.52
93 = DID NOT MISUSE SEDATIVES PST 12 MOS.....	807	1.44
94 = DON'T KNOW.....	1	0.00
98 = BLANK (NO ANSWER) .....	165	0.29

During the past 12 months, was there a month or more when you spent a lot of your time getting over the effects of the prescription sedatives you used?

(DRSV02)

SEDVGTQVR<sup>1</sup>

Len : 2 MONTH+ SPENT GETTING OVER SED EFFECTS PST 12 MOS

	Freq	Pct
1 = Yes.....	5	0.01
2 = No.....	199	0.35
83 = DID NOT MISUSE SEDATIVES PST 12 MOS Log assn.....	190	0.34
85 = BAD DATA Logically assigned.....	2	0.00
91 = NEVER USED/MISUSED SEDATIVES .....	54743	97.52
93 = DID NOT MISUSE SEDATIVES PST 12 MOS.....	807	1.44
94 = DON'T KNOW.....	1	0.00
98 = BLANK (NO ANSWER) .....	168	0.30
99 = LEGITIMATE SKIP.....	21	0.04

SUBSTANCE DEPENDENCE AND ABUSE

During the past 12 months, did you try to set limits on how often or how much prescription sedatives you would use?

(DRSV04)

SEDVLIMIT<sup>1</sup>

Len : 2 SET LIMITS ON SEDATIVE USE PAST 12 MONTHS

	Freq	Pct
1 = Yes.....	61	0.11
2 = No.....	165	0.29
83 = DID NOT MISUSE SEDATIVES PST 12 MOS Log assn.....	190	0.34
85 = BAD DATA Logically assigned.....	5	0.01
91 = NEVER USED/MISUSED SEDATIVES.....	54743	97.52
93 = DID NOT MISUSE SEDATIVES PST 12 MOS.....	807	1.44
98 = BLANK (NO ANSWER).....	165	0.29

Were you able to keep to the limits you set, or did you often use prescription sedatives more than you intended to?

(DRSV05)

SEDKPLMT<sup>1</sup>

Len : 2 ABLE TO KEEP LIMITS OR USE MORE SED PAST 12 MOS

	Freq	Pct
1 = Usually kept to the limits set.....	48	0.09
2 = Often used more than intended.....	13	0.02
83 = DID NOT MISUSE SEDATIVES PST 12 MOS Log assn.....	190	0.34
85 = BAD DATA Logically assigned.....	3	0.01
91 = NEVER USED/MISUSED SEDATIVES.....	54743	97.52
93 = DID NOT MISUSE SEDATIVES PST 12 MOS.....	807	1.44
98 = BLANK (NO ANSWER).....	167	0.30
99 = LEGITIMATE SKIP.....	165	0.29

During the past 12 months, did you need to use more prescription sedatives than you used to in order to get the effect you wanted?

(DRSV06)

SEDVNDMOR<sup>1</sup>

Len : 2 NEEDED MORE SED TO GET SAME EFFECT PST 12 MOS

	Freq	Pct
1 = Yes.....	43	0.08
2 = No.....	183	0.33
83 = DID NOT MISUSE SEDATIVES PST 12 MOS Log assn.....	190	0.34
85 = BAD DATA Logically assigned.....	5	0.01
91 = NEVER USED/MISUSED SEDATIVES.....	54743	97.52
93 = DID NOT MISUSE SEDATIVES PST 12 MOS.....	807	1.44
98 = BLANK (NO ANSWER).....	165	0.29

During the past 12 months, did you notice that using the same amount of prescription sedatives had less effect on you than it used to?

(DRSV07)

SEDLSEFX<sup>1</sup>

Len : 2 USING SAME AMT SED HAD LESS EFFECT PAST 12 MOS

	Freq	Pct
1 = Yes.....	13	0.02
2 = No.....	168	0.30
83 = DID NOT MISUSE SEDATIVES PST 12 MOS Log assn.....	190	0.34
85 = BAD DATA Logically assigned.....	2	0.00
91 = NEVER USED/MISUSED SEDATIVES.....	54743	97.52
93 = DID NOT MISUSE SEDATIVES PST 12 MOS.....	807	1.44
94 = DON'T KNOW.....	2	0.00
98 = BLANK (NO ANSWER).....	168	0.30
99 = LEGITIMATE SKIP.....	43	0.08

During the past 12 months, did you want to or try to cut down or stop using prescription sedatives?

(DRSV08)

SEVDCUTDN<sup>1</sup>

Len : 2 WANT/TRY TO CUT DOWN/STOP USING SED PAST 12 MOS

	Freq	Pct
1 = Yes.....	76	0.14
2 = No.....	150	0.27
83 = DID NOT MISUSE SEDATIVES PST 12 MOS Log assn.....	190	0.34
85 = BAD DATA Logically assigned.....	5	0.01
91 = NEVER USED/MISUSED SEDATIVES.....	54743	97.52
93 = DID NOT MISUSE SEDATIVES PST 12 MOS.....	807	1.44
98 = BLANK (NO ANSWER).....	165	0.29

SUBSTANCE DEPENDENCE AND ABUSE

During the past 12 months, were you able to cut down or stop using prescription sedatives every time you wanted to or tried to?

(DRSV09)

SEDVCUTEV<sup>1</sup>

Len : 2 ABLE TO CUT/STOP USING SED EVERY TIME PAST 12 MOS

	Freq	Pct
1 = Yes.....	56	0.10
2 = No.....	20	0.04
83 = DID NOT MISUSE SEDATIVES PST 12 MOS Log assn.....	190	0.34
85 = BAD DATA Logically assigned.....	3	0.01
91 = NEVER USED/MISUSED SEDATIVES.....	54743	97.52
93 = DID NOT MISUSE SEDATIVES PST 12 MOS.....	807	1.44
98 = BLANK (NO ANSWER).....	167	0.30
99 = LEGITIMATE SKIP.....	150	0.27

During the past 12 months, did you cut down or stop using prescription sedatives at least one time?

(DRSV10)

SEDVCUTIX<sup>1</sup>

Len : 2 CUT DOWN OR STOP USING SED AT LEAST 1X PST 12 MOS

	Freq	Pct
1 = Yes.....	51	0.09
2 = No.....	119	0.21
83 = DID NOT MISUSE SEDATIVES PST 12 MOS Log assn.....	190	0.34
85 = BAD DATA Logically assigned.....	2	0.00
91 = NEVER USED/MISUSED SEDATIVES.....	54743	97.52
93 = DID NOT MISUSE SEDATIVES PST 12 MOS.....	807	1.44
98 = BLANK (NO ANSWER).....	168	0.30
99 = LEGITIMATE SKIP.....	56	0.10

Please look at the symptoms listed below. During the past 12 months, did you have 2 or more of these symptoms after you cut back or stopped using prescription sedatives?

- Sweating or feeling that your heart was beating fast
- Having your hands tremble
- Having trouble sleeping or sleeping more than you normally do
- Vomiting or feeling nauseous
- Seeing, hearing, or feeling things that weren't really there
- Feeling like you couldn't sit still
- Feeling anxious
- Having seizures or fits

(DRSV11)

SEDVWDISX<sup>1</sup>

Len : 2 HAD 2+ SED WITHDRAWAL SYMPTOM PST 12 MOS

	Freq	Pct
1 = Yes.....	34	0.06
2 = No.....	73	0.13
83 = DID NOT MISUSE SEDATIVES PST 12 MOS Log assn.....	190	0.34
85 = BAD DATA Logically assigned.....	3	0.01
91 = NEVER USED/MISUSED SEDATIVES.....	54743	97.52
93 = DID NOT MISUSE SEDATIVES PST 12 MOS.....	807	1.44
98 = BLANK (NO ANSWER).....	167	0.30
99 = LEGITIMATE SKIP.....	119	0.21



SUBSTANCE DEPENDENCE AND ABUSE

Please look at the symptoms listed below. During the past 12 months, did you have 2 or more of these symptoms at the same time that lasted for longer than a day after you cut back or stopped using prescription sedatives?

- Sweating or feeling that your heart was beating fast
- Having your hands tremble
- Having trouble sleeping or sleeping more than you normally do
- Vomiting or feeling nauseous
- Seeing, hearing, or feeling things that weren't really there
- Feeling like you couldn't sit still
- Feeling anxious
- Having seizures or fits

(DRSV12)

SEDVWDSMT<sup>1</sup>

Len : 2 HAD 2+ SED WDRAW SYM AT SAME TIME PAST 12 MOS

	Freq	Pct
1 = Yes.....	25	0.04
2 = No.....	9	0.02
83 = DID NOT MISUSE SEDATIVES PST 12 MOS Log assn.....	190	0.34
85 = BAD DATA Logically assigned.....	3	0.01
91 = NEVER USED/MISUSED SEDATIVES.....	54743	97.52
93 = DID NOT MISUSE SEDATIVES PST 12 MOS.....	807	1.44
98 = BLANK (NO ANSWER).....	167	0.30
99 = LEGITIMATE SKIP.....	192	0.34

During the past 12 months, did you have any problems with your emotions, nerves, or mental health that were probably caused or made worse by your use of prescription sedatives?

(DRSV13)

SEDVEMOPB<sup>1</sup>

Len : 2 SED CAUSE PRBS WITH EMOT/NERVES PAST 12 MOS

	Freq	Pct
1 = Yes.....	28	0.05
2 = No.....	198	0.35
83 = DID NOT MISUSE SEDATIVES PST 12 MOS Log assn.....	190	0.34
85 = BAD DATA Logically assigned.....	5	0.01
91 = NEVER USED/MISUSED SEDATIVES.....	54743	97.52
93 = DID NOT MISUSE SEDATIVES PST 12 MOS.....	807	1.44
98 = BLANK (NO ANSWER).....	165	0.29

Did you continue to use prescription sedatives even though you thought this was causing you to have problems with your emotions, nerves, or mental health?

(DRSV14)

SEDVEMCTD<sup>1</sup>

Len : 2 CONTD TO USE SED DESPITE EMOT PRBS

	Freq	Pct
1 = Yes.....	20	0.04
2 = No.....	8	0.01
83 = DID NOT MISUSE SEDATIVES PST 12 MOS Log assn.....	190	0.34
85 = BAD DATA Logically assigned.....	3	0.01
91 = NEVER USED/MISUSED SEDATIVES.....	54743	97.52
93 = DID NOT MISUSE SEDATIVES PST 12 MOS.....	807	1.44
98 = BLANK (NO ANSWER).....	167	0.30
99 = LEGITIMATE SKIP.....	198	0.35

During the past 12 months, did you have any physical health problems that were probably caused or made worse by your use of prescription sedatives?

(DRSV15)

SEDVPHLPB<sup>1</sup>

Len : 2 ANY PHYS PRBS CAUSED/WORSND BY SED PST 12 MOS

	Freq	Pct
1 = Yes.....	6	0.01
2 = No.....	200	0.36
83 = DID NOT MISUSE SEDATIVES PST 12 MOS Log assn.....	190	0.34
85 = BAD DATA Logically assigned.....	2	0.00
91 = NEVER USED/MISUSED SEDATIVES.....	54743	97.52
93 = DID NOT MISUSE SEDATIVES PST 12 MOS.....	807	1.44
98 = BLANK (NO ANSWER).....	168	0.30
99 = LEGITIMATE SKIP.....	20	0.04

SUBSTANCE DEPENDENCE AND ABUSE

Did you continue to use prescription sedatives even though you thought this was causing you to have physical problems?

(DRSV16)

SEDVPHCTD<sup>1</sup>

Len : 2 CONTD TO USE SED DESPITE PHYS PRBS

	Freq	Pct
2 = No.....	6	0.01
83 = DID NOT MISUSE SEDATIVES PST 12 MOS Log assn.....	190	0.34
91 = NEVER USED/MISUSED SEDATIVES.....	54743	97.52
93 = DID NOT MISUSE SEDATIVES PST 12 MOS.....	807	1.44
98 = BLANK (NO ANSWER).....	170	0.30
99 = LEGITIMATE SKIP.....	220	0.39

This question is about important activities such as working, going to school, taking care of children, doing fun things such as hobbies and sports, and spending time with friends and family.

During the past 12 months, did using prescription sedatives cause you to give up or spend less time doing these types of important activities?

(DRSV17)

SEDVLSACT<sup>1</sup>

Len : 2 LESS ACTIVITIES B/C OF SED USE PAST 12 MOS

	Freq	Pct
1 = Yes.....	26	0.05
2 = No.....	199	0.35
83 = DID NOT MISUSE SEDATIVES PST 12 MOS Log assn.....	190	0.34
85 = BAD DATA Logically assigned.....	5	0.01
91 = NEVER USED/MISUSED SEDATIVES.....	54743	97.52
93 = DID NOT MISUSE SEDATIVES PST 12 MOS.....	807	1.44
94 = DON'T KNOW.....	1	0.00
98 = BLANK (NO ANSWER).....	165	0.29

Sometimes people who use prescription sedatives have serious problems at home, work or school - such as:

- neglecting their children
- missing work or school
- doing a poor job at work or school
- losing a job or dropping out of school

During the past 12 months, did using prescription sedatives cause you to have serious problems like this either at home, work, or school?

(DRSV18)

SEDVSEPRB<sup>1</sup>

Len : 2 SED CAUSE SERS PRBS AT HOME/WORK/SCH PST 12 MOS

	Freq	Pct
1 = Yes.....	19	0.03
2 = No.....	206	0.37
83 = DID NOT MISUSE SEDATIVES PST 12 MOS Log assn.....	190	0.34
85 = BAD DATA Logically assigned.....	5	0.01
91 = NEVER USED/MISUSED SEDATIVES.....	54743	97.52
93 = DID NOT MISUSE SEDATIVES PST 12 MOS.....	807	1.44
94 = DON'T KNOW.....	1	0.00
98 = BLANK (NO ANSWER).....	165	0.29

During the past 12 months, did you regularly use prescription sedatives and then do something where using prescription sedatives might have put you in physical danger?

(DRSV19)

SEDVPDANG<sup>1</sup>

Len : 2 USING SED AND DO DANGEROUS ACTIVITIES PST 12 MOS

	Freq	Pct
1 = Yes.....	13	0.02
2 = No.....	212	0.38
83 = DID NOT MISUSE SEDATIVES PST 12 MOS Log assn.....	190	0.34
85 = BAD DATA Logically assigned.....	5	0.01
91 = NEVER USED/MISUSED SEDATIVES.....	54743	97.52
93 = DID NOT MISUSE SEDATIVES PST 12 MOS.....	807	1.44
94 = DON'T KNOW.....	1	0.00
98 = BLANK (NO ANSWER).....	165	0.29

SUBSTANCE DEPENDENCE AND ABUSE

During the past 12 months, did using prescription sedatives cause you to do things that repeatedly got you in trouble with the law?

(DRSV20)

SEDVLAWTR<sup>1</sup>

Len : 2 USING SED CAUSE PRBS WITH LAW PAST 12 MOS

	Freq	Pct
1 = Yes.....	5	0.01
2 = No.....	220	0.39
83 = DID NOT MISUSE SEDATIVES PST 12 MOS Log assn.....	190	0.34
85 = BAD DATA Logically assigned.....	5	0.01
91 = NEVER USED/MISUSED SEDATIVES.....	54743	97.52
93 = DID NOT MISUSE SEDATIVES PST 12 MOS.....	807	1.44
94 = DON'T KNOW.....	1	0.00
98 = BLANK (NO ANSWER).....	165	0.29

During the past 12 months, did you have any problems with family or friends that were probably caused by your use of prescription sedatives?

(DRSV21)

SEDVFMFPB<sup>1</sup>

Len : 2 USING SED CAUSE PRBS W/FAMILY/FRIENDS PST 12 MOS

	Freq	Pct
1 = Yes.....	15	0.03
2 = No.....	209	0.37
83 = DID NOT MISUSE SEDATIVES PST 12 MOS Log assn.....	190	0.34
85 = BAD DATA Logically assigned.....	5	0.01
91 = NEVER USED/MISUSED SEDATIVES.....	54743	97.52
93 = DID NOT MISUSE SEDATIVES PST 12 MOS.....	807	1.44
94 = DON'T KNOW.....	2	0.00
98 = BLANK (NO ANSWER).....	165	0.29

Did you continue to use prescription sedatives even though you thought this caused problems with family or friends?

(DRSV22)

SEDVFMCTD<sup>1</sup>

Len : 2 CONTD TO USE SED DESPITE PRBS W/ FAM/FRNDS

	Freq	Pct
1 = Yes.....	10	0.02
2 = No.....	5	0.01
83 = DID NOT MISUSE SEDATIVES PST 12 MOS Log assn.....	190	0.34
85 = BAD DATA Logically assigned.....	3	0.01
91 = NEVER USED/MISUSED SEDATIVES.....	54743	97.52
93 = DID NOT MISUSE SEDATIVES PST 12 MOS.....	807	1.44
98 = BLANK (NO ANSWER).....	169	0.30
99 = LEGITIMATE SKIP.....	209	0.37

The next set of variables (through the end of this section) are summary dependence and abuse measures for the drugs and drug families for which trends were broken for recency in the 2015 survey. These drugs / drug families are: hallucinogens, inhalants, methamphetamine, prescription pain relievers, prescription tranquilizers, prescription stimulants, and prescription sedatives. These variables include missing values, while the imputation-revised versions of these variables in which missing values are replaced with valid response categories are described in the "Imputed Substance Dependence and Abuse" section. Analogous versions of these variables for alcohol, marijuana, cocaine, and heroin appear in the "Recoded Substance Dependence and Abuse" section; those variables are presented in that section instead of in this one because they do not have missing values. Instead, respondents with missing values are classified as not having dependence and/or not having abuse. The construction of all dependence and abuse variables is described in more detail in the Recoded Substance Dependence and Abuse Variable Documentation appendix.

(HALUCUTEV, HALUEMCTD, HALUGTOVR, HALUKPLMT, HALULOTTM, HALULSACT, HALULSEFX, HALUNDMOR, HALUPHCTD, IRHALLUCREC)

DEPENDHAL

Len : 2 RC-HALLUCINOGEN DEPENDENCE IN THE PAST YEAR

	Freq	Pct
. = Missing: Past year use known or imputed.....	65	0.12
0 = No.....	1681	2.99
1 = Yes.....	46	0.08
91 = NEVER USED HALLUCINOGENS.....	47939	85.40
93 = DID NOT USE HALLUCINOGENS IN THE PAST 12 MONTHS.....	6405	11.41

SUBSTANCE DEPENDENCE AND ABUSE

(*INHLCUTEV, INHLEMCTD, INHLGTOVR, INHLKPLMT, INHLLOTTM, INHLLSACT, INHLLSEFX, INHLNDMOR, INHLPHCTD, IRINHALLREC*)

DEPENDINH

Len : 2 RC-INHALANT DEPENDENCE IN THE PAST YEAR

	Freq	Pct
. = Missing: Past year use known or imputed.....	86	0.15
0 = No.....	627	1.12
1 = Yes.....	11	0.02
91 = NEVER USED INHALANTS.....	50751	90.41
93 = DID NOT USE INHALANTS IN THE PAST 12 MONTHS.....	4661	8.30

Respondents who reported lifetime but not past year use of methamphetamine, but were past year users of methamphetamine according to the variable METHNDLRC, were asked the questions on methamphetamine dependence and abuse. Because the editing and imputation procedures for methamphetamine recency do not incorporate METHNDLRC, it is possible for a respondent to be a lifetime but not past year user of methamphetamine according to IRMETHAMREC, but to be classified as having past year dependence or abuse of methamphetamine. The few respondents who were lifetime but not past year users of methamphetamine according to IRMETHAMREC but were missing for METHNDLRC were considered missing for DEPENDMTH and ABUPOSMTM, but were considered past year nonusers for their imputation-revised counterparts.

(*IRMETHAMREC, METHCUTEV, METHMCTD, METHGTOVR, METHKPLMT, METHLOTTM, METHLSACT, METHLSEFX, METHNDLRC, METHNDMOR, METHNEEDL, METHPHCTD, METHWDSMT*)

DEPENDMTH

Len : 2 RC-METHAMPHETAMINE DEPENDENCE IN THE PAST YEAR

	Freq	Pct
. = Missing: Past year use known or imputed.....	15	0.03
0 = No.....	237	0.42
1 = Yes.....	199	0.35
91 = NEVER USED METHAMPHETAMINE.....	53586	95.46
93 = DID NOT USE METHAMPHETAMINE IN THE PAST 12 MONTHS.....	2099	3.74

(*IRPNRMREC, PNRLCUTEV, PNRLMCTD, PNRLGTOVR, PNRLKPLMT, PNRLLOTTM, PNRLSACT, PNRLSEFX, PNRLNDMOR, PNRLPHCTD, PNRLWDSMT*)

DEPENDPNR

Len : 2 RC-PRESCRIPTION PAIN RELIEVER DEPENDENCE IN THE PAST YEAR

	Freq	Pct
. = Missing: Past year misuse known or imputed.....	51	0.09
0 = No.....	1902	3.39
1 = Yes.....	227	0.40
91 = NEVER MISUSED PRESCRIPTION PAIN RELIEVERS.....	50881	90.64
93 = DID NOT MISUSE PRESCRIPTION PAIN RELIEVERS IN PAST 12 MOS.....	3075	5.48

(*IRTRQNMREC, TRQLCUTEV, TRQLEMCTD, TRQLGTOVR, TRQLKPLMT, TRQLLOTTM, TRQLSACT, TRQLSEFT, TRQLNDMOR, TRQLPHCTD*)

DEPENDTRO

Len : 2 RC-PRESCRIPTION TRANQUILIZER DEPENDENCE IN THE PAST YEAR

	Freq	Pct
. = Missing: Past year misuse known or imputed.....	23	0.04
0 = No.....	1159	2.06
1 = Yes.....	86	0.15
91 = NEVER MISUSED PRESCRIPTION TRANQUILIZERS.....	53745	95.74
93 = DID NOT MISUSE PRESCRIPTION TRANQUILIZERS IN PAST 12 MOS.....	1123	2.00

(*IRSTNMREC, STIMCUTEV, STIMMCTD, STIMGTOVR, STIMKPLMT, STIMLOTTM, STIMLSACT, STIMLSEFX, STIMNDMOR, STIMPHCTD, STIMWDSMT*)

DEPENDSTM

Len : 2 RC-PRESCRIPTION STIMULANT DEPENDENCE IN THE PAST YEAR

	Freq	Pct
. = Missing: Past year misuse known or imputed.....	22	0.04
0 = No.....	1335	2.38
1 = Yes.....	121	0.22
91 = NEVER MISUSED PRESCRIPTION STIMULANTS.....	53354	95.04
93 = DID NOT MISUSE PRESCRIPTION STIMULANTS IN THE PAST 12 MOS.....	1304	2.32

(*IRSEDNMREC, SEDVCUTEV, SEDVMCTD, SEDVGTOVR, SEDVKPLMT, SEDVLOTTM, SEDVLSACT, SEDVLSEFX, SEDVNDMOR, SEDVPHCTD, SEDVWDSMT*)

DEPENDSED

Len : 2 RC-PRESCRIPTION SEDATIVE DEPENDENCE IN THE PAST YEAR

	Freq	Pct
. = Missing: Past year misuse known or imputed.....	2	0.00
0 = No.....	199	0.35
1 = Yes.....	27	0.05
91 = NEVER MISUSED PRESCRIPTION SEDATIVES.....	55087	98.13
93 = DID NOT MISUSE PRESCRIPTION SEDATIVES IN THE PAST 12 MOS.....	821	1.46

SUBSTANCE DEPENDENCE AND ABUSE

Please note that these abuse variables are unaffected by whether the respondent was defined with dependence (the DEPENDxxx variables), and therefore they do not follow the 4th edition of the Diagnostic and Statistical Manual of Mental Disorders (DSM-IV). They simply indicate whether the respondent met one or more of the four abuse criteria (i.e., whether they "test positive" for abuse). Details can be found in the Recorded Substance Dependence and Abuse Variable Documentation appendix.

(*HALUFMCTD, HALUFMFPB, HALULAWTR, HALUPDANG, HALUSERPB, IRHALLUCREC*)

ABUPOSHAL

Len : 2 RC-HALLUCINOGEN ABUSE IN THE PAST YEAR

	Freq	Pct
. = Missing: Past year use known or imputed.....	65	0.12
0 = No.....	1660	2.96
1 = Yes.....	67	0.12
91 = NEVER USED HALLUCINOGENS .....	47939	85.40
93 = DID NOT USE HALLUCINOGENS IN THE PAST 12 MONTHS.....	6405	11.41

(*INHLMFCTD, INHLMFMPB, INHLLAWTR, INHLPDANG, INHLSERP, IRINHALREC*)

ABUPOSINH

Len : 2 RC-INHALANT ABUSE IN THE PAST YEAR

	Freq	Pct
. = Missing: Past year use known or imputed.....	82	0.15
0 = No.....	610	1.09
1 = Yes.....	32	0.06
91 = NEVER USED INHALANTS .....	50751	90.41
93 = DID NOT USE INHALANTS IN THE PAST 12 MONTHS .....	4661	8.30

Respondents who reported lifetime but not past year use of methamphetamine, but were past year users of methamphetamine according to the variable METHNDLRC, were asked the questions on methamphetamine dependence and abuse. Because the editing and imputation procedures for methamphetamine recency do not incorporate METHNDLRC, it is possible for a respondent to be a lifetime but not past year user of methamphetamine according to IRMETHAMREC, but to be classified as having past year dependence or abuse of methamphetamine. The few respondents who were lifetime but not past year users of methamphetamine according to IRMETHAMREC but were missing for METHNDLRC were considered missing for DEPENDMTH and ABUPOSMTH, but were considered past year nonusers for their imputation-revised counterparts.

(*IRMETHAMREC, METHFMCTD, METHFMFPB, METHLAWTR, METHNDLRC, METHNEEDL, METHPDANG, METHSERPB*)

ABUPOSMTH

Len : 2 RC-METHAMPHETAMINE ABUSE IN THE PAST YEAR

	Freq	Pct
. = Missing: Past year use known or imputed.....	13	0.02
0 = No.....	233	0.42
1 = Yes.....	205	0.37
91 = NEVER USED METHAMPHETAMINE .....	53586	95.46
93 = DID NOT USE METHAMPHETAMINE IN THE PAST 12 MONTH.....	2099	3.74

(*IRPNRMREC, PNRLFMCTD, PNRLFMFPB, PNRLAWTR, PNRLPDANG, PNRLSERPB*)

ABUPOSPNR

Len : 2 RC-PRESCRIPTION PAIN RELIEVER ABUSE IN THE PAST YEAR

	Freq	Pct
. = Missing: Past year misuse known or imputed.....	42	0.07
0 = No.....	1931	3.44
1 = Yes.....	207	0.37
91 = NEVER MISUSED PRESCRIPTION PAIN RELIEVERS.....	50881	90.64
93 = DID NOT MISUSE PRESCRIPTION PAIN RELIEVERS IN PAST 12 MOS.....	3075	5.48

(*IRTRQNMREC, TRQLFMCTD, TRQLFMFPB, TRQLLAWTR, TRQLPDANG, TRQLSERPB*)

ABUPOSTRO

Len : 2 RC-PRESCRIPTION TRANQUILIZER ABUSE IN THE PAST YEAR

	Freq	Pct
. = Missing: Past year misuse known or imputed.....	23	0.04
0 = No.....	1122	2.00
1 = Yes.....	123	0.22
91 = NEVER MISUSED PRESCRIPTION TRANQUILIZERS.....	53745	95.74
93 = DID NOT MISUSE PRESCRIPTION TRANQUILIZERS IN PAST 12 MOS.....	1123	2.00

(*IRSTMNMREC, STIMFMCTD, STIMFMFPB, STIMLAWTR, STIMPDANG, STIMSERPB*)

ABUPOSSTM

Len : 2 RC-PRESCRIPTION STIMULANT ABUSE IN THE PAST YEAR

	Freq	Pct
. = Missing: Past year misuse known or imputed.....	20	0.04
0 = No.....	1371	2.44
1 = Yes.....	87	0.15
91 = NEVER MISUSED PRESCRIPTION STIMULANTS .....	53354	95.04
93 = DID NOT MISUSE PRESCRIPTION STIMULANTS IN THE PAST 12 MOS .....	1304	2.32

SUBSTANCE DEPENDENCE AND ABUSE

(IRSEDNMREC, SEDVFMCTD, SEDVFMFPB, SEDVLAWTR, SEDVPDANG, SEDVSRPB)

ABUPOSSED Len : 2 RC-PRESCRIPTION SEDATIVE ABUSE IN THE PAST YEAR

	<b>Freq</b>	<b>Pct</b>
. = Missing: Past year misuse known or imputed .....	3	0.01
0 = No.....	200	0.36
1 = Yes.....	25	0.04
91 = NEVER MISUSED PRESCRIPTION SEDATIIVES .....	55087	98.13
93 = DID NOT MISUSE PRESCRIPTION SEDATIVES IN THE PAST 12 MOS.....	821	1.46

IMPUTED SUBSTANCE DEPENDENCE AND ABUSE

**IMPUTED SUBSTANCE DEPENDENCE AND ABUSE**

NOTE: The following 17 variables are the imputation-revised versions of the nicotine dependence variables that make up the Nicotine Dependence Syndrome Scale (NDSS). Missing values were only imputed if only one of the 17 variables had a missing value. Users should note that the imputed values for these variables are predicted values from regression models. These predicted values are not integers, and do not correspond directly to the integer responses from the questionnaire. It would be advisable to make the necessary adjustments (such as rounding or otherwise making the non-integer values into integers) when doing cross-tabulations.

(CIGIRTB)

IRCGIRTB

Len : 12 NEED TO SMOKE TO FEEL LESS IRRITABLE - IMPUTATION REVISED

	<b>Freq</b>	<b>Pct</b>
RANGE = 1 - 5 .....	9180	16.35
91 = NEVER USED .....	30465	54.27
93 = DID NOT USE CIGARETTES PAST MONTH.....	16426	29.26
94 = DON'T KNOW .....	18	0.03
97 = REFUSED .....	23	0.04
98 = BLANK/ DID NOT ANSWER.....	24	0.04

(CIGIRTB)

ICGIRTB

Len : 2 NEED TO SMOKE TO FEEL LESS IRRITABLE - IMPUTATION INDICATOR

	<b>Freq</b>	<b>Pct</b>
1 = Questionnaire data .....	9172	16.34
3 = Statistically imputed, other 16 ndss vars nonmsng.....	8	0.01
9 = NEVER USED CIGARETTES, OR DIDN'T USE IN PST 30 DYS .....	46891	83.53
98 = MISSING, NOT IMPUTED, <16 NDSS VARIABLES NONMSNG .....	65	0.12

(CIGCRAVE)

IRCGCRV

Len : 12 CRAVE CIGS WHEN DON'T SMOKE FOR FEW HRS - IMPUTATION REVISED

	<b>Freq</b>	<b>Pct</b>
RANGE = 1 - 5 .....	9182	16.36
91 = NEVER USED .....	30465	54.27
93 = DID NOT USE CIGARETTES PAST MONTH.....	16426	29.26
94 = DON'T KNOW .....	16	0.03
97 = REFUSED .....	23	0.04
98 = BLANK/ DID NOT ANSWER.....	24	0.04

(CIGCRAVE)

ICGCRV

Len : 2 CRAVE CIGS WHEN DON'T SMOKE FOR FEW HRS - IMP IND

	<b>Freq</b>	<b>Pct</b>
1 = Questionnaire data .....	9182	16.36
9 = NEVER USED CIGARETTES, OR DIDN'T USE IN PST 30 DYS .....	46891	83.53
98 = MISSING, NOT IMPUTED, <16 NDSS VARIABLES NONMSNG .....	63	0.11

(CIGCRAGP)

IRCGCRGP

Len : 12 CRAVINGS OF CIGS LIKE FORCE CAN'T CNTRL - IMPUTATION REVISED

	<b>Freq</b>	<b>Pct</b>
RANGE = 1 - 5 .....	9178	16.35
91 = NEVER USED .....	30465	54.27
93 = DID NOT USE CIGARETTES PAST MONTH.....	16426	29.26
94 = DON'T KNOW .....	24	0.04
97 = REFUSED .....	19	0.03
98 = BLANK/ DID NOT ANSWER.....	24	0.04

(CIGCRAGP)

ICGCRGP

Len : 2 CRAVINGS OF CIGS LIKE FORCE CAN'T CNTRL - IMP IND

	<b>Freq</b>	<b>Pct</b>
1 = Questionnaire data .....	9177	16.35
3 = Statistically imputed, other 16 ndss vars nonmsng.....	1	0.00
9 = NEVER USED CIGARETTES, OR DIDN'T USE IN PST 30 DYS .....	46891	83.53
98 = MISSING, NOT IMPUTED, <16 NDSS VARIABLES NONMSNG .....	67	0.12

IMPUTED SUBSTANCE DEPENDENCE AND ABUSE

(CIGINCTL)  
IRCGNCTL

Len : 12 FEEL A SENSE OF CNTRL OVER SMOKING - IMPUTATION REVISED

	Freq	Pct
RANGE = 1 - 5 .....	9176	16.35
91 = NEVER USED .....	30465	54.27
93 = DID NOT USE CIGARETTES PAST MONTH.....	16426	29.26
94 = DON'T KNOW .....	24	0.04
97 = REFUSED .....	21	0.04
98 = BLANK/ DID NOT ANSWER.....	24	0.04

(CIGINCTL)  
IICGNCTL

Len : 2 FEEL A SENSE OF CNTRL OVER SMOKING - IMPUTATION INDICATOR

	Freq	Pct
1 = Questionnaire data .....	9169	16.33
3 = Statistically imputed, other 16 ndss vars nonmsng.....	7	0.01
9 = NEVER USED CIGARETTES, OR DIDN'T USE IN PST 30 DYS .....	46891	83.53
98 = MISSING, NOT IMPUTED, <16 NDSS VARIABLES NONMSNG .....	69	0.12

(CIGAVOID)  
IRCGAVD

Len : 12 TEND TO AVOID PLACES DON'T ALLOW SMOKING - IMP REV

	Freq	Pct
RANGE = 1 - 5 .....	9179	16.35
91 = NEVER USED .....	30465	54.27
93 = DID NOT USE CIGARETTES PAST MONTH.....	16426	29.26
94 = DON'T KNOW .....	22	0.04
97 = REFUSED .....	20	0.04
98 = BLANK/ DID NOT ANSWER.....	24	0.04

(CIGAVOID)  
IICGAVD

Len : 2 TEND TO AVOID PLACES DON'T ALLOW SMOKING - IMP IND

	Freq	Pct
1 = Questionnaire data .....	9166	16.33
3 = Statistically imputed, other 16 ndss vars nonmsng.....	13	0.02
9 = NEVER USED CIGARETTES, OR DIDN'T USE IN PST 30 DYS .....	46891	83.53
98 = MISSING, NOT IMPUTED, <16 NDSS VARIABLES NONMSNG .....	66	0.12

(CIGPLANE)  
IRCGPLN

Len : 12 NO TRAVEL BY AIRPLANE B/C NO SMOKING - IMPUTATION REVISED

	Freq	Pct
RANGE = 0.7392012097 - 5 .....	9185	16.36
91 = NEVER USED .....	30465	54.27
93 = DID NOT USE CIGARETTES PAST MONTH.....	16426	29.26
94 = DON'T KNOW .....	13	0.02
97 = REFUSED .....	23	0.04
98 = BLANK/ DID NOT ANSWER.....	24	0.04

(CIGPLANE)  
IICGPLN

Len : 2 NO TRAVEL BY AIRPLANE B/C NO SMOKING - IMPUTATION INDICATOR

	Freq	Pct
1 = Questionnaire data .....	9173	16.34
3 = Statistically imputed, other 16 ndss vars nonmsng.....	12	0.02
9 = NEVER USED CIGARETTES, OR DIDN'T USE IN PST 30 DYS .....	46891	83.53
98 = MISSING, NOT IMPUTED, <16 NDSS VARIABLES NONMSNG .....	60	0.11

(CIGRNOUT)  
IRCGROUT

Len : 12 WORRY THAT YOU WILL RUN OUT OF CIGS - IMPUTATION REVISED

	Freq	Pct
RANGE = 1 - 5 .....	9188	16.37
91 = NEVER USED .....	30465	54.27
93 = DID NOT USE CIGARETTES PAST MONTH.....	16426	29.26
94 = DON'T KNOW .....	13	0.02
97 = REFUSED .....	20	0.04
98 = BLANK/ DID NOT ANSWER.....	24	0.04



IMPUTED SUBSTANCE DEPENDENCE AND ABUSE

(CIGRNOUT)  
IICGRGROUT

Len : 2 Worry that you will run out of cigs - Imputation Indicator		<b>Freq</b>	<b>Pct</b>
1 = Questionnaire data .....		9188	16.37
9 = NEVER USED CIGARETTES, OR DIDN'T USE IN PST 30 DYS .....		46891	83.53
98 = MISSING, NOT IMPUTED, <16 NDSS VARIABLES NONMSNG .....		57	0.10

(CIGREGDY)  
IRCGRGDY

Len : 12 Smoke cigs regularly through day - Imputation Revised		<b>Freq</b>	<b>Pct</b>
RANGE = 1 - 5 .....		9189	16.37
91 = NEVER USED .....		30465	54.27
93 = DID NOT USE CIGARETTES PAST MONTH.....		16426	29.26
94 = DON'T KNOW .....		13	0.02
97 = REFUSED .....		19	0.03
98 = BLANK/ DID NOT ANSWER.....		24	0.04

(CIGREGDY)  
IICGRGDY

Len : 2 Smoke cigs regularly through day - Imputation Indicator		<b>Freq</b>	<b>Pct</b>
1 = Questionnaire data .....		9188	16.37
3 = Statistically imputed, other 16 ndss vars nonmsng.....		1	0.00
9 = NEVER USED CIGARETTES, OR DIDN'T USE IN PST 30 DYS .....		46891	83.53
98 = MISSING, NOT IMPUTED, <16 NDSS VARIABLES NONMSNG .....		56	0.10

(CIGREGWK)  
IRCGRGWK

Len : 12 Smoke same on weekends and weekdays - Imputation Revised		<b>Freq</b>	<b>Pct</b>
RANGE = 1 - 5 .....		9180	16.35
91 = NEVER USED .....		30465	54.27
93 = DID NOT USE CIGARETTES PAST MONTH.....		16426	29.26
94 = DON'T KNOW .....		17	0.03
97 = REFUSED .....		24	0.04
98 = BLANK/ DID NOT ANSWER.....		24	0.04

(CIGREGWK)  
IICGRGWK

Len : 2 Smoke same on weekends and weekdays - Imputation Indicator		<b>Freq</b>	<b>Pct</b>
1 = Questionnaire data .....		9176	16.35
3 = Statistically imputed, other 16 ndss vars nonmsng.....		4	0.01
9 = NEVER USED CIGARETTES, OR DIDN'T USE IN PST 30 DYS .....		46891	83.53
98 = MISSING, NOT IMPUTED, <16 NDSS VARIABLES NONMSNG .....		65	0.12

(CIGREGNM)  
IRCGRGNM

Len : 12 Smoke same # of cigs from day to day - Imputation Revised		<b>Freq</b>	<b>Pct</b>
RANGE = 1 - 5 .....		9180	16.35
91 = NEVER USED .....		30465	54.27
93 = DID NOT USE CIGARETTES PAST MONTH.....		16426	29.26
94 = DON'T KNOW .....		18	0.03
97 = REFUSED .....		23	0.04
98 = BLANK/ DID NOT ANSWER.....		24	0.04

(CIGREGNM)  
IICGRGNM

Len : 2 Smoke same # of cigs from day to day - Imputation Indicator		<b>Freq</b>	<b>Pct</b>
1 = Questionnaire data .....		9177	16.35
3 = Statistically imputed, other 16 ndss vars nonmsng.....		3	0.01
9 = NEVER USED CIGARETTES, OR DIDN'T USE IN PST 30 DYS .....		46891	83.53
98 = MISSING, NOT IMPUTED, <16 NDSS VARIABLES NONMSNG .....		65	0.12

IMPUTED SUBSTANCE DEPENDENCE AND ABUSE

(CIGNMCHG)  
IRCGNCG

Len : 12 # CIGS SMOKE PER DAY OFTEN CHANGES - IMPUTATION REVISED

	Freq	Pct
RANGE = 1 - 5 .....	9169	16.33
91 = NEVER USED .....	30465	54.27
93 = DID NOT USE CIGARETTES PAST MONTH.....	16426	29.26
94 = DON'T KNOW .....	24	0.04
97 = REFUSED .....	28	0.05
98 = BLANK/ DID NOT ANSWER.....	24	0.04

(CIGNMCHG)  
ICGNCG

Len : 2 # CIGS SMOKE PER DAY OFTEN CHANGES - IMPUTATION INDICATOR

	Freq	Pct
1 = Questionnaire data .....	9165	16.33
3 = Statistically imputed, other 16 ndss vars nonmsng.....	4	0.01
9 = NEVER USED CIGARETTES, OR DIDN'T USE IN PST 30 DYS .....	46891	83.53
98 = MISSING, NOT IMPUTED, <16 NDSS VARIABLES NONMSNG .....	76	0.14

(CIGSVLHR)  
IRCGSLHR

Len : 12 HAVE LOT CIGS IN HR, NO CIGS TIL LATER - IMPUTATION REVISED

	Freq	Pct
RANGE = 0.970053962 - 5 .....	9157	16.31
91 = NEVER USED .....	30465	54.27
93 = DID NOT USE CIGARETTES PAST MONTH.....	16426	29.26
94 = DON'T KNOW .....	34	0.06
97 = REFUSED .....	30	0.05
98 = BLANK/ DID NOT ANSWER.....	24	0.04

(CIGSVLHR)  
ICGSLHR

Len : 2 HAVE LOT CIGS IN HR, NO CIGS TIL LATER -IMPUTATION INDICATOR

	Freq	Pct
1 = Questionnaire data .....	9146	16.29
3 = Statistically imputed, other 16 ndss vars nonmsng.....	11	0.02
9 = NEVER USED CIGARETTES, OR DIDN'T USE IN PST 30 DYS .....	46891	83.53
98 = MISSING, NOT IMPUTED, <16 NDSS VARIABLES NONMSNG .....	88	0.16

(CIGINFLU)  
IRCGINFL

Len : 12 # CIGS SMOKE A DAY INFLU BY OTH THINGS - IMPUTATION REVISED

	Freq	Pct
RANGE = 1 - 5 .....	9166	16.33
91 = NEVER USED .....	30465	54.27
93 = DID NOT USE CIGARETTES PAST MONTH.....	16426	29.26
94 = DON'T KNOW .....	23	0.04
97 = REFUSED .....	32	0.06
98 = BLANK/ DID NOT ANSWER.....	24	0.04

(CIGINFLU)  
ICGINFL

Len : 2 # CIGS SMOKE A DAY INFLU BY OTH THINGS - IMP IND

	Freq	Pct
1 = Questionnaire data .....	9163	16.32
3 = Statistically imputed, other 16 ndss vars nonmsng.....	3	0.01
9 = NEVER USED CIGARETTES, OR DIDN'T USE IN PST 30 DYS .....	46891	83.53
98 = MISSING, NOT IMPUTED, <16 NDSS VARIABLES NONMSNG .....	79	0.14

(CIGNOINF)  
IRCGNINF

Len : 12 SMOKING NOT AFFECTED BY OTH THINGS - IMPUTATION REVISED

	Freq	Pct
RANGE = 1 - 5 .....	9151	16.30
91 = NEVER USED .....	30465	54.27
93 = DID NOT USE CIGARETTES PAST MONTH.....	16426	29.26
94 = DON'T KNOW .....	38	0.07
97 = REFUSED .....	32	0.06
98 = BLANK/ DID NOT ANSWER.....	24	0.04

IMPUTED SUBSTANCE DEPENDENCE AND ABUSE

(CIGNOINF)  
IICGNINF

Len : 2 SMOKING NOT AFFECTED BY OTH THINGS - IMPUTATION INDICATOR

	Freq	Pct
1 = Questionnaire data .....	9142	16.29
3 = Statistically imputed, other 16 ndss vars nonmsng.....	9	0.02
9 = NEVER USED CIGARETTES, OR DIDN'T USE IN PST 30 DYS .....	46891	83.53
98 = MISSING, NOT IMPUTED, <16 NDSS VARIABLES NONMSNG .....	94	0.17

(CIGINCRS)  
IICGINCR

Len : 12 AMT OF SMOKING INCR. SINCE START SMOKING - IMP REV

	Freq	Pct
RANGE = 1 - 5 .....	9171	16.34
91 = NEVER USED .....	30465	54.27
93 = DID NOT USE CIGARETTES PAST MONTH.....	16426	29.26
94 = DON'T KNOW .....	25	0.04
97 = REFUSED .....	25	0.04
98 = BLANK/ DID NOT ANSWER.....	24	0.04

(CIGINCRS)  
IICGINCR

Len : 2 AMT OF SMOKING INCR. SINCE START SMOKING - IMP IND

	Freq	Pct
1 = Questionnaire data .....	9169	16.33
3 = Statistically imputed, other 16 ndss vars nonmsng.....	2	0.00
9 = NEVER USED CIGARETTES, OR DIDN'T USE IN PST 30 DYS .....	46891	83.53
98 = MISSING, NOT IMPUTED, <16 NDSS VARIABLES NONMSNG .....	74	0.13

(CIGSATIS)  
IICGSAT

Len : 12 NEED TO SMOKE A LOT MORE TO BE SATISFIED - IMP REV

	Freq	Pct
RANGE = 0.8027346051 - 5 .....	9166	16.33
91 = NEVER USED .....	30465	54.27
93 = DID NOT USE CIGARETTES PAST MONTH.....	16426	29.26
94 = DON'T KNOW .....	22	0.04
97 = REFUSED .....	33	0.06
98 = BLANK/ DID NOT ANSWER.....	24	0.04

(CIGSATIS)  
IICGSAT

Len : 2 NEED TO SMOKE A LOT MORE TO BE SATISFIED - IMP IND

	Freq	Pct
1 = Questionnaire data .....	9163	16.32
3 = Statistically imputed, other 16 ndss vars nonmsng.....	3	0.01
9 = NEVER USED CIGARETTES, OR DIDN'T USE IN PST 30 DYS .....	46891	83.53
98 = MISSING, NOT IMPUTED, <16 NDSS VARIABLES NONMSNG .....	79	0.14

(CIGLOTMR)  
IICGLMR

Len : 12 SMOKE MUCH MORE NOW BEFORE FEEL ANYTHING - IMP REV

	Freq	Pct
RANGE = 0.982347764 - 5 .....	9159	16.32
91 = NEVER USED .....	30465	54.27
93 = DID NOT USE CIGARETTES PAST MONTH.....	16426	29.26
94 = DON'T KNOW .....	31	0.06
97 = REFUSED .....	31	0.06
98 = BLANK/ DID NOT ANSWER.....	24	0.04

(CIGLOTMR)  
IICGLMR

Len : 2 SMOKE MUCH MORE NOW BEFORE FEEL ANYTHING - IMP IND

	Freq	Pct
1 = Questionnaire data .....	9145	16.29
3 = Statistically imputed, other 16 ndss vars nonmsng.....	14	0.02
9 = NEVER USED CIGARETTES, OR DIDN'T USE IN PST 30 DYS .....	46891	83.53
98 = MISSING, NOT IMPUTED, <16 NDSS VARIABLES NONMSNG .....	86	0.15

IMPUTED SUBSTANCE DEPENDENCE AND ABUSE

The next set of variables (through the end of this section) are imputation-revised summary dependence and abuse measures for the drugs and drug families for which trends were broken for recency in the 2015 survey. These drugs / drug families are: hallucinogens, inhalants, methamphetamine, prescription pain relievers, prescription tranquilizers, prescription stimulants, and prescription sedatives. The analogous versions of these variables that include missing values are described in the "Substance Dependence and Abuse" section. Analogous versions of these variables for alcohol, marijuana, cocaine, and heroin appear in the "Recorded Substance Dependence and Abuse" section; those variables are presented in that section instead of in this one because respondents with missing values are classified as not having dependence and/or not having abuse. The construction of all dependence and abuse variables is described in more detail in the Recorded Substance Dependence and Abuse Variable Documentation appendix.

(DEPENDHAL)

IRDEPENDHAL

Len : 2 HALLUCINOGEN DEPENDENCE IN THE PAST YEAR - IMP REV

	<b>Freq</b>	<b>Pct</b>
0 = No.....	1743	3.10
1 = Yes.....	49	0.09
91 = NEVER USED HALLUCINOGENS .....	47939	85.40
93 = DID NOT USE HALLUCINOGENS IN THE PAST 12 MONTHS.....	6405	11.41

(DEPENDHAL)

IIDPENDHAL

Len : 2 HALLUCINOGEN DEPENDENCE IN THE PAST YEAR - IMP IND

	<b>Freq</b>	<b>Pct</b>
1 = Questionnaire data .....	1727	3.08
3 = Statistically imputed data.....	65	0.12
9 = LEGITIMATE SKIP-NOT A LIFETIME/PAST YEAR USER .....	54344	96.81

(DEPENDINH)

IRDEPENDINH

Len : 2 INHALANT DEPENDENCE IN THE PAST YEAR - IMPUTATION REVISED

	<b>Freq</b>	<b>Pct</b>
0 = No.....	709	1.26
1 = Yes.....	15	0.03
91 = NEVER USED INHALANTS .....	50751	90.41
93 = DID NOT USE INHALANTS IN THE PAST 12 MONTHS .....	4661	8.30

(DEPENDINH)

IIDPENDINH

Len : 2 INHALANT DEPENDENCE IN THE PAST YEAR - IMPUTATION INDICATOR

	<b>Freq</b>	<b>Pct</b>
1 = Questionnaire data .....	638	1.14
3 = Statistically imputed data.....	86	0.15
9 = LEGITIMATE SKIP-NOT A LIFETIME/PAST YEAR USER .....	55412	98.71

Respondents who reported lifetime but not past year use of methamphetamine, but were past year users of methamphetamine according to the variable METHNDLRC, were asked the questions on methamphetamine dependence and abuse. Because the editing and imputation procedures for methamphetamine recency do not incorporate METHNDLRC, it is possible for a respondent to be a lifetime but not past year user of methamphetamine according to IRMETHAMREC, but to be classified as having past year dependence or abuse of methamphetamine. The few respondents who were lifetime but not past year users of methamphetamine according to IRMETHAMREC but were missing for METHNDLRC were considered past year nonusers.

(DEPENDMTH)

IRDEPENDMTH

Len : 2 METHAMPHETAMINE DEPENDENCE IN THE PAST YEAR - IMP REV

	<b>Freq</b>	<b>Pct</b>
0 = No.....	242	0.43
1 = Yes.....	203	0.36
91 = NEVER USED METHAMPHETAMINE .....	53586	95.46
93 = DID NOT USE METHAMPHETAMINE IN THE PAST 12 MONTHS.....	2105	3.75

(DEPENDMTH)

IIDPENDMTH

Len : 2 METHAMPHETAMINE DEPENDENCE IN THE PAST YEAR - IMP IND

	<b>Freq</b>	<b>Pct</b>
1 = Questionnaire data .....	436	0.78
3 = Statistically imputed data: past year user of meth.....	9	0.02
9 = LEGITIMATE SKIP-NOT A LIFETIME/PAST YEAR USER .....	55691	99.21

IMPUTED SUBSTANCE DEPENDENCE AND ABUSE

*(DEPENDPNR)*  
IRDEPENDPNR

Len : 2	PRESCRIP PAIN RELIEVER DEPENDENCE IN THE PAST YEAR - IMP REV		
		<b>Freq</b>	<b>Pct</b>
	0 = No .....	1947	3.47
	1 = Yes.....	233	0.42
	91 = NEVER MISUSED PRESCRIPTION PAIN RELIEVERS .....	50881	90.64
	93 = DID NOT MISUSE PRESCRIPTION PAIN RELIEVERS IN PAST 12 MOS.....	3075	5.48

*(DEPENDPNR)*  
IIDEPENDPNR

Len : 2	PRESCRIP PAIN RELIEVER DEPENDENCE IN PAST YR - IMP IND		
		<b>Freq</b>	<b>Pct</b>
	1 = Questionnaire data .....	2129	3.79
	3 = Statistically imputed data.....	51	0.09
	9 = LEGITIMATE SKIP-NOT A LIFETIME/PAST YEAR MISUSER .....	53956	96.12

*(DEPENDTRQ)*  
IRDEPENDTRQ

Len : 2	PRESCRIP TRANQUILIZER DEPENDENCE IN PAST YEAR - IMP REV		
		<b>Freq</b>	<b>Pct</b>
	0 = No .....	1176	2.09
	1 = Yes.....	92	0.16
	91 = NEVER MISUSED PRESCRIPTION TRANQUILIZERS .....	53745	95.74
	93 = DID NOT MISUSE PRESCRIPTION TRANQUILIZERS IN PAST 12 MOS.....	1123	2.00

*(DEPENDTRQ)*  
IIDEPENDTRQ

Len : 2	PRESCRIP TRANQUILIZER DEPENDENCE IN PAST YR - IMP IND		
		<b>Freq</b>	<b>Pct</b>
	1 = Questionnaire data .....	1245	2.22
	3 = Statistically imputed data.....	23	0.04
	9 = LEGITIMATE SKIP-NOT A LIFETIME/PAST YEAR MISUSER .....	54868	97.74

*(DEPENDSTM)*  
IRDEPENDSTM

Len : 2	PRESCRIP STIMULANT DEPENDENCE IN PAST YEAR - IMP REV		
		<b>Freq</b>	<b>Pct</b>
	0 = No .....	1354	2.41
	1 = Yes.....	124	0.22
	91 = NEVER MISUSED PRESCRIPTION STIMULANTS .....	53354	95.04
	93 = DID NOT MISUSE PRESCRIPTION STIMULANTS IN THE PAST 12 MOS .....	1304	2.32

*(DEPENDSTM)*  
IIDEPENDSTM

Len : 2	PRESCRIP STIMULANT DEPENDENCE IN PAST YEAR - IMP IND		
		<b>Freq</b>	<b>Pct</b>
	1 = Questionnaire data .....	1456	2.59
	3 = Statistically imputed data.....	22	0.04
	9 = LEGITIMATE SKIP-NOT A LIFETIME/PAST YEAR MISUSER .....	54658	97.37

*(DEPENDSED)*  
IRDEPENDSED

Len : 2	PRESCRIP SEDATIVE DEPENDENCE IN PAST YEAR - IMP REV		
		<b>Freq</b>	<b>Pct</b>
	0 = No .....	200	0.36
	1 = Yes.....	28	0.05
	91 = NEVER MISUSED PRESCRIPTION SEDATIVES .....	55087	98.13
	93 = DID NOT MISUSE PRESCRIPTION SEDATIVES IN THE PAST 12 MOS.....	821	1.46

*(DEPENDSED)*  
IIDEPENDSED

Len : 2	PRESCRIP SEDATIVE DEPENDENCE IN PAST YEAR - IMP IND		
		<b>Freq</b>	<b>Pct</b>
	1 = Questionnaire data .....	226	0.40
	3 = Statistically imputed data.....	2	0.00
	9 = LEGITIMATE SKIP-NOT A LIFETIME/PAST YEAR MISUSER .....	55908	99.59

IMPUTED SUBSTANCE DEPENDENCE AND ABUSE

Please note that these abuse variables are unaffected by whether the respondent was defined with dependence (the IRDEPENDxxx variables), and therefore they do not follow the 4th edition of the Diagnostic and Statistical Manual of Mental Disorders (DSM-IV). They simply indicate whether the respondent met one or more of the four abuse criteria (i.e., whether they "test positive" for abuse). Details can be found in the Recorded Substance Dependence and Abuse Variable Documentation appendix.

(ABUPOSHAL)

IRABUPOSHAL

Len : 2	HALLUCINOGEN ABUSE IN THE PAST YEAR - IMPUTATION REVISED		
		<b>Freq</b>	<b>Pct</b>
	0 = No.....	1720	3.06
	1 = Yes.....	72	0.13
	91 = NEVER USED HALLUCINOGENS .....	47939	85.40
	93 = DID NOT USE HALLUCINOGENS IN THE PAST 12 MONTHS.....	6405	11.41

(ABUPOSHAL)

IABUPOSHAL

Len : 2	HALLUCINOGEN ABUSE IN THE PAST YEAR - IMPUTATION INDICATOR		
		<b>Freq</b>	<b>Pct</b>
	1 = Questionnaire data .....	1727	3.08
	3 = Statistically imputed data.....	65	0.12
	9 = LEGITIMATE SKIP-NOT A LIFETIME/PAST YEAR USER .....	54344	96.81

(ABUPOSINH)

IRABUPOSINH

Len : 2	INHALANT ABUSE IN THE PAST YEAR - IMPUTATION REVISED		
		<b>Freq</b>	<b>Pct</b>
	0 = No.....	683	1.22
	1 = Yes.....	41	0.07
	91 = NEVER USED INHALANTS .....	50751	90.41
	93 = DID NOT USE INHALANTS IN THE PAST 12 MONTHS .....	4661	8.30

(ABUPOSINH)

IABUPOSINH

Len : 2	INHALANT ABUSE IN THE PAST YEAR - IMPUTATION INDICATOR		
		<b>Freq</b>	<b>Pct</b>
	1 = Questionnaire data .....	642	1.14
	3 = Statistically imputed data.....	82	0.15
	9 = LEGITIMATE SKIP-NOT A LIFETIME/PAST YEAR USER .....	55412	98.71

Respondents who reported lifetime but not past year use of methamphetamine, but were past year users of methamphetamine according to the variable METHNDLRC, were asked the questions on methamphetamine dependence and abuse. Because the editing and imputation procedures for methamphetamine recency do not incorporate METHNDLRC, it is possible for a respondent to be a lifetime but not past year user of methamphetamine according to IRMETHAMREC, but to be classified as having past year dependence or abuse of methamphetamine. The few respondents who were lifetime but not past year users of methamphetamine according to IRMETHAMREC but were missing for METHNDLRC were considered past year nonusers.

(ABUPOSMTH)

IRABUPOSMTH

Len : 2	METHAMPHETAMINE ABUSE IN THE PAST YEAR - IMPUTATION REVISED		
		<b>Freq</b>	<b>Pct</b>
	0 = No.....	238	0.42
	1 = Yes.....	207	0.37
	91 = NEVER USED METHAMPHETAMINE .....	53586	95.46
	93 = DID NOT USE METHAMPHETAMINE IN THE PAST 12 MONTHS.....	2105	3.75

(ABUPOSMTH)

IABUPOSMTH

Len : 2	METHAMPHETAMINE ABUSE IN THE PAST YEAR - IMP IND		
		<b>Freq</b>	<b>Pct</b>
	1 = Questionnaire data .....	438	0.78
	3 = Statistically imputed data: past year user of meth.....	7	0.01
	9 = LEGITIMATE SKIP-NOT A LIFETIME/PAST YEAR USER .....	55691	99.21

(ABUPOSPNR)

IRABUPOSPNR

Len : 2	PRESCRIP PAIN RELIEVER ABUSE IN PAST YEAR - IMP REV		
		<b>Freq</b>	<b>Pct</b>
	0 = No.....	1967	3.50
	1 = Yes.....	213	0.38
	91 = NEVER MISUSED PRESCRIPTION PAIN RELIEVERS.....	50881	90.64
	93 = DID NOT MISUSE PRESCRIPTION PAIN RELIEVERS IN PAST 12 MOS.....	3075	5.48

IMPUTED SUBSTANCE DEPENDENCE AND ABUSE

(ABUPOSPNR)  
IABUPOSPNR

Len : 2	PRESCRIP PAIN RELIEVER ABUSE IN PAST YEAR - IMP IND		
		<b>Freq</b>	<b>Pct</b>
	1 = Questionnaire data .....	2138	3.81
	3 = Statistically imputed data.....	42	0.07
	9 = LEGITIMATE SKIP-NOT A LIFETIME/PAST YEAR MISUSER .....	53956	96.12

(ABUPOSTRQ)  
IRABUPOSTRQ

Len : 2	PRESCRIP TRANQUILIZER ABUSE IN PAST YEAR - IMP REV		
		<b>Freq</b>	<b>Pct</b>
	0 = No.....	1138	2.03
	1 = Yes.....	130	0.23
	91 = NEVER MISUSED PRESCRIPTION TRANQUILIZERS .....	53745	95.74
	93 = DID NOT MISUSE PRESCRIPTION TRANQUILIZERS IN PAST 12 MOS.....	1123	2.00

(ABUPOSTRQ)  
IABUPOSTRQ

Len : 2	PRESCRIP TRANQUILIZER ABUSE IN THE PAST YEAR - IMP IND		
		<b>Freq</b>	<b>Pct</b>
	1 = Questionnaire data .....	1245	2.22
	3 = Statistically imputed data.....	23	0.04
	9 = LEGITIMATE SKIP-NOT A LIFETIME/PAST YEAR MISUSER .....	54868	97.74

(ABUPOSSTM)  
IRABUPOSSTM

Len : 2	PRESCRIPTION STIMULANT ABUSE IN THE PAST YEAR - IMP REV		
		<b>Freq</b>	<b>Pct</b>
	0 = No.....	1390	2.48
	1 = Yes.....	88	0.16
	91 = NEVER MISUSED PRESCRIPTION STIMULANTS .....	53354	95.04
	93 = DID NOT MISUSE PRESCRIPTION STIMULANTS IN THE PAST 12 MOS .....	1304	2.32

(ABUPOSSTM)  
IABUPOSSTM

Len : 2	PRESCRIP STIMULANT ABUSE IN THE PAST YEAR - IMP IND		
		<b>Freq</b>	<b>Pct</b>
	1 = Questionnaire data .....	1458	2.60
	3 = Statistically imputed data.....	20	0.04
	9 = LEGITIMATE SKIP-NOT A LIFETIME/PAST YEAR MISUSER .....	54658	97.37

(ABUPOSSED)  
IRABUPOSSED

Len : 2	PRESCRIPTION SEDATIVE ABUSE IN THE PAST YEAR - IMP REV		
		<b>Freq</b>	<b>Pct</b>
	0 = No.....	203	0.36
	1 = Yes.....	25	0.04
	91 = NEVER MISUSED PRESCRIPTION SEDATIVES.....	55087	98.13
	93 = DID NOT MISUSE PRESCRIPTION SEDATIVES IN THE PAST 12 MOS.....	821	1.46

(ABUPOSSED)  
IABUPOSSED

Len : 2	PRESCRIPTION SEDATIVE ABUSE IN THE PAST YEAR - IMP IND		
		<b>Freq</b>	<b>Pct</b>
	1 = Questionnaire data .....	225	0.40
	3 = Statistically imputed data.....	3	0.01
	9 = LEGITIMATE SKIP-NOT A LIFETIME/PAST YEAR MISUSER .....	55908	99.59

RECODED SUBSTANCE DEPENDENCE AND ABUSE

**RECODED SUBSTANCE DEPENDENCE AND ABUSE**

NOTE: The variables in this section are recoded variables that were created from one or more of the variables from the following two sections: Substance Dependence and Abuse or Imputed Substance Dependence and Abuse.

NOTE: The following recoded dependence variables were defined based on the dependence criteria according to the Nicotine Dependence Syndrome Scale (NDSS) and the Fagerstrom Test of Nicotine Dependence (FTND) for respondents who reported smoking cigarettes in the past month. The NDSS score, NDSSANSP, is calculated as the average score over 17 questions pertaining to five aspects of dependence. This average score was only computed for those respondents who had a valid response (based on actual reporting and imputation) to all 17 questions. Respondents who did not have valid responses (based on actual reporting and imputation) for all 17 questions were coded as system missing. Based on the NDSS score, a respondent was defined as having nicotine dependence, NDSSDNSP=1, if their average score was greater than or equal to 2.75. The FTND measure is defined by assessing how soon after waking a respondent had their first cigarette (CIGWAKE). Based on the FTND scale, a respondent was defined as having nicotine dependence, FTNDDNSP=1, if the first cigarette was smoked within 30 minutes of waking up on the days they smoked (CIGWAKE=1 or 2) and the respondent reported smoking cigarettes in the past month. Based on the NDSS and the FTND, a respondent who reported smoking cigarettes was defined as having nicotine dependence in the past month, DNICNSP=1, if they met either the NDSS or the FTND criteria for dependence. Specific details for each of the nicotine dependence related variables are provided in the Recoded Substance Dependence and Abuse Variable Documentation Appendix.

(IRCGAVD, IRCGCRGP, IRCGCRV, IRCGINCR, IRCGINFL, IRCGIRTB, IRCGLMR, IRCGNCG, IRCGNCTL, IRCGNINF, IRCGPLN, IRCGRGDY, IRCGRGNM, IRCGRGWK, IRCGROUT, IRCGSAT, IRCGSLHR)  
NDSSANSP Len : 12 RC-NDSS SCORE

	Freq	Pct
RANGE = 1 - 4.7058823529 .....	9107	16.22
. = Unknown (See comment above) .....	47029	83.78

(NDSSANSP)  
NDSSDNSP Len : 1 RC-NICOTINE DEPENDENCE BASED ON NDSS SCORE

	Freq	Pct
0 = No/Unknown (NDSSANSP<2.75 or missing) .....	52869	94.18
1 = Yes (NDSSANSP>=2.75) .....	3267	5.82

(CIGWAKE)  
FTNDDNSP Len : 1 RC-NICOTINE DEPENDENCE BASED ON FTND SCALE

	Freq	Pct
0 = No (Otherwise) .....	52035	92.69
1 = Yes (CIGWAKE=1 or 2) .....	4101	7.31

(FTNDDNSP, NDSSDNSP)  
DNICNSP Len : 1 RC-NICOTINE DEPENDENCE IN PAST MONTH

	Freq	Pct
0 = No (NDSSDNSP=0 and FTNDDNSP=0) .....	51203	91.21
1 = Yes (NDSSDNSP=1 or FTNDDNSP=1) .....	4933	8.79



RECODED SUBSTANCE DEPENDENCE AND ABUSE

NOTE: The 2019 NSDUH CAI instrument included questions that were designed to measure illicit drug or alcohol dependence or abuse (i.e., substance use disorders [SUDs]). The SUD questions were based on the criteria in the American Psychiatric Association (APA) Diagnostic and Statistical Manual of Mental Disorders, 4th edition (DSM IV). Methamphetamine questions were added new to the dependence or abuse module in 2015 and the methamphetamine questions were patterned after questions for cocaine dependence or abuse and were separate from questions for symptoms of dependence or abuse that were related to the misuse of prescription stimulants. Specific details for each of the individual variables are provided in the Recoded Substance Dependence and Abuse Variable Documentation Appendix.

Starting with the 2015 NSDUH, changes to the questions in the main modules for hallucinogens, inhalants, methamphetamine, and prescription pain relievers, tranquilizers, stimulants, and sedatives has prompted the start of a new baseline for these measures. These changes also impacted the dependence or abuse questions, prompting a new baseline for the corresponding dependence measures. Additionally beginning in 2015, the dependence measures for these seven substances have been imputed and given new variable names; therefore, they are considered not comparable to similar dependence measures from past years. For all other individual substance measures (marijuana, alcohol, cocaine, and heroin), no changes were applied in 2015 and therefore these measures are considered comparable and have no variable name changes. Summary measures (psychotherapeutics, illicit drugs, or illicit drugs other than marijuana) that include any of the non-comparable measures are also considered not comparable and have new variable names, including the combination dependence or abuse (SUD) measures.

The dependence measures for inhalants, hallucinogens, pain relievers, tranquilizer, stimulants and sedatives were imputed using the modified predictive mean neighborhoods (modified PMN) procedure (see the MRB Imputation report for more info). The SUD measures for alcohol, marijuana, cocaine, and heroin that remained comparable to prior years had respondents who did not meet the relevant criteria treated the same as a response of "no." In the specific drug documentation, the source variables whether edited or imputed are noted in the variable mapping shown above the variable name.

DEPENDENCE:

A respondent was defined as having marijuana (DEPNDRMJ), inhalant (DEPNDRYINH), hallucinogen (DEPNDRYHAL), or tranquilizer (DEPNDRYTRQ) dependence if the respondent reported a positive response to three or more of the following six dependence criteria:

1. Spent a great deal of time over a period of a month getting, using, or getting over the effects of the substance.
2. Unable to keep set limits on substance use or used more often than intended.
3. Needed to use substance more than before to get desired effects or noticed that using the same amount had less effect than before.
4. Unable to cut down or stop using the substance every time he or she tried or wanted to.
5. Continued to use substance even though it was causing problems with emotions, nerves, mental health, or physical problems.
6. Reduced or gave up participation in important activities due to substance use.

An additional question pertaining to withdrawal symptoms was asked for the following drugs: alcohol, pain relievers, cocaine, heroin, sedatives, stimulants, and methamphetamine. The withdrawal question asked the respondent if they had experienced substance specific withdrawal symptoms at one time that lasted for longer than a day after they cut back or stopped using. The specific number and type of listed withdrawal symptoms varied by substance. A respondent was defined as having alcohol, pain reliever, cocaine, heroin, sedative, stimulant, or methamphetamine dependence (DEPNDRALC, DEPNDRYPNR, DEPNDRCOC, DEPNDRHER, DEPNDRPYSED, DEPNDRPYSTM, DEPNDRPYMTH) if the respondent reported a positive response to three or more of the seven dependence criteria (including the six standard criteria listed above plus a seventh withdrawal symptom criteria).

Given the current editing and imputation procedures, along with the use of questions in multiple sections of the questionnaire to determine whether or not a respondent was asked the substance dependence and withdrawal questions, it is possible for these dependence recode variables to be inconsistent with the imputed substance use and frequency of use variables. The types of inconsistencies that can occur differ by substance since different combinations of the skip logic criteria were used for each substance. Specific details about these inconsistencies are included in the Recoded Substance Dependence and Abuse Variable Documentation Appendix.

(ALCCUTEV, ALCEMCTD, ALCGTOVR, ALCKPLMT, ALCLOTTM, ALCLSACT, ALCLSEFX, ALCNDRMOR, ALCPHCTD, ALCWDSMT)  
DEPNDRALC Len : 1 RC-ALCOHOL DEPENDENCE - PAST YEAR

	Freq	Pct
0 = No/Unknown (Otherwise).....	54326	96.78
1 = Yes (See comment above).....	1810	3.22

(MRJCUTEV, MRJEMCTD, MRJGTOVR, MRJKPLMT, MRJLOTTM, MRJLSACT, MRJLSEFX, MRJNDRMOR, MRJPHCTD)  
DEPNDRMJ Len : 1 RC-MARIJUANA DEPENDENCE - PAST YEAR

	Freq	Pct
0 = No/Unknown (Otherwise).....	55040	98.05
1 = Yes (See comment above DEPNDRALC).....	1096	1.95

(COCCUTEV, COCEMCTD, COCFLBLU, COCGTOVR, COCKPLMT, COCLOTTM, COCLSACT, COCLSEFX, COCNDRMOR, COCPHCTD, COCWDSMT)  
DEPNDRCOC Len : 1 RC-COCAINE DEPENDENCE - PAST YEAR

	Freq	Pct
0 = No/Unknown (Otherwise).....	55994	99.75
1 = Yes (See comment above DEPNDRALC).....	142	0.25

RECODED SUBSTANCE DEPENDENCE AND ABUSE

(HERCUTEV, HEREMCTD, HERGTOVR, HERKPLMT, HERLOTTM, HERLSACT, HERLSEFX, HERNDMOR, HERPHCTD, HERWDSMT)

DEPNDBER Len : 1 RC-HEROIN DEPENDENCE - PAST YEAR

	Freq	Pct
0 = No/Unknown (Otherwise).....	56036	99.82
1 = Yes (See comment above DEPNDALC).....	100	0.18

(IRDEPENDHAL)  
DEPNDBYHAL Len : 1 RC-HALLUCINOGEN DEPENDENCE - PAST YEAR

	Freq	Pct
0 = No (IRDEPENDHAL=0,91,93).....	56087	99.91
1 = Yes (IRDEPENDHAL=1).....	49	0.09

(IRDEPENDINH)  
DEPNDBYINH Len : 1 RC-INHALANT DEPENDENCE - PAST YEAR

	Freq	Pct
0 = No (IRDEPENDINH=0,91,93).....	56121	99.97
1 = Yes (IRDEPENDINH=1).....	15	0.03

(IRDEPENDMTH)  
DEPNDBYMTH Len : 1 RC-METHAMPHETAMINE DEPENDENCE - PAST YEAR

	Freq	Pct
0 = No (IRDEPENDMTH=0,91,93).....	55933	99.64
1 = Yes (IRDEPENDMTH=1).....	203	0.36

(IRDEPENDPNR)  
DEPNDBYPNR Len : 1 RC-PAIN RELIEVER DEPENDENCE - PAST YEAR

	Freq	Pct
0 = No (IRDEPENDPNR=0,91,93).....	55903	99.58
1 = Yes (IRDEPENDPNR=1).....	233	0.42

(IRDEPENDTRQ)  
DEPNDBYTRQ Len : 1 RC-TRANQUILIZER DEPENDENCE - PAST YEAR

	Freq	Pct
0 = No (IRDEPENDTRQ=0,91,93).....	56044	99.84
1 = Yes (IRDEPENDTRQ=1).....	92	0.16

(IRDEPENDSTM)  
DEPNDBYSTM Len : 1 RC-STIMULANT DEPENDENCE - PAST YEAR

	Freq	Pct
0 = No (IRDEPENDSTM=0,91,93).....	56012	99.78
1 = Yes (IRDEPENDSTM=1).....	124	0.22

(IRDEPENDSED)  
DEPNDBYSED Len : 1 RC-SEDATIVE DEPENDENCE - PAST YEAR

	Freq	Pct
0 = No (IRDEPENDSED=0,91,93).....	56108	99.95
1 = Yes (IRDEPENDSED=1).....	28	0.05

(DEPNDBYPNR, DEPNDBYSED, DEPNDBYSTM, DEPNDBYTRQ)  
DEPNDBYPYPSY Len : 1 RC-PSYCHOTHERAPEUTIC DEPENDENCE - PAST YEAR

	Freq	Pct
0 = No (Otherwise).....	55742	99.30
1 = Yes (DEPNDBYTRQ, DEPNDBYPNR, DEPNDBYSTM, or DEPNDBYSED=1).....	394	0.70

RECODED SUBSTANCE DEPENDENCE AND ABUSE

A respondent was defined as having illicit drug dependence, DEPNDPYILL, if the respondent was classified as dependent (see dependence criteria listed above DEPNDALC) on any of these following substances: marijuana (DEPNDRMJ), hallucinogens (DEPNDRPYHAL), inhalants (DEPNDRPYINH), methamphetamine (DEPNDRPYMTH), tranquilizers (DEPNDRPYTRQ), cocaine (DEPNDRPCCOC), heroin (DEPNDRPHER), pain relievers (DEPNDRPYPPNR), stimulants (DEPNDRPYSTYM), or sedatives (DEPNDRPYSED).

(DEPNDRPCCOC, DEPNDRPHER, DEPNDRMRJ, DEPNDRPYHAL, DEPNDRPYINH, DEPNDRPYMTH, DEPNDRPYPPNR, DEPNDRPYSED, DEPNDRPYSTYM, DEPNDRPYTRQ)

DEPNDRPYILL Len : 1 RC-ILLCIT DRUG DEPENDENCE - PAST YEAR

	Freq	Pct
0 = No/Unknown (Otherwise).....	54412	96.93
1 = Yes (Any source variable listed above=1) .....	1724	3.07

A respondent was defined as having illicit drug other than marijuana dependence, DEPNDPYIEM, if the respondent was classified as being dependent (see dependence criteria listed above DEPNDALC) on any one of these following substances: hallucinogens (DEPNDRPYHAL), inhalants (DEPNDRPYINH), methamphetamine (DEPNDRPYMTH), tranquilizers (DEPNDRPYTRQ), cocaine (DEPNDRPCCOC), heroin (DEPNDRPHER), pain relievers (DEPNDRPYPPNR), stimulants (DEPNDRPYSTYM), or sedatives (DEPNDRPYSED). A respondent's marijuana dependency status is not considered in the creation of this variable.

(DEPNDRPCCOC, DEPNDRPHER, DEPNDRPYHAL, DEPNDRPYINH, DEPNDRPYMTH, DEPNDRPYPPNR, DEPNDRPYSED, DEPNDRPYSTYM, DEPNDRPYTRQ)

DEPNDRPYIEM Len : 1 RC-ILLCIT DRUG OTHER THAN MARIJUANA DEP - PAST YEAR

	Freq	Pct
0 = No/Unknown (Otherwise).....	55395	98.68
1 = Yes (Any source variable listed above=1) .....	741	1.32

(DEPNDRDALC, DEPNDRPYILL)

DEPNDRPYILLALC Len : 1 RC-ILLCIT DRUG OR ALCOHOL DEPENDENCE - PAST YEAR

	Freq	Pct
0 = No/Unknown (DEPNDRPYILL=0 and DEPNDRDALC=0).....	52928	94.29
1 = Yes (DEPNDRPYILL=1 or DEPNDRDALC=1) .....	3208	5.71

RECODED SUBSTANCE DEPENDENCE AND ABUSE

NOTE: The 2019 NSDUH CAI instrument included questions that were designed to measure illicit drug or alcohol dependence or abuse (i.e., substance use disorders [SUDs]). The SUD questions were based on the criteria in the American Psychiatric Association (APA) Diagnostic and Statistical Manual of Mental Disorders, 4th edition (DSM IV). Methamphetamine questions were added new to the dependence or abuse module in 2015 and the methamphetamine questions were patterned after questions for cocaine dependence or abuse and were separate from questions for symptoms of dependence or abuse that were related to the misuse of prescription stimulants. Specific details for each of the individual variables are provided in the Recoded Substance Dependence and Abuse Variable Documentation Appendix.

Starting with the 2015 NSDUH, changes to the questions in the main modules for hallucinogens, inhalants, methamphetamine, and prescription pain relievers, tranquilizers, stimulants, and sedatives has prompted the start of a new baseline for these measures. These changes also impacted the dependence or abuse questions, prompting a new baseline for the corresponding abuse measures. Additionally beginning in 2015, the abuse measures for these seven substances have been imputed and given new variable names; therefore, they are considered not comparable to similar abuse measures from past years. For all other individual substance measures (marijuana, alcohol, cocaine, and heroin), no changes were applied in 2015 and therefore these measures are considered comparable and have no variable name changes. Summary measures (psychotherapeutics, illicit drugs, or illicit drugs other than marijuana) that include any of the non-comparable measures are also considered not comparable and have new variable names, including the combination dependence or abuse (SUD) measures.

The abuse measures for inhalants, hallucinogens, pain relievers, tranquilizer, stimulants, and sedatives were imputed using the modified predictive mean neighborhoods (modified PMN) procedure (see the MRB Imputation report for more info). The abuse measures for alcohol, marijuana, cocaine, and heroin that remained comparable to prior years had respondents who did not meet the relevant criteria treated the same as a response of "no." In the specific drug documentation, the source variables whether edited or imputed are noted in the variable mapping shown above the variable name.

ABUSE:

A respondent was defined as having alcohol, marijuana, cocaine, heroin, hallucinogen, inhalant, methamphetamine, pain reliever, tranquilizer, stimulant, or sedative abuse (ABUSEALC, ABUSEMRJ, ABUSECOC, ABUSEHER, ABUSEPYHAL, ABUSEPYINH, ABUSEPYMTH, ABUSEPYPNR, ABUSEPYTRQ, ABUSEPYSTM, ABUSEPYSED) if they reported a positive response to one or more of the following four abuse criteria and was determined not to be dependent upon the substance of interest:

1. Respondent reported having serious problems due to substance use at home, work or school.
2. Respondent reported using substance regularly and then did something where substance use might have put them in physical danger.
3. Respondent reported substance use causing actions that repeatedly got them in trouble with the law.
4. Respondent reported having problems caused by substance use with family or friends and continued to use substance even though it was thought to be causing problems with family and friends.

The abuse measures found in this section of the codebook follow the DSM-IV definition of abuse which take into consideration the respondent's dependence criteria as well. A second set of abuse variables that do not take into account dependence but rather simply indicate if the respondent met one or more of the four abuse criteria are available (ABUPOXXX) in the Substance Dependence or Abuse section as well as an imputed version of these variables (IRABUPOXXX) found in the Imputed Substance Dependence or Abuse section.

Given the current editing and imputation procedures, along with the use of questions in multiple sections of the questionnaire to determine whether or not a respondent was asked the abuse questions, it is possible for these abuse recode variables to be inconsistent with the imputed substance use and frequency of use variables. The types of inconsistencies that can occur differ by substance since different combinations of the skip logic criteria were used for each substance. Specific details about these inconsistencies are included in the Recoded Substance Dependence and Abuse Variable Documentation Appendix.

In addition, because the dependence and abuse variables are mutually exclusive with dependence taking precedence (i.e., dependence is determined first and respondents are only classified as having abused if they are not already classified as dependent, regardless of responses to the abuse questions), it is possible for the variables showing abuse of a combination of substances to not correspond with the abuse status of those individual substances. For example, a respondent who is classified as having abused cocaine in the past year may be classified as not having abused illicit drugs because they were dependent on marijuana and already classified as being dependent on illicit drugs.

(ALCFMCTD, ALCFMFPB, ALCLAWTR, ALCPDANG, ALCSERPB, DEPNDALC)

<u>ABUSEALC</u>	Len : 1 RC-ALCOHOL ABUSE - PAST YEAR		
		<b>Freq</b>	<b>Pct</b>
	0 = No/Unknown (Otherwise).....	54583	97.23
	1 = Yes (Any one of above criteria and DEPNDALC=0).....	1553	2.77

(DEPNDMRJ, MRJFMCTD, MRJFMFPB, MRJLAWTR, MRJPDANG, MRJSERP)

<u>ABUSEMRJ</u>	Len : 1 RC-MARIJUANA ABUSE - PAST YEAR		
		<b>Freq</b>	<b>Pct</b>
	0 = No/Unknown (Otherwise).....	55628	99.10
	1 = Yes (Any one of above criteria and DEPNDMRJ=0).....	508	0.90

(COCFMCTD, COCFMFPB, COCLAWTR, COCPDANG, COCSERP, DEPNDCO)

<u>ABUSECOC</u>	Len : 1 RC-COCAINE ABUSE - PAST YEAR		
		<b>Freq</b>	<b>Pct</b>
	0 = No/Unknown (Otherwise).....	56056	99.86
	1 = Yes (Any one of above criteria and DEPNDCO=0).....	80	0.14

RECODED SUBSTANCE DEPENDENCE AND ABUSE

(DEPNDDHER, HERFMCTD, HERFMFPB, HERLAWTR, HERPDANG, HERSERPBB)

ABUSEHER Len: 1 RC-HEROIN ABUSE - PAST YEAR

	Freq	Pct
0 = No/Unknown (Otherwise).....	56129	99.99
1 = Yes (Any one of above criteria and DEPNDHER=0).....	7	0.01

(DEPNDDPYHAL, IRABUPOSHAL)

ABUSEPYHAL Len: 1 RC-HALLUCINOGEN ABUSE - PAST YEAR

	Freq	Pct
0 = No (IRABUPOSHAL=0,91,93 or DEPNDPYHAL=1).....	56095	99.93
1 = Yes (IRABUPOSHAL=1 and DEPNDPYHAL=0).....	41	0.07

(DEPNDDPYINH, IRABUPOSINH)

ABUSEPYINH Len: 1 RC-INHALANT ABUSE - PAST YEAR

	Freq	Pct
0 = No (IRABUPOSINH=0,91,93 or DEPNDPYINH=1).....	56105	99.94
1 = Yes (IRABUPOSINH=1 and DEPNDPYINH=0).....	31	0.06

(DEPNDDPYMTH, IRABUPOSMTH)

ABUSEPYMTH Len: 1 RC-METHAMPHETAMINE ABUSE - PAST YEAR

	Freq	Pct
0 = No (IRABUPOSMTH=0,91,93 or DEPNDPYMTH=1).....	56098	99.93
1 = Yes (IRABUPOSMTH=1 and DEPNDPYMTH=0).....	38	0.07

(DEPNDDPYPNR, IRABUPOSPNR)

ABUSEPYPNR Len: 1 RC-PAIN RELIEVER ABUSE - PAST YEAR

	Freq	Pct
0 = No (IRABUPOSPNR=0,91,93 or DEPNDPYPNR=1).....	56069	99.88
1 = Yes (IRABUPOSPNR=1 and DEPNDPYPNR=0).....	67	0.12

(DEPNDDPYTRQ, IRABUPOSTRQ)

ABUSEPYTRQ Len: 1 RC-TRANQUILIZER ABUSE - PAST YEAR

	Freq	Pct
0 = No (IRABUPOSTRQ=0,91,93 or DEPNDPYTRQ=1).....	56074	99.89
1 = Yes (IRABUPOSTRQ=1 and DEPNDPYTRQ=0).....	62	0.11

(DEPNDDPYSTM, IRABUPOSSTM)

ABUSEPYSTM Len: 1 RC-STIMULANT ABUSE - PAST YEAR

	Freq	Pct
0 = No (IRABUPOSSTM=0,91,93 or DEPNDPYSTM=1).....	56103	99.94
1 = Yes (IRABUPOSSTM=1 and DEPNDPYSTM=0).....	33	0.06

(DEPNDDPYSED, IRABUPOSED)

ABUSEPYSED Len: 1 RC-SEDATIVE ABUSE - PAST YEAR

	Freq	Pct
0 = No (IRABUPOSED=0,91,93 or DEPNDPYSED=1).....	56128	99.99
1 = Yes (IRABUPOSED=1 and DEPNDPYSED=0).....	8	0.01

A respondent was defined as having psychotherapeutic drug abuse, ABUSEPYPSY, if the respondent was classified as abusing (see abuse criteria listed above ABUSEALC) any one of the following drugs: pain relievers (ABUSEPYPNR), tranquilizers (ABUSEPYTRQ), stimulants (ABUSEPYSTM), or sedatives (ABUSEPYSED).

(ABUSEPYPNR, ABUSEPYSED, ABUSEPYSTM, ABUSEPYTRQ, DEPNDPYPSY)

ABUSEPYPSY Len: 1 RC-PSYCHOTHERAPEUTIC ABUSE - PAST YEAR

	Freq	Pct
0 = No (Otherwise).....	56001	99.76
1 = Yes (Any source variable above=1 and DEPNDPSY=0).....	135	0.24

RECODED SUBSTANCE DEPENDENCE AND ABUSE

A respondent is defined as having illicit drug abuse, ABUSEPYILL, if the respondent was classified as abusing (see abuse criteria listed above ABUSEALC) any of the following substances: marijuana (ABUSEMRJ), hallucinogens (ABUSEPYHAL), inhalants (ABUSEPYINH), methamphetamine (ABUSEPYMTH), tranquilizers (ABUSEPYTRQ), cocaine (ABUSECOC), heroin (ABUSEHER), pain relievers (ABUSEPYPNR), stimulants (ABUSEPYSTM), or sedatives (ABUSEPYSED); and was not dependent on any of these substances (DEPNDPYILL=0).

(ABUSECOC, ABUSEHER, ABUSEMRJ, ABUSEPYHAL, ABUSEPYINH, ABUSEPYMTH, ABUSEPYPNR, ABUSEPYSED, ABUSEPYSTM, ABUSEPYTRQ, DEPNDPYILL)

ABUSEPYILL Len : 1 RC-ILLCIT DRUG ABUSE - PAST YEAR

	Freq	Pct
0 = No/Unknown (Otherwise).....	55475	98.82
1 = Yes (Any source variable above=1 and DEPNDPYILL=0).....	661	1.18

A respondent was defined as having illicit drug other than marijuana abuse, ABUSEPYIEM, if the respondent was classified as abusing (see abuse criteria listed above ABUSEALC) any one of the following illicit drugs: hallucinogens (ABUSEPYHAL), inhalants (ABUSEPYINH), methamphetamine (ABUSEPYMTH), tranquilizers (ABUSEPYTRQ), cocaine (ABUSECOC), heroin (ABUSEHER), pain relievers (ABUSEPYPNR), stimulants (ABUSEPYSTM), or sedatives (ABUSEPYSED); and was not dependent on any of these substances (DEPNDPYIEM=0). A respondent's marijuana abuse status is not considered in the creation of this variable.

(ABUSECOC, ABUSEHER, ABUSEPYHAL, ABUSEPYINH, ABUSEPYMTH, ABUSEPYPNR, ABUSEPYSED, ABUSEPYSTM, ABUSEPYTRQ, DEPNDPYIEM)

ABUSEPYIEM Len : 1 RC-ILLCIT DRUG OTHER THAN MARIJUANA ABUSE - PAST YEAR

	Freq	Pct
0 = No/Unknown (Otherwise).....	55894	99.57
1 = Yes (Any source variable above=1 and DEPNDPYIEM=0).....	242	0.43

(ABUSEALC, ABUSEPYILL, DPPYILLALC)

ABPYILLALC Len : 1 RC-ILLCIT DRUG OR ALCOHOL ABUSE - PAST YEAR

	Freq	Pct
0 = No/Unknown (Otherwise).....	54283	96.70
1 = Yes (ABUSEPYILL=1 or ABUSEALC=1 and DPPYILLALC=0).....	1853	3.30

NOTE: The following variables were created by using a combination of the abuse and dependence variables. Specifications on how the individual abuse and dependence variables were defined can be found on the previous pages and in the Recoded Substance Dependence and Abuse Variable Documentation Appendix.

(ABUSEALC, DEPNDALC)

ABODALC Len : 1 RC-ALCOHOL DEPENDENCE OR ABUSE - PAST YEAR

	Freq	Pct
0 = No/Unknown (ABUSEALC=0 and DEPNDALC=0).....	52773	94.01
1 = Yes (ABUSEALC=1 or DEPNDALC=1).....	3363	5.99

(ABUSEMRJ, DEPNDMRJ)

ABODMRJ Len : 1 RC-MARIJUANA DEPENDENCE OR ABUSE - PAST YEAR

	Freq	Pct
0 = No/Unknown (ABUSEMRJ=0 and DEPNDMRJ=0).....	54532	97.14
1 = Yes (ABUSEMRJ=1 or DEPNDMRJ=1).....	1604	2.86

(ABUSECOC, DEPNDCOC)

ABODCOC Len : 1 RC-COCAINE DEPENDENCE OR ABUSE - PAST YEAR

	Freq	Pct
0 = No/Unknown (ABUSECOC=0 and DEPNDCOC=0).....	55914	99.60
1 = Yes (ABUSECOC=1 or DEPNDCOC=1).....	222	0.40

(ABUSEHER, DEPNDHER)

ABODHER Len : 1 RC-HEROIN DEPENDENCE OR ABUSE - PAST YEAR

	Freq	Pct
0 = No/Unknown (ABUSEHER=0 and DEPNDHER=0).....	56029	99.81
1 = Yes (ABUSEHER=1 or DEPNDHER=1).....	107	0.19

(ABUSEPYHAL, DEPNDPYHAL)

UDPYHAL Len : 1 RC-HALLUCINOGEN DEPENDENCE OR ABUSE - PAST YEAR

	Freq	Pct
0 = No (ABUSEPYHAL=0 and DEPNDPYHAL=0).....	56046	99.84
1 = Yes (ABUSEPYHAL=1 or DEPNDPYHAL=1).....	90	0.16

RECORDED SUBSTANCE DEPENDENCE AND ABUSE

(ABUSEPYINH, DEPNDPYINH)

<u>UDPYINH</u>	Len : 1 RC-INHALANT DEPENDENCE OR ABUSE - PAST YEAR		
	0 = No (ABUSEPYINH=0 and DEPNDPYINH=0) .....	<b>Freq</b>	<b>Pct</b>
	1 = Yes (ABUSEPYINH=1 or DEPNDPYINH=1).....	56090	99.92
		46	0.08

(ABUSEPYMTH, DEPNDPYMTH)

<u>UDPYMTH</u>	Len : 1 RC-METHAMPHETAMINE DEPENDENCE OR ABUSE - PAST YEAR		
	0 = No (ABUSEPYMTH=0 and DEPNDPYMTH=0) .....	<b>Freq</b>	<b>Pct</b>
	1 = Yes (ABUSEPYMTH=1 or DEPNDPYMTH=1).....	55895	99.57
		241	0.43

(ABUSEPYPNR, DEPNDPYPNR)

<u>UDPYPNR</u>	Len : 1 RC-PAIN RELIEVER DEPENDENCE OR ABUSE - PAST YEAR		
	0 = No (ABUSEPYPNR=0 and DEPNDPYPNR=0) .....	<b>Freq</b>	<b>Pct</b>
	1 = Yes (ABUSEPYPNR=1 or DEPNDPYPNR=1).....	55836	99.47
		300	0.53

(ABUSEPYTRQ, DEPNDPYTRQ)

<u>UDPYTRQ</u>	Len : 1 RC-TRANQUILIZER DEPENDENCE OR ABUSE - PAST YEAR		
	0 = No (ABUSEPYTRQ=0 and DEPNDPYTRQ=0).....	<b>Freq</b>	<b>Pct</b>
	1 = Yes (ABUSEPYTRQ=1 or DEPNDPYTRQ=1).....	55982	99.73
		154	0.27

(ABUSEPYSTM, DEPNDPYSTM)

<u>UDPYSTM</u>	Len : 1 RC-STIMULANT DEPENDENCE OR ABUSE - PAST YEAR		
	0 = No (ABUSEPYSTM=0 and DEPNDPYSTM=0) .....	<b>Freq</b>	<b>Pct</b>
	1 = Yes (ABUSEPYSTM=1 or DEPNDPYSTM=1) .....	55979	99.72
		157	0.28

(ABUSEPYSED, DEPNDPYSED)

<u>UDPYSED</u>	Len : 1 RC-SEDATIVE DEPENDENCE OR ABUSE - PAST YEAR		
	0 = No (ABUSEPYSED=0 and DEPNDPYSED=0).....	<b>Freq</b>	<b>Pct</b>
	1 = Yes (ABUSEPYSED=1 or DEPNDPYSED=1).....	56100	99.94
		36	0.06

(UDPYSED, UDPYTRQ)

<u>UDPYTRQSED</u>	Len : 1 RC-TRANQUILIZER OR SEDATIVE DEPENDENCE OR ABUSE - PAST YEAR		
	0 = No (UDPYTRQ=0 and UDPYSED=0).....	<b>Freq</b>	<b>Pct</b>
	1 = Yes (UDPYTRQ=1 or UDPYSED=1).....	55962	99.69
		174	0.31

(ABUSEPYPSY, DEPNDPYPSY)

<u>UDPYPSY</u>	Len : 1 RC-PSYCHOTHERAPEUTIC DEPENDENCE OR ABUSE - PAST YEAR		
	0 = No (ABUSEPYPSY=0 and DEPNDPYPSY=0).....	<b>Freq</b>	<b>Pct</b>
	1 = Yes (ABUSEPYPSY=1 or DEPNDPYPSY=1).....	55607	99.06
		529	0.94

(ABODHER, UDPYOPR)

<u>UDPYOPI</u>	Len : 1 RC-OPIOID DEPENDENCE OR ABUSE - PAST YEAR		
	0 = No (ABODHER=0 and UDPYOPR=0) .....	<b>Freq</b>	<b>Pct</b>
	1 = Yes (ABODHER=1 or UDPYOPR=1) .....	55767	99.34
		369	0.66

(ABODHER, UDPYOPR)

<u>UDPYHRPNR</u>	Len : 1 RC-HEROIN AND/OR PAIN RELIEVER DEPENDENCE OR ABUSE - PST YR		
	1 = Heroin only (ABODHER=1 and UDPYOPR=0) .....	<b>Freq</b>	<b>Pct</b>
	2 = Pain reliever only (ABODHER=0 and UDPYOPR=1).....	69	0.12
	3 = Heroin and pain reliever (ABODHER=1 and UDPYOPR=1).....	262	0.47
	4 = Neither (ABODHER=0 and UDPYOPR=0) .....	38	0.07
		55767	99.34

RECODED SUBSTANCE DEPENDENCE AND ABUSE

(ABUSEPYILL, DEPNDPYILL)

<u>UDPYILL</u>	Len : 1 RC-ILLCIT DRUG DEPENDENCE OR ABUSE - PAST YEAR		
	0 = No/Unknown (ABUSEPYILL=0 and DEPNDPYILL=0).....	<b>Freq</b>	<b>Pct</b>
	1 = Yes (ABUSEPYILL=1 or DEPNDPYILL=1) .....	53751	95.75
		2385	4.25

(ABUSEPYIEM, DEPNDPYIEM)

<u>UDPYIEM</u>	Len : 1 RC-ILLCIT DRUG OTHER THAN MRJ DEP OR ABUSE - PAST YEAR		
	0 = No/Unknown (ABUSEPYIEM=0 and DEPNDPYIEM=0) .....	<b>Freq</b>	<b>Pct</b>
	1 = Yes (ABUSEPYIEM=1 or DEPNDPYIEM=1) .....	55153	98.25
		983	1.75

(ABPYILLALC, DPPYILLALC)

<u>UDPYILLAL</u>	Len : 1 RC-ILLCIT DRUG OR ALCOHOL DEP OR ABUSE - PAST YEAR		
	0 = No/Unknown (ABPYILLALC=0 and DPPYILLALC=0) .....	<b>Freq</b>	<b>Pct</b>
	1 = Yes (ABPYILLALC=1 or DPPYILLALC=1) .....	51075	90.98
		5061	9.02

(ABODALC, UDPYILL)

<u>UDPYILAAL</u>	Len : 1 RC-ILLCIT DRUG AND ALCOHOL DEP OR ABUSE - PAST YEAR		
	0 = No/Unknown (UDPYILL=0 or ABODALC=0).....	<b>Freq</b>	<b>Pct</b>
	1 = Yes (UDPYILL=1 and ABODALC=1) .....	55449	98.78
		687	1.22

(ABODALC, UDPYILL)

<u>DUDNOAUD</u>	Len : 1 RC-ILL DRUG DEP OR ABUSE, NO ALC DEP OR ABUSE - PAST YEAR		
	0 = No (ABODALC=1 or UDPYILL=0).....	<b>Freq</b>	<b>Pct</b>
	1 = Yes (ABODALC=0 and UDPYILL=1) .....	54438	96.98
		1698	3.02

(ABODALC, UDPYILL)

<u>AUDNODUD</u>	Len : 1 RC-ALC DEP OR ABUSE, NO ILL DRUG DEP OR ABUSE - PAST YEAR		
	0 = No (ABODALC=0 or UDPYILL=1).....	<b>Freq</b>	<b>Pct</b>
	1 = Yes (ABODALC=1 and UDPYILL=0) .....	53460	95.23
		2676	4.77



SPECIAL TOPICS

**SPECIAL TOPICS**

*The values in this section may be inconsistent with values for variables in other sections of the interview. Items in this section were edited when respondents legitimately skipped out of these items based on prior answers in earlier sections. Otherwise, variables in one section of the interview generally were not edited to make them consistent with variables in another section of the interview. This note applies to variables in this section marked by a<sup>1</sup>.*

The next questions are about encounters with the police or the court system.

Not counting minor traffic violations, have you ever been arrested and booked for breaking the law?

Being "booked" means that you were taken into custody and processed by the police or by someone connected with the courts, even if you were then released.

(SP01)

BOOKED<sup>1</sup>

Len : 2 EVER ARRESTED AND BOOKED FOR BREAKING THE LAW

	Freq	Pct
1 = Yes.....	7203	12.83
2 = No.....	48399	86.22
3 = Yes LOGICALLY ASSIGNED.....	315	0.56
85 = BAD DATA Logically assigned.....	2	0.00
94 = DON'T KNOW.....	73	0.13
97 = REFUSED.....	136	0.24
98 = BLANK (NO ANSWER).....	8	0.01

Not counting minor traffic violations, how many times during the past 12 months have you been arrested and booked for breaking a law?

(SP02, SP03S)

NOBOOKY2<sup>1</sup>

Len : 3 # TIMES ARRESTED AND BOOKED PAST 12 MONTHS

	Freq	Pct
0 = None.....	5895	10.50
1 = One time.....	933	1.66
2 = Two times.....	168	0.30
3 = Three or more times.....	108	0.19
985 = BAD DATA Logically assigned.....	7	0.01
994 = DON'T KNOW.....	54	0.10
997 = REFUSED.....	176	0.31
998 = BLANK (NO ANSWER).....	396	0.71
999 = LEGITIMATE SKIP (BOOKED=2).....	48399	86.22

The next questions are about offenses that are against the law. As you read each question, please answer whether you were arrested and booked for that offense during the past 12 months.

In the past 12 months, were you arrested and booked for motor vehicle theft?

(SP03A)

BKMVTHFT<sup>1</sup>

Len : 2 ARRSTD & BOOKED FOR MOT VEH THEFT PAST 12 MONTHS

	Freq	Pct
1 = Yes.....	68	0.12
2 = No.....	1231	2.19
3 = Yes LOGICALLY ASSIGNED.....	1	0.00
85 = BAD DATA Logically assigned.....	3	0.01
89 = LEGITIMATE SKIP Logically assigned.....	333	0.59
94 = DON'T KNOW.....	3	0.01
97 = REFUSED.....	139	0.25
98 = BLANK (NO ANSWER).....	397	0.71
99 = LEGITIMATE SKIP.....	53961	96.13

SPECIAL TOPICS

In the past 12 months, were you arrested and booked for larceny or theft? Do not include motor vehicle theft.

(SP03B)

BKLARCNY<sup>1</sup>

Len : 2 ARRSTD & BOOKED FOR LARCENY/THEFT PAST 12 MONTHS

	Freq	Pct
1 = Yes.....	135	0.24
2 = No.....	1154	2.06
3 = Yes LOGICALLY ASSIGNED.....	11	0.02
85 = BAD DATA Logically assigned.....	3	0.01
89 = LEGITIMATE SKIP Logically assigned.....	333	0.59
94 = DON'T KNOW.....	3	0.01
97 = REFUSED.....	139	0.25
98 = BLANK (NO ANSWER).....	397	0.71
99 = LEGITIMATE SKIP.....	53961	96.13

In the past 12 months, were you arrested and booked for burglary or breaking and entering?

(SP03C)

BKBURGL<sup>1</sup>

Len : 2 ARRSTD & BOOKED FOR BURGLARY/B & E PAST 12 MOS

	Freq	Pct
1 = Yes.....	69	0.12
2 = No.....	1232	2.19
85 = BAD DATA Logically assigned.....	3	0.01
89 = LEGITIMATE SKIP Logically assigned.....	333	0.59
94 = DON'T KNOW.....	3	0.01
97 = REFUSED.....	138	0.25
98 = BLANK (NO ANSWER).....	397	0.71
99 = LEGITIMATE SKIP.....	53961	96.13

NOTE: BKSRIOL was created from answers to the following questions:

In the past 12 months, were you arrested and booked for aggravated assault?

In the past 12 months, were you arrested and booked for forcible rape?

In the past 12 months, were you arrested and booked for murder, homicide, or nonnegligent manslaughter?

(SP03D, SP03G, SP03H)

BKSRVIOL<sup>1</sup>

Len : 2 ARRSTD & BOOKED SERIOUS VIOL OFFENSE PST 12 MOS

	Freq	Pct
1 = Yes.....	118	0.21
2 = No.....	1179	2.10
3 = Yes LOGICALLY ASSIGNED.....	1	0.00
85 = BAD DATA Logically assigned.....	3	0.01
89 = LEGITIMATE SKIP Logically assigned.....	333	0.59
94 = DON'T KNOW.....	3	0.01
97 = REFUSED.....	141	0.25
98 = BLANK (NO ANSWER).....	397	0.71
99 = LEGITIMATE SKIP.....	53961	96.13

In the past 12 months, were you arrested and booked for other assault, such as simple assault or battery?

(SP03E)

BKSMASLT<sup>1</sup>

Len : 2 ARRSTD & BOOKED FOR OTHER ASSAULT PAST 12 MONTHS

	Freq	Pct
1 = Yes.....	178	0.32
2 = No.....	1091	1.94
3 = Yes LOGICALLY ASSIGNED.....	31	0.06
85 = BAD DATA Logically assigned.....	3	0.01
89 = LEGITIMATE SKIP Logically assigned.....	333	0.59
94 = DON'T KNOW.....	2	0.00
97 = REFUSED.....	140	0.25
98 = BLANK (NO ANSWER).....	397	0.71
99 = LEGITIMATE SKIP.....	53961	96.13

SPECIAL TOPICS

In the past 12 months, were you arrested and booked for robbery?

(SP03F)  
BKROB<sup>1</sup>

Len : 2 ARRSTD & BOOKED FOR ROBBERY PAST 12 MONTHS		Freq	Pct
1 = Yes.....		34	0.06
2 = No.....		1264	2.25
3 = Yes LOGICALLY ASSIGNED.....		3	0.01
85 = BAD DATA Logically assigned.....		3	0.01
89 = LEGITIMATE SKIP Logically assigned.....		333	0.59
94 = DON'T KNOW.....		2	0.00
97 = REFUSED.....		139	0.25
98 = BLANK (NO ANSWER).....		397	0.71
99 = LEGITIMATE SKIP.....		53961	96.13

In the past 12 months, were you arrested and booked for arson?

(SP03J)  
BKARSON<sup>1</sup>

Len : 2 ARRSTD & BOOKED FOR ARSON PAST 12 MONTHS		Freq	Pct
1 = Yes.....		7	0.01
2 = No.....		1293	2.30
3 = Yes LOGICALLY ASSIGNED.....		1	0.00
85 = BAD DATA Logically assigned.....		3	0.01
89 = LEGITIMATE SKIP Logically assigned.....		333	0.59
94 = DON'T KNOW.....		1	0.00
97 = REFUSED.....		140	0.25
98 = BLANK (NO ANSWER).....		397	0.71
99 = LEGITIMATE SKIP.....		53961	96.13

In the past 12 months, were you arrested and booked for driving under the influence of alcohol or drugs?

(SP03J)  
BKDRVINF<sup>1</sup>

Len : 2 ARRSTD & BOOKED FOR DUI PAST 12 MONTHS		Freq	Pct
1 = Yes.....		222	0.40
2 = No.....		1076	1.92
3 = Yes LOGICALLY ASSIGNED.....		4	0.01
85 = BAD DATA Logically assigned.....		3	0.01
89 = LEGITIMATE SKIP Logically assigned.....		333	0.59
94 = DON'T KNOW.....		1	0.00
97 = REFUSED.....		139	0.25
98 = BLANK (NO ANSWER).....		397	0.71
99 = LEGITIMATE SKIP.....		53961	96.13

In the past 12 months, were you arrested and booked for drunkenness or other liquor law violations?

(SP03K)  
BKDRUNK<sup>1</sup>

Len : 2 ARRSTD & BOOKED FOR DRUNKENNESS PAST 12 MONTHS		Freq	Pct
1 = Yes.....		131	0.23
2 = No.....		1163	2.07
3 = Yes LOGICALLY ASSIGNED.....		8	0.01
85 = BAD DATA Logically assigned.....		3	0.01
89 = LEGITIMATE SKIP Logically assigned.....		333	0.59
94 = DON'T KNOW.....		1	0.00
97 = REFUSED.....		139	0.25
98 = BLANK (NO ANSWER).....		397	0.71
99 = LEGITIMATE SKIP.....		53961	96.13

SPECIAL TOPICS

In the past 12 months, were you arrested and booked for possession of tobacco?

(SP03L)

[BKPOSTOB](#)<sup>1</sup>

Len : 2 ARRSTD & BOOKED FOR POSSES OF TOB PAST 12 MOS

	Freq	Pct
1 = Yes.....	17	0.03
2 = No.....	175	0.31
85 = BAD DATA Logically assigned.....	1	0.00
89 = LEGITIMATE SKIP Logically assigned.....	12	0.02
97 = REFUSED.....	28	0.05
98 = BLANK (NO ANSWER).....	159	0.28
99 = LEGITIMATE SKIP.....	55744	99.30

In the past 12 months, were you arrested and booked for possession, manufacture, or sale of drugs?

(SP03M)

[BKDRUG](#)<sup>1</sup>

Len : 2 ARRSTD & BOOKED FOR POSSES/SALE DRUGS PAST 12 MOS

	Freq	Pct
1 = Yes.....	199	0.35
2 = No.....	1080	1.92
3 = Yes LOGICALLY ASSIGNED.....	22	0.04
85 = BAD DATA Logically assigned.....	3	0.01
89 = LEGITIMATE SKIP Logically assigned.....	333	0.59
94 = DON'T KNOW.....	1	0.00
97 = REFUSED.....	140	0.25
98 = BLANK (NO ANSWER).....	397	0.71
99 = LEGITIMATE SKIP.....	53961	96.13

NOTE: BKSEXNR was created from answers to the following questions:

In the past 12 months, were you arrested and booked for prostitution or commercialized sex?

In the past 12 months, were you arrested and booked for any other sexual offense, not including rape or prostitution?

(SP03N, SP03O)

[BKSEXNR](#)<sup>1</sup>

Len : 2 ARRSTD & BOOKED SEX OFFENSE EXCL RAPE PST 12 MOS

	Freq	Pct
1 = Yes.....	19	0.03
2 = No.....	1283	2.29
85 = BAD DATA Logically assigned.....	3	0.01
89 = LEGITIMATE SKIP Logically assigned.....	333	0.59
94 = DON'T KNOW.....	2	0.00
97 = REFUSED.....	138	0.25
98 = BLANK (NO ANSWER).....	397	0.71
99 = LEGITIMATE SKIP.....	53961	96.13

In the past 12 months, were you arrested and booked for fraud, possessing stolen goods, or vandalism?

(SP03P)

[BKFRAUD](#)<sup>1</sup>

Len : 2 ARRSTD & BOOKED FOR FRAUD/STOL GOODS PAST 12 MOS

	Freq	Pct
1 = Yes.....	56	0.10
2 = No.....	1225	2.18
3 = Yes LOGICALLY ASSIGNED.....	20	0.04
85 = BAD DATA Logically assigned.....	3	0.01
89 = LEGITIMATE SKIP Logically assigned.....	333	0.59
94 = DON'T KNOW.....	2	0.00
97 = REFUSED.....	139	0.25
98 = BLANK (NO ANSWER).....	397	0.71
99 = LEGITIMATE SKIP.....	53961	96.13

SPECIAL TOPICS

NOTE: For the variable BKOTH, a code of 3 indicates that respondents did not originally answer "yes" to any of the questions about specific offenses for which they were arrested/booked in the past 12 months, including the question about "some other offense." However, these respondents subsequently specified a valid response for an offense in the past 12 months. A code of 5 in BKOTH indicates that respondents reported being arrested/booked at least once in the past 12 months but did not indicate at least one offense for which they were arrested in that period.

In the past 12 months, were you arrested and booked for some other offense besides these that have been named? Please do not include minor traffic violations.

(SP03Q)  
BKOTH<sup>1</sup>

	Freq	Pct
Len : 2 ARRSTD & BOOKED FOR SOME OTHER OFF PAST 12 MOS		
1 = Yes.....	252	0.45
2 = No.....	834	1.49
3 = Yes LOGICALLY ASSIGNED.....	135	0.24
5 = Offense unknown.....	81	0.14
85 = BAD DATA Logically assigned.....	2	0.00
89 = LEGITIMATE SKIP Logically assigned.....	333	0.59
94 = DON'T KNOW.....	1	0.00
97 = REFUSED.....	140	0.25
98 = BLANK (NO ANSWER).....	397	0.71
99 = LEGITIMATE SKIP.....	53961	96.13

(SP03QSC, SP03RSC, SP03SSC)

BKOTHOF<sup>2</sup>

	Freq	Pct
Len : 2 OTHER OFFENSE PAST 12 MONTHS - SPECIFY		
1 = Motor vehicle theft.....	2	0.00
2 = Larceny or theft.....	13	0.02
4 = Serious violent offense.....	1	0.00
5 = Other assault, such as simple assault or battery.....	37	0.07
6 = Robbery.....	3	0.01
9 = Arson.....	1	0.00
10 = Driving under the influence of alcohol or drugs.....	4	0.01
11 = Drunkenness or other liquor law violation.....	9	0.02
12 = Possession of tobacco.....	1	0.00
13 = Possession, manufacture, or sale of drugs.....	26	0.05
16 = Fraud, possessing stolen goods, vandalism.....	23	0.04
17 = Some other offense.....	7	0.01
18 = Weapons law violations.....	12	0.02
19 = Counterfeiting/Forgery.....	3	0.01
20 = Viol of court order/probation/parole, perjury.....	62	0.11
21 = Disorderly conduct.....	29	0.05
22 = Juvenile status offenses.....	4	0.01
23 = All oth offns: crimes agnst persons/prprty/society.....	6	0.01
24 = Traffic violations.....	57	0.10
27 = Trespass of real property.....	14	0.02
29 = Family offenses, nonviolent.....	7	0.01
31 = Intimidation.....	3	0.01
36 = Possession of drug paraphernalia.....	5	0.01
38 = Evading/hindering/obstructing police.....	18	0.03
46 = Theft of/nonpayment for services.....	3	0.01
85 = BAD DATA Logically assigned.....	83	0.15
94 = DON'T KNOW.....	14	0.02
97 = REFUSED.....	163	0.29
98 = BLANK (NO ANSWER).....	398	0.71
99 = LEGITIMATE SKIP.....	55128	98.20

Were you on probation at any time during the past 12 months?

(SP04)

PROBATION<sup>1</sup>

	Freq	Pct
Len : 2 ON PROBATION AT ANY TIME PAST 12 MONTHS		
1 = Yes.....	1081	1.93
2 = No.....	54837	97.69
85 = BAD DATA Logically assigned.....	4	0.01
94 = DON'T KNOW.....	105	0.19
97 = REFUSED.....	101	0.18
98 = BLANK (NO ANSWER).....	8	0.01

SPECIAL TOPICS

Were you on parole, supervised release, or other conditional release from prison at any time during the past 12 months?

(SP05)

PAROLREL<sup>1</sup>

Len : 2 ON PAROLE/SUPRV RELEASE PAST 12 MONTHS

	Freq	Pct
1 = Yes.....	395	0.70
2 = No.....	55563	98.98
85 = BAD DATA Logically assigned.....	6	0.01
94 = DON'T KNOW.....	63	0.11
97 = REFUSED.....	101	0.18
98 = BLANK (NO ANSWER).....	8	0.01

During the past 12 months, have you driven a vehicle while you were under the influence of alcohol?

(SP06A)

DRVINALCO

Len : 2 DROVE UNDER INFLUENCE OF ALCOHOL PST 12 MOS

	Freq	Pct
1 = Yes.....	3846	6.85
2 = No.....	29680	52.87
85 = BAD DATA Logically assigned.....	5	0.01
91 = NEVER USED ALCOHOL.....	16008	28.52
93 = DID NOT USE ALCOHOL IN THE PAST 12 MONTHS.....	6241	11.12
94 = DON'T KNOW.....	18	0.03
97 = REFUSED.....	34	0.06
98 = BLANK (NO ANSWER).....	304	0.54

During the past 12 months, have you driven a vehicle while you were under the influence of marijuana?

(SP06B)

DRVINMARJ

Len : 2 DROVE UNDER INFLUENCE OF MARIJUANA PST 12 MOS

	Freq	Pct
1 = Yes.....	3347	5.96
2 = No.....	8665	15.44
85 = BAD DATA Logically assigned.....	1	0.00
91 = NEVER USED MARIJUANA.....	31312	55.78
93 = DID NOT USE MARIJUANA IN THE PAST 12 MONTHS.....	12521	22.30
94 = DON'T KNOW.....	2	0.00
97 = REFUSED.....	28	0.05
98 = BLANK (NO ANSWER).....	260	0.46

During the past 12 months, have you driven a vehicle while you were under the influence of [COKEFILL]?

(SP06C)

DRVINCOCN

Len : 2 DROVE UNDER INFLU OF COCAINE PST 12 MOS

	Freq	Pct
1 = Yes.....	269	0.48
2 = No.....	1050	1.87
91 = NEVER USED COCAINE.....	49500	88.18
93 = DID NOT USE COCAINE IN THE PAST 12 MONTHS.....	5232	9.32
97 = REFUSED.....	1	0.00
98 = BLANK (NO ANSWER).....	84	0.15

During the past 12 months, have you driven a vehicle while you were under the influence of heroin?

(SP06D)

DRVINHERN

Len : 2 DROVE UNDER INFLUENCE OF HEROIN PAST 12 MOS

	Freq	Pct
1 = Yes.....	60	0.11
2 = No.....	118	0.21
91 = NEVER USED HEROIN.....	55135	98.22
93 = DID NOT USE HEROIN IN THE PAST 12 MONTHS.....	781	1.39
97 = REFUSED.....	1	0.00
98 = BLANK (NO ANSWER).....	41	0.07

SPECIAL TOPICS

During the past 12 months, have you driven a vehicle while you were under the influence of [LSFILL]?

(SP06E)

DRVINHALL

Len : 2 DROVE UNDER INFLU OF HALLUCINOGENS PAST 12 MOS

	Freq	Pct
1 = Yes.....	115	0.20
2 = No.....	1624	2.89
85 = BAD DATA Logically assigned.....	3	0.01
91 = NEVER USED HALLUCINOGENS .....	47707	84.98
93 = DID NOT USE HALLUCINOGENS IN THE PAST 12 MONTHS.....	6288	11.20
97 = REFUSED .....	1	0.00
98 = BLANK (NO ANSWER) .....	398	0.71

During the past 12 months, have you driven a vehicle while you were under the influence of any inhalant?

(SP06F)

DRVININHL

Len : 2 DROVE UNDER INFLUENCE OF INHALANTS PAST 12 MOS

	Freq	Pct
1 = Yes.....	15	0.03
2 = No.....	641	1.14
91 = NEVER USED INHALANTS .....	50637	90.20
93 = DID NOT USE INHALANTS IN THE PAST 12 MONTHS .....	4518	8.05
94 = DON'T KNOW .....	3	0.01
98 = BLANK (NO ANSWER) .....	322	0.57

During the past 12 months, have you driven a vehicle while you were under the influence of methamphetamine?

(SP06G)

DRVINMETH

Len : 2 DROVE UNDER INFLU OF METHAMPHETAMINE PAST 12 MOS

	Freq	Pct
1 = Yes.....	192	0.34
2 = No.....	246	0.44
91 = NEVER USED METHAMPHETAMINE .....	53523	95.35
93 = DID NOT USE METHAMPHETAMINE IN THE PAST 12 MONTHS.....	2093	3.73
94 = DON'T KNOW .....	2	0.00
97 = REFUSED .....	1	0.00
98 = BLANK (NO ANSWER) .....	79	0.14

During the past 12 months, have you driven a vehicle while you were under the influence of alcohol only?

(SP06H)

DRVINALON

Len : 2 DROVE UNDER INFLUENCE OF ONLY ALCOHOL PST 12 MOS

	Freq	Pct
1 = Yes.....	1157	2.06
2 = No.....	128	0.23
85 = BAD DATA Logically assigned.....	1	0.00
91 = NEVER USED ALCOHOL.....	16008	28.52
93 = DID NOT USE ALCOHOL IN THE PAST 12 MONTHS.....	6241	11.12
98 = BLANK (NO ANSWER) .....	340	0.61
99 = LEGITIMATE SKIP.....	32261	57.47

SPECIAL TOPICS

NOTE: MXMJPNLT is a renamed version of the variable MXMJPENL from prior years. In 2006 a new level (6 - No penalty) was added to the answer categories. Therefore, data from the previous variable MXMJPENL may not be comparable to data from the current variable MXMJPNLT.

What is the maximum legal penalty in [STATE FILL FROM FIPE4] for first offense possession of an ounce or less of marijuana for your own use?

(SP07)

MXMJPNLT<sup>1</sup>

Len : 2 MAX PENALTY FOR 1ST MJ POSS < OUNCE IN YOUR STATE

	<b>Freq</b>	<b>Pct</b>
1 = A fine.....	14266	25.41
2 = Probation .....	6499	11.58
3 = Community service.....	3059	5.45
4 = Possible prison sentence .....	9579	17.06
5 = Mandatory prison sentence .....	1895	3.38
6 = No penalty .....	5823	10.37
85 = BAD DATA Logically assigned .....	56	0.10
94 = DON'T KNOW.....	14518	25.86
97 = REFUSED .....	432	0.77
98 = BLANK (NO ANSWER) .....	9	0.02



RECODED SPECIAL TOPICS

**RECODED SPECIAL TOPICS**

NOTE: The variables in this section are recoded variables that were created from one or more of the edited variables from the preceding section.

NOTE: Certain source variables that were used to create recoded variables have valid values that might not have been reported or assigned for the current survey year. However, these values have been included in the general specifications in the codebook on how the recoded variables were created. See additional details about this issue in the Organization of the Data File section of this codebook introduction.

NOTE: Starting in 2016, the DUI questions were revised to ask about individual substances instead of illicit drugs or alcohol overall. The driving under the influence variables in this section are not comparable between 2016 and previous years and have been renamed.

*(DRVINALCO)*

DRVINALCO2

Len : 1 RC-DROVE UNDER INFLUENCE OF ALCOHOL IN PAST YEAR

	<b>Freq</b>	<b>Pct</b>
. = Unknown (Otherwise).....	361	0.64
0 = No (DRVINALCO=2,91,93,99) .....	51929	92.51
1 = Yes (DRVINALCO=1).....	3846	6.85

*(DRVINMARJ)*

DRVINMARJ2

Len : 1 RC-DROVE UNDER INFLUENCE OF MARIJUANA IN PAST YEAR

	<b>Freq</b>	<b>Pct</b>
. = Unknown (Otherwise).....	291	0.52
0 = No (DRVINMARJ=2,91,93,99).....	52498	93.52
1 = Yes (DRVINMARJ=1).....	3347	5.96

The following variable, DRVINDRG, was created by examination of this driving under the influence list of selected drugs: marijuana (DRVINMARJ), cocaine or crack (DRVINCOCN), heroin (DRVINHERN), hallucinogens (DRVINHALL), inhalants (DRVININHL), and methamphetamine (DRVINMETH).

*(DRVINCOCN, DRVINHALL, DRVINHERN, DRVININHL, DRVINMARJ, DRVINMETH)*

DRVINDRG

Len : 1 RC-DROVE UNDER INFLUENCE OF SELECTED ILL DRUGS IN PAST YR

	<b>Freq</b>	<b>Pct</b>
. = Unknown (Otherwise).....	953	1.70
0 = No (All source variables=2,91,93,99).....	51655	92.02
1 = Yes (Any source variable=1).....	3528	6.28

The following variable, DRVINDROT MJ, was created by examination of this driving under the influence list of selected drugs: cocaine or crack (DRVINCOCN), heroin (DRVINHERN), hallucinogens (DRVINHALL), inhalants (DRVININHL), and methamphetamine (DRVINMETH).

*(DRVINCOCN, DRVINHALL, DRVINHERN, DRVININHL, DRVINMETH)*

DRVINDROT MJ

Len : 1 RC-DROVE UNDER INFLUENCE OF SELECTED ILL DRG OTH MRJ IN PY

	<b>Freq</b>	<b>Pct</b>
. = Unknown (Otherwise).....	771	1.37
0 = No (All source variables=2,91,93,99).....	54826	97.67
1 = Yes (Any source variable=1).....	539	0.96

*(DRVINALCO2, DRVINDRG)*

DRVINALDRG

Len : 1 RC-DROVE UNDER INFLUENCE OF ALC OR SELECTED ILL DRG IN PY

	<b>Freq</b>	<b>Pct</b>
. = Unknown (Otherwise).....	1232	2.19
0 = No (DRVINDRG=0 and DRVINALCO2=0).....	48815	86.96
1 = Yes (DRVINDRG=1 or DRVINALCO2=1).....	6089	10.85

*(PAROLREL)*

PAROL

Len : 1 RC-PAROLE/SUPERVISED RELEASE STATUS IN THE PAST YEAR

	<b>Freq</b>	<b>Pct</b>
. = Unknown Parole/Supervised Rel Status (Otherwise).....	178	0.32
1 = On Parole/Supervised Release (PAROLREL=1) .....	395	0.70
2 = Not on Parole/Supervised Release (PAROLREL=2) .....	55563	98.98

RECODED SPECIAL TOPICS

(PROBATON)  
PROB

Len : 1 RC-PROBATION STATUS IN THE PAST YEAR

	<b>Freq</b>	<b>Pct</b>
. = Unknown Probation Status (Otherwise).....	218	0.39
1 = On Probation (PROBATON=1).....	1081	1.93
2 = Not on Probation (PROBATON=2).....	54837	97.69

PRIOR SUBSTANCE USE

**PRIOR SUBSTANCE USE**

*The values in this section may be inconsistent with values for variables in other sections of the interview. Items in this section were edited when respondents legitimately skipped out of these items based on prior answers in earlier sections. Otherwise, variables in one section of the interview generally were not edited to make them consistent with variables in another section of the interview. This note applies to variables in this section marked by a<sup>1</sup>.*

NOTE: The variables MRJYRBFR and MRJAGLST were not edited with respect to one another. Therefore, inconsistencies could exist between these two variables.

Earlier questions were about the past 12 months. This question is about the year before that, that is, from [DATEFILL - 12 MONTHS] to [DATEFILL]. During that year, beginning [DATEFILL - 12 MONTHS] and ending [DATEFILL], did you use marijuana or hashish, even once?

(LU01)

MRJYRBFR<sup>1</sup>

Len : 2 USE MJ OR HASHISH EVEN ONCE YR BEFORE LAST

	Freq	Pct
1 = Yes.....	10632	18.94
2 = No.....	13954	24.86
85 = BAD DATA Logically assigned .....	2	0.00
91 = NEVER USED MARIJUANA .....	31312	55.78
94 = DON'T KNOW .....	133	0.24
97 = REFUSED .....	77	0.14
98 = BLANK (NO ANSWER) .....	26	0.05

The computer recorded that you last used marijuana or hashish [MJREC FILL]. How old were you the last time you used marijuana or hashish?

(LU02)

MRJAGLST<sup>1</sup>

Len : 3 HOW OLD WERE YOU THE LAST TIME USED MARIJUANA

	Freq	Pct
RANGE = 1 - 87 .....	16002	28.51
985 = BAD DATA Logically assigned .....	442	0.79
989 = LEGITIMATE SKIP Logically assigned .....	4	0.01
991 = NEVER USED MARIJUANA .....	31312	55.78
994 = DON'T KNOW .....	305	0.54
997 = REFUSED .....	132	0.24
998 = BLANK (NO ANSWER).....	291	0.52
999 = LEGITIMATE SKIP.....	7648	13.62

Did you last use marijuana or hashish in [CURRENT YEAR - 1] or [CURRENT YEAR]?

Did you last use marijuana or hashish in [CURRENT YEAR - 2] or [CURRENT YEAR - 1]?

In what month in [CURRENT YEAR] did you last use marijuana or hashish?

(LU02A, LU02B, LU02C)

MRJYLU<sup>1</sup>

Len : 4 YEAR OF LAST MARIJUANA/HASHISH USE - RECODE

	Freq	Pct
RANGE = 2017 - 2019 .....	5244	9.34
9985 = BAD DATA Logically assigned .....	98	0.17
9989 = LEGITIMATE SKIP Logically assigned .....	176	0.31
9991 = NEVER USED MARIJUANA.....	31312	55.78
9994 = DON'T KNOW .....	318	0.57
9997 = REFUSED .....	136	0.24
9998 = BLANK (NO ANSWER).....	729	1.30
9999 = LEGITIMATE SKIP.....	18123	32.28

PRIOR SUBSTANCE USE

In what month in [CURRENT YEAR] did you last use marijuana or hashish?

In what month in [YEAR FROM LU02a or LU02b] did you last use marijuana or hashish?

(LU02C, LU02D)

MRJMLU<sup>1</sup>

Len : 2 MONTH OF LAST MARIJUANA/HASHISH USE - RECODE

	Freq	Pct
1 = January.....	451	0.80
2 = February.....	378	0.67
3 = March.....	379	0.68
4 = April.....	376	0.67
5 = May.....	391	0.70
6 = June.....	449	0.80
7 = July.....	521	0.93
8 = August.....	432	0.77
9 = September.....	349	0.62
10 = October.....	378	0.67
11 = November.....	357	0.64
12 = December.....	453	0.81
85 = BAD DATA Logically assigned.....	148	0.26
89 = LEGITIMATE SKIP Logically assigned.....	176	0.31
91 = NEVER USED MARIJUANA.....	31312	55.78
94 = DON'T KNOW.....	567	1.01
97 = REFUSED.....	160	0.29
98 = BLANK (NO ANSWER).....	736	1.31
99 = LEGITIMATE SKIP.....	18123	32.28

Earlier the computer recorded that you last smoked part or all of a cigarette [CG06]. How old were you the last time you smoked part or all of a cigarette?

(LU03)

CIGAGLST<sup>1</sup>

Len : 3 HOW OLD WERE YOU THE LAST TIME SMOKED CIGARETTE

	Freq	Pct
RANGE = 1 - 87.....	15535	27.67
985 = BAD DATA Logically assigned.....	510	0.91
989 = LEGITIMATE SKIP Logically assigned.....	5	0.01
991 = NEVER USED CIGARETTES.....	30465	54.27
994 = DON'T KNOW.....	307	0.55
997 = REFUSED.....	56	0.10
998 = BLANK (NO ANSWER).....	35	0.06
999 = LEGITIMATE SKIP.....	9223	16.43

Did you last smoke part or all of a cigarette in [CURRENT YEAR - 1] or [CURRENT YEAR]?

Did you last smoke part or all of a cigarette in [CURRENT YEAR - 2] or [CURRENT YEAR - 1]?

In what month in [CURRENT YEAR] did you last smoke part or all of a cigarette?

(LU03A, LU03B, LU03C)

CIGYLU<sup>1</sup>

Len : 4 YEAR OF LAST CIGARETTE USE - RECODE

	Freq	Pct
RANGE = 2017 - 2019.....	3208	5.71
9985 = BAD DATA Logically assigned.....	59	0.11
9989 = LEGITIMATE SKIP Logically assigned.....	79	0.14
9991 = NEVER USED CIGARETTES.....	30465	54.27
9994 = DON'T KNOW.....	316	0.56
9997 = REFUSED.....	56	0.10
9998 = BLANK (NO ANSWER).....	557	0.99
9999 = LEGITIMATE SKIP.....	21396	38.11

PRIOR SUBSTANCE USE

In what month in [CURRENT YEAR] did you last smoke part or all of a cigarette?

In what month in [YEAR FROM LU03a or LU03b] did you last smoke part or all of a cigarette?

(LU03C, LU03D)

CIGMLU<sup>1</sup>

Len : 2 MONTH OF LAST CIGARETTE USE - RECODE

	Freq	Pct
1 = January.....	272	0.48
2 = February.....	221	0.39
3 = March.....	237	0.42
4 = April.....	205	0.37
5 = May.....	199	0.35
6 = June.....	306	0.55
7 = July.....	283	0.50
8 = August.....	271	0.48
9 = September.....	213	0.38
10 = October.....	247	0.44
11 = November.....	230	0.41
12 = December.....	307	0.55
85 = BAD DATA Logically assigned.....	115	0.20
89 = LEGITIMATE SKIP Logically assigned.....	79	0.14
91 = NEVER USED CIGARETTES.....	30465	54.27
94 = DON'T KNOW.....	467	0.83
97 = REFUSED.....	63	0.11
98 = BLANK (NO ANSWER).....	560	1.00
99 = LEGITIMATE SKIP.....	21396	38.11

Earlier the computer also recorded that there was a period in your life when you smoked cigarettes every day for at least 30 days. How old were you when you last smoked cigarettes daily?

(LU04)

CIGDLLST<sup>1</sup>

Len : 3 HOW OLD WERE YOU THE LAST TIME SMOKED CIGS DAILY

	Freq	Pct
RANGE = 7 - 87.....	8010	14.27
985 = BAD DATA Logically assigned.....	155	0.28
991 = NEVER USED CIGARETTES.....	30465	54.27
994 = DON'T KNOW.....	107	0.19
997 = REFUSED.....	42	0.07
998 = BLANK (NO ANSWER).....	5	0.01
999 = LEGITIMATE SKIP.....	17352	30.91

Did you last smoke cigarettes daily in [CURRENT YEAR - 1] or [CURRENT YEAR]?

Did you last smoke cigarettes daily in [CURRENT YEAR - 2] or [CURRENT YEAR - 1]?

In what month in [CURRENT YEAR] did you last smoke cigarettes daily?

(LU04A, LU04B, LU04C)

CIGDLYLU<sup>1</sup>

Len : 4 YEAR OF LAST CIGARETTE USE EVERY DAY - RECODE

	Freq	Pct
RANGE = 2017 - 2019.....	1806	3.22
9985 = BAD DATA Logically assigned.....	24	0.04
9989 = LEGITIMATE SKIP Logically assigned.....	53	0.09
9991 = NEVER USED CIGARETTES.....	30465	54.27
9994 = DON'T KNOW.....	108	0.19
9997 = REFUSED.....	44	0.08
9998 = BLANK (NO ANSWER).....	165	0.29
9999 = LEGITIMATE SKIP.....	23471	41.81

PRIOR SUBSTANCE USE

In what month in [CURRENT YEAR] did you last smoke cigarettes daily?

In what month in [YEAR FROM LU04a or LU04b] did you last smoke cigarettes daily?

(LU04C, LU04D)

CIGDMLU<sup>1</sup>

Len : 2 MONTH OF LAST CIGARETTE USE EVERY DAY - RECODE

	Freq	Pct
1 = January.....	190	0.34
2 = February.....	129	0.23
3 = March.....	132	0.24
4 = April.....	152	0.27
5 = May.....	107	0.19
6 = June.....	129	0.23
7 = July.....	180	0.32
8 = August.....	131	0.23
9 = September.....	105	0.19
10 = October.....	186	0.33
11 = November.....	113	0.20
12 = December.....	218	0.39
85 = BAD DATA Logically assigned.....	32	0.06
89 = LEGITIMATE SKIP Logically assigned.....	53	0.09
91 = NEVER USED CIGARETTES.....	30465	54.27
94 = DON'T KNOW.....	131	0.23
97 = REFUSED.....	47	0.08
98 = BLANK (NO ANSWER).....	165	0.29
99 = LEGITIMATE SKIP.....	23471	41.81

The computer recorded that you last used "smokeless" tobacco [CGSNREC FILL]. How old were you the last time you used "smokeless" tobacco?

(LU05)

SMKAGLAST<sup>1</sup>

Len : 3 HOW OLD WERE YOU LAST THE TIME USED SMOKELESS TOB

	Freq	Pct
RANGE = 2 - 82.....	5880	10.47
985 = BAD DATA Logically assigned.....	390	0.69
991 = NEVER USED SMOKELESS TOBACCO.....	47560	84.72
994 = DON'T KNOW.....	193	0.34
997 = REFUSED.....	32	0.06
998 = BLANK (NO ANSWER).....	66	0.12
999 = LEGITIMATE SKIP.....	2015	3.59

Did you last use "smokeless" tobacco in [CURRENT YEAR - 1] or [CURRENT YEAR]?

Did you last use "smokeless" tobacco in [CURRENT YEAR - 2] or [CURRENT YEAR - 1]?

In what month in [CURRENT YEAR] did you last use "smokeless" tobacco?

(LU05A, LU05B, LU05C)

SMKYRLAST<sup>1</sup>

Len : 4 YEAR OF LAST "SMOKELESS" TOBACCO USE - RECODE

	Freq	Pct
RANGE = 2017 - 2019.....	1140	2.03
9985 = BAD DATA Logically assigned.....	29	0.05
9989 = LEGITIMATE SKIP Logically assigned.....	50	0.09
9991 = NEVER USED SMOKELESS TOBACCO.....	47560	84.72
9994 = DON'T KNOW.....	197	0.35
9997 = REFUSED.....	31	0.06
9998 = BLANK (NO ANSWER).....	453	0.81
9999 = LEGITIMATE SKIP.....	6676	11.89

PRIOR SUBSTANCE USE

In what month in [CURRENT YEAR] did you last use "smokeless" tobacco?

In what month in [YEAR FROM LU05a or LU05b] did you last use "smokeless" tobacco?

(LU05C, LU05D)

SMKMOLAST<sup>1</sup>

Len : 2 MONTH OF LAST SMOKELESS TOBACCO USE - RECODE

	Freq	Pct
1 = January.....	86	0.15
2 = February.....	77	0.14
3 = March.....	76	0.14
4 = April.....	73	0.13
5 = May.....	63	0.11
6 = June.....	106	0.19
7 = July.....	134	0.24
8 = August.....	102	0.18
9 = September.....	75	0.13
10 = October.....	80	0.14
11 = November.....	88	0.16
12 = December.....	73	0.13
85 = BAD DATA Logically assigned.....	62	0.11
89 = LEGITIMATE SKIP Logically assigned.....	50	0.09
91 = NEVER USED SMOKELESS TOBACCO.....	47560	84.72
94 = DON'T KNOW.....	259	0.46
97 = REFUSED.....	35	0.06
98 = BLANK (NO ANSWER).....	461	0.82
99 = LEGITIMATE SKIP.....	6676	11.89

The computer recorded that you last smoked part or all of a cigar [CG37REC FILL]. How old were you the last time you smoked part or all of a cigar?

(LU07)

CGRAGLST<sup>1</sup>

Len : 3 HOW OLD WERE YOU THE LAST TIME SMOKED CIGAR

	Freq	Pct
RANGE = 3 - 85.....	11691	20.83
985 = BAD DATA Logically assigned.....	613	1.09
989 = LEGITIMATE SKIP Logically assigned.....	1	0.00
991 = NEVER USED CIGARS.....	40680	72.47
994 = DON'T KNOW.....	389	0.69
997 = REFUSED.....	58	0.10
998 = BLANK (NO ANSWER).....	37	0.07
999 = LEGITIMATE SKIP.....	2667	4.75

Did you last smoke part or all of a cigar in [CURRENT YEAR - 1] or [CURRENT YEAR]?

Did you last smoke part or all of a cigar in [CURRENT YEAR - 2] or [CURRENT YEAR - 1]?

In what month in [CURRENT YEAR] did you last smoke part or all of a cigar?

(LU07A, LU07B, LU07C)

CIGARYLU<sup>1</sup>

Len : 4 YEAR OF LAST CIGAR USE - RECODE

	Freq	Pct
RANGE = 2017 - 2019.....	3290	5.86
9985 = BAD DATA Logically assigned.....	57	0.10
9989 = LEGITIMATE SKIP Logically assigned.....	97	0.17
9991 = NEVER USED CIGARS.....	40680	72.47
9994 = DON'T KNOW.....	402	0.72
9997 = REFUSED.....	59	0.11
9998 = BLANK (NO ANSWER).....	651	1.16
9999 = LEGITIMATE SKIP.....	10900	19.42

PRIOR SUBSTANCE USE

In what month in [CURRENT YEAR] did you last smoke part or all of a cigar?

In what month in [YEAR FROM LU07a or LU07b] did you last smoke part or all of a cigar?

(LU07C, LU07D)

CIGARMLU<sup>1</sup>

Len : 2 MONTH OF LAST CIGAR USE - RECODE

	Freq	Pct
1 = January.....	234	0.42
2 = February.....	188	0.33
3 = March.....	192	0.34
4 = April.....	201	0.36
5 = May.....	255	0.45
6 = June.....	337	0.60
7 = July.....	405	0.72
8 = August.....	284	0.51
9 = September.....	232	0.41
10 = October.....	253	0.45
11 = November.....	208	0.37
12 = December.....	254	0.45
85 = BAD DATA Logically assigned.....	101	0.18
89 = LEGITIMATE SKIP Logically assigned.....	97	0.17
91 = NEVER USED CIGARS.....	40680	72.47
94 = DON'T KNOW.....	589	1.05
97 = REFUSED.....	68	0.12
98 = BLANK (NO ANSWER).....	658	1.17
99 = LEGITIMATE SKIP.....	10900	19.42

The computer recorded that you last drank an alcoholic beverage [ALCREC FILL]. How old were you the last time you drank an alcoholic beverage?

(LU08)

ALCAGLST<sup>1</sup>

Len : 3 HOW OLD WERE YOU LAST TIME DRANK ALCOHOL BEVERAGE

	Freq	Pct
RANGE = 1 - 99.....	14108	25.13
985 = BAD DATA Logically assigned.....	196	0.35
989 = LEGITIMATE SKIP Logically assigned.....	9	0.02
991 = NEVER USED ALCOHOL.....	16008	28.52
994 = DON'T KNOW.....	293	0.52
997 = REFUSED.....	123	0.22
998 = BLANK (NO ANSWER).....	401	0.71
999 = LEGITIMATE SKIP.....	24998	44.53

Did you last drink an alcoholic beverage in [CURRENT YEAR - 1] or [CURRENT YEAR]?

Did you last drink an alcoholic beverage in [CURRENT YEAR - 2] or [CURRENT YEAR - 1]?

In what month in [CURRENT YEAR] did you last drink an alcoholic beverage?

(LU08A, LU08B, LU08C)

ALCYLU<sup>1</sup>

Len : 4 YEAR OF LAST ALCOHOL USE - RECODE

	Freq	Pct
RANGE = 2017 - 2019.....	9320	16.60
9985 = BAD DATA Logically assigned.....	126	0.22
9989 = LEGITIMATE SKIP Logically assigned.....	159	0.28
9991 = NEVER USED ALCOHOL.....	16008	28.52
9994 = DON'T KNOW.....	309	0.55
9997 = REFUSED.....	127	0.23
9998 = BLANK (NO ANSWER).....	620	1.10
9999 = LEGITIMATE SKIP.....	29467	52.49



PRIOR SUBSTANCE USE

In what month in [CURRENT YEAR] did you last drink an alcoholic beverage?

In what month in [YEAR FROM LU08a or LU08b] did you last drink an alcoholic beverage?

(LU08C, LU08D)

ALCMLU<sup>1</sup>

Len : 2 MONTH OF LAST ALCOHOL USE - RECODE

	Freq	Pct
1 = January.....	1101	1.96
2 = February.....	691	1.23
3 = March.....	732	1.30
4 = April.....	553	0.99
5 = May.....	585	1.04
6 = June.....	756	1.35
7 = July.....	979	1.74
8 = August.....	664	1.18
9 = September.....	625	1.11
10 = October.....	510	0.91
11 = November.....	479	0.85
12 = December.....	1251	2.23
85 = BAD DATA Logically assigned.....	173	0.31
89 = LEGITIMATE SKIP Logically assigned.....	159	0.28
91 = NEVER USED ALCOHOL.....	16008	28.52
94 = DON'T KNOW.....	638	1.14
97 = REFUSED.....	139	0.25
98 = BLANK (NO ANSWER).....	626	1.12
99 = LEGITIMATE SKIP.....	29467	52.49

The computer recorded that you last used cocaine [CCREC FILL]. How old were you the last time you used cocaine?

(LU09)

COCAGLST<sup>1</sup>

Len : 3 HOW OLD WERE YOU THE LAST TIME USED COCAINE

	Freq	Pct
RANGE = 8 - 75.....	5546	9.88
985 = BAD DATA Logically assigned.....	403	0.72
989 = LEGITIMATE SKIP Logically assigned.....	16	0.03
991 = NEVER USED COCAINE.....	49502	88.18
994 = DON'T KNOW.....	146	0.26
997 = REFUSED.....	44	0.08
998 = BLANK (NO ANSWER).....	46	0.08
999 = LEGITIMATE SKIP.....	433	0.77

Did you last use cocaine in [CURRENT YEAR - 1] or [CURRENT YEAR]?

Did you last use cocaine in [CURRENT YEAR - 2] or [CURRENT YEAR - 1]?

In what month in [CURRENT YEAR] did you last use cocaine?

(LU09A, LU09B, LU09C)

COCYLU<sup>1</sup>

Len : 4 YEAR OF LAST COCAINE USE - RECODE

	Freq	Pct
RANGE = 2017 - 2019.....	1159	2.06
9985 = BAD DATA Logically assigned.....	30	0.05
9989 = LEGITIMATE SKIP Logically assigned.....	53	0.09
9991 = NEVER USED COCAINE.....	49502	88.18
9994 = DON'T KNOW.....	147	0.26
9997 = REFUSED.....	45	0.08
9998 = BLANK (NO ANSWER).....	451	0.80
9999 = LEGITIMATE SKIP.....	4749	8.46

PRIOR SUBSTANCE USE

In what month in [CURRENT YEAR] did you last use cocaine?

In what month in [YEAR FROM LU09a or LU09b] did you last use cocaine?

(LU09C, LU09D)

COCMLU<sup>1</sup>

Len : 2 MONTH OF LAST COCAINE USE - RECODE

	Freq	Pct
1 = January.....	126	0.22
2 = February.....	77	0.14
3 = March.....	86	0.15
4 = April.....	88	0.16
5 = May.....	83	0.15
6 = June.....	94	0.17
7 = July.....	111	0.20
8 = August.....	83	0.15
9 = September.....	63	0.11
10 = October.....	94	0.17
11 = November.....	78	0.14
12 = December.....	95	0.17
85 = BAD DATA Logically assigned.....	57	0.10
89 = LEGITIMATE SKIP Logically assigned.....	53	0.09
91 = NEVER USED COCAINE.....	49502	88.18
94 = DON'T KNOW.....	196	0.35
97 = REFUSED.....	47	0.08
98 = BLANK (NO ANSWER).....	454	0.81
99 = LEGITIMATE SKIP.....	4749	8.46

The computer recorded that you last used "crack" [CKREC FILL]. How old were you the last time you used "crack?"

(LU10)

CRKAGLST<sup>1</sup>

Len : 3 HOW OLD WERE YOU THE LAST TIME USED CRACK

	Freq	Pct
RANGE = 13 - 74.....	1194	2.13
985 = BAD DATA Logically assigned.....	151	0.27
991 = NEVER USED CRACK.....	54643	97.34
994 = DON'T KNOW.....	42	0.07
997 = REFUSED.....	18	0.03
998 = BLANK (NO ANSWER).....	18	0.03
999 = LEGITIMATE SKIP.....	70	0.12

Did you last use "crack" in [CURRENT YEAR - 1] or [CURRENT YEAR]?

Did you last use "crack" in [CURRENT YEAR - 2] or [CURRENT YEAR - 1]?

In what month in [CURRENT YEAR] did you last use "crack"?

(LU10A, LU10B, LU10C)

CRKYLU<sup>1</sup>

Len : 4 YEAR OF LAST CRACK USE - RECODE

	Freq	Pct
RANGE = 2017 - 2019.....	124	0.22
9985 = BAD DATA Logically assigned.....	7	0.01
9989 = LEGITIMATE SKIP Logically assigned.....	5	0.01
9991 = NEVER USED CRACK.....	54643	97.34
9994 = DON'T KNOW.....	42	0.07
9997 = REFUSED.....	18	0.03
9998 = BLANK (NO ANSWER).....	167	0.30
9999 = LEGITIMATE SKIP.....	1130	2.01

PRIOR SUBSTANCE USE

In what month in [CURRENT YEAR] did you last use "crack"?

In what month in [YEAR FROM LU10a or LU10b] did you last use "crack"?

(LU10C, LU10D)

CRKMLU<sup>1</sup>

Len : 2 MONTH OF LAST CRACK USE - RECODE

	Freq	Pct
1 = January.....	8	0.01
2 = February.....	10	0.02
3 = March.....	10	0.02
4 = April.....	6	0.01
5 = May.....	6	0.01
6 = June.....	12	0.02
7 = July.....	11	0.02
8 = August.....	10	0.02
9 = September.....	7	0.01
10 = October.....	10	0.02
11 = November.....	9	0.02
12 = December.....	13	0.02
85 = BAD DATA Logically assigned.....	14	0.02
89 = LEGITIMATE SKIP Logically assigned.....	5	0.01
91 = NEVER USED CRACK.....	54643	97.34
94 = DON'T KNOW.....	46	0.08
97 = REFUSED.....	19	0.03
98 = BLANK (NO ANSWER).....	167	0.30
99 = LEGITIMATE SKIP.....	1130	2.01

The computer recorded that you last used heroin [HEREC FILL]. How old were you the last time you used heroin?

(LU11)

HERAGLST<sup>1</sup>

Len : 3 HOW OLD WERE YOU THE LAST TIME USED HEROIN

	Freq	Pct
RANGE = 12 - 70.....	781	1.39
985 = BAD DATA Logically assigned.....	82	0.15
991 = NEVER USED HEROIN.....	55135	98.22
994 = DON'T KNOW.....	26	0.05
997 = REFUSED.....	8	0.01
998 = BLANK (NO ANSWER).....	33	0.06
999 = LEGITIMATE SKIP.....	71	0.13

Did you last use heroin in [CURRENT YEAR - 1] or [CURRENT YEAR]?

Did you last use heroin in [CURRENT YEAR - 2] or [CURRENT YEAR - 1]?

In what month in [CURRENT YEAR] did you last use heroin?

(LU11A, LU11B, LU11C)

HERYLU<sup>1</sup>

Len : 4 YEAR OF LAST HEROIN USE - RECODE

	Freq	Pct
RANGE = 2017 - 2019.....	131	0.23
9985 = BAD DATA Logically assigned.....	5	0.01
9989 = LEGITIMATE SKIP Logically assigned.....	6	0.01
9991 = NEVER USED HEROIN.....	55135	98.22
9994 = DON'T KNOW.....	26	0.05
9997 = REFUSED.....	9	0.02
9998 = BLANK (NO ANSWER).....	115	0.20
9999 = LEGITIMATE SKIP.....	709	1.26

PRIOR SUBSTANCE USE

In what month in [CURRENT YEAR] did you last use heroin?

In what month in [YEAR FROM LU11a or LU11b] did you last use heroin?

(LU11C, LU11D)

HERMLU<sup>1</sup>

Len : 2 MONTH OF LAST HEROIN USE - RECODE

	Freq	Pct
1 = January.....	7	0.01
2 = February.....	12	0.02
3 = March.....	15	0.03
4 = April.....	4	0.01
5 = May.....	10	0.02
6 = June.....	12	0.02
7 = July.....	13	0.02
8 = August.....	14	0.02
9 = September.....	4	0.01
10 = October.....	16	0.03
11 = November.....	9	0.02
12 = December.....	9	0.02
85 = BAD DATA Logically assigned.....	5	0.01
89 = LEGITIMATE SKIP Logically assigned.....	6	0.01
91 = NEVER USED HEROIN.....	55135	98.22
94 = DON'T KNOW.....	31	0.06
97 = REFUSED.....	9	0.02
98 = BLANK (NO ANSWER).....	116	0.21
99 = LEGITIMATE SKIP.....	709	1.26

The computer recorded that you last used [LSFILL] [HALLREC FILL]. How old were you the last time you used [LSFILL]?

(LU12)

HALLAGLST<sup>1</sup>

Len : 3 HOW OLD WERE YOU THE LAST TIME USED HALLUCINOGEN

	Freq	Pct
RANGE = 4 - 72.....	6990	12.45
985 = BAD DATA Logically assigned.....	419	0.75
989 = LEGITIMATE SKIP Logically assigned.....	25	0.04
991 = NEVER USED HALLUCINOGENS.....	47707	84.98
994 = DON'T KNOW.....	185	0.33
997 = REFUSED.....	48	0.09
998 = BLANK (NO ANSWER).....	308	0.55
999 = LEGITIMATE SKIP.....	454	0.81

Did you last use [LSFILL] in [CURRENT YEAR - 1] or [CURRENT YEAR]?

Did you last use [LSFILL] in [CURRENT YEAR - 2] or [CURRENT YEAR - 1]?

In what month in [CURRENT YEAR] did you last use [LSFILL]?

(LU12A, LU12B, LU12C)

HALLYRLST<sup>1</sup>

Len : 4 YEAR OF LAST HALLUCINOGEN USE - RECODE

	Freq	Pct
RANGE = 2017 - 2019.....	1518	2.70
9985 = BAD DATA Logically assigned.....	37	0.07
9989 = LEGITIMATE SKIP Logically assigned.....	50	0.09
9991 = NEVER USED HALLUCINOGENS.....	47707	84.98
9994 = DON'T KNOW.....	190	0.34
9997 = REFUSED.....	48	0.09
9998 = BLANK (NO ANSWER).....	808	1.44
9999 = LEGITIMATE SKIP.....	5778	10.29

PRIOR SUBSTANCE USE

In what month in [CURRENT YEAR] did you last use [LSFILL]?

In what month in [YEAR FROM LU12a or LU12b] did you last use [LSFILL]?

(LU12C, LU12D)

HALLMOLST<sup>1</sup>

Len : 2 MONTH OF LAST HALLUCINOGEN USE - RECODE

	Freq	Pct
1 = January.....	102	0.18
2 = February.....	103	0.18
3 = March.....	102	0.18
4 = April.....	112	0.20
5 = May.....	123	0.22
6 = June.....	145	0.26
7 = July.....	186	0.33
8 = August.....	129	0.23
9 = September.....	98	0.17
10 = October.....	94	0.17
11 = November.....	94	0.17
12 = December.....	105	0.19
85 = BAD DATA Logically assigned.....	93	0.17
89 = LEGITIMATE SKIP Logically assigned.....	50	0.09
91 = NEVER USED HALLUCINOGENS.....	47707	84.98
94 = DON'T KNOW.....	247	0.44
97 = REFUSED.....	58	0.10
98 = BLANK (NO ANSWER).....	810	1.44
99 = LEGITIMATE SKIP.....	5778	10.29

The computer recorded that you last used LSD [LSDREC FILL]. How old were you the last time you used LSD?

(LU13)

LSDAGLST<sup>1</sup>

Len : 3 HOW OLD WERE YOU THE LAST TIME USED LSD

	Freq	Pct
RANGE = 4 - 71.....	4280	7.62
985 = BAD DATA Logically assigned.....	179	0.32
991 = NEVER USED LSD.....	51169	91.15
994 = DON'T KNOW.....	105	0.19
997 = REFUSED.....	24	0.04
998 = BLANK (NO ANSWER).....	197	0.35
999 = LEGITIMATE SKIP.....	182	0.32

Did you last use LSD in [CURRENT YEAR - 1] or [CURRENT YEAR]?

Did you last use LSD in [CURRENT YEAR - 2] or [CURRENT YEAR - 1]?

In what month in [CURRENT YEAR] did you last use LSD?

(LU13A, LU13B, LU13C)

LSDYLU<sup>1</sup>

Len : 4 YEAR OF LAST LSD USE - RECODE

	Freq	Pct
RANGE = 2017 - 2019.....	858	1.53
9985 = BAD DATA Logically assigned.....	15	0.03
9989 = LEGITIMATE SKIP Logically assigned.....	22	0.04
9991 = NEVER USED LSD.....	51169	91.15
9994 = DON'T KNOW.....	107	0.19
9997 = REFUSED.....	24	0.04
9998 = BLANK (NO ANSWER).....	382	0.68
9999 = LEGITIMATE SKIP.....	3559	6.34

PRIOR SUBSTANCE USE

In what month in [CURRENT YEAR] did you last use LSD?

In what month in [YEAR FROM LU13a or LU13b] did you last use LSD?

(LU13C, LU13D)

LSDMLU<sup>1</sup>

Len : 2 MONTH OF LAST LSD USE - RECODE

	Freq	Pct
1 = January.....	58	0.10
2 = February.....	56	0.10
3 = March.....	62	0.11
4 = April.....	56	0.10
5 = May.....	62	0.11
6 = June.....	89	0.16
7 = July.....	114	0.20
8 = August.....	76	0.14
9 = September.....	51	0.09
10 = October.....	50	0.09
11 = November.....	54	0.10
12 = December.....	61	0.11
85 = BAD DATA Logically assigned.....	33	0.06
89 = LEGITIMATE SKIP Logically assigned.....	22	0.04
91 = NEVER USED LSD.....	51169	91.15
94 = DON'T KNOW.....	136	0.24
97 = REFUSED.....	27	0.05
98 = BLANK (NO ANSWER).....	401	0.71
99 = LEGITIMATE SKIP.....	3559	6.34

The computer recorded that you last used PCP [PCPREC FILL]. How old were you the last time you used PCP?

(LU14)

PCPAGLST<sup>1</sup>

Len : 3 HOW OLD WERE YOU THE LAST TIME USED PCP

	Freq	Pct
RANGE = 1 - 56.....	600	1.07
985 = BAD DATA Logically assigned.....	78	0.14
991 = NEVER USED PCP.....	55345	98.59
994 = DON'T KNOW.....	20	0.04
997 = REFUSED.....	5	0.01
998 = BLANK (NO ANSWER).....	84	0.15
999 = LEGITIMATE SKIP.....	4	0.01

Did you last use PCP in [CURRENT YEAR - 1] or [CURRENT YEAR]?

Did you last use PCP in [CURRENT YEAR - 2] or [CURRENT YEAR - 1]?

In what month in [CURRENT YEAR] did you last use PCP?

(LU14A, LU14B, LU14C)

PCPYLU<sup>1</sup>

Len : 4 YEAR OF LAST PCP USE - RECODE

	Freq	Pct
RANGE = 2017 - 2019.....	32	0.06
9985 = BAD DATA Logically assigned.....	1	0.00
9989 = LEGITIMATE SKIP Logically assigned.....	2	0.00
9991 = NEVER USED PCP.....	55345	98.59
9994 = DON'T KNOW.....	20	0.04
9997 = REFUSED.....	5	0.01
9998 = BLANK (NO ANSWER).....	162	0.29
9999 = LEGITIMATE SKIP.....	569	1.01

PRIOR SUBSTANCE USE

In what month in [CURRENT YEAR] did you last use PCP?

In what month in [YEAR FROM LU14a or LU14b] did you last use PCP?

(LU14C, LU14D)

PCPMLU<sup>1</sup>

Len : 2 MONTH OF LAST PCP USE - RECODE

	Freq	Pct
2 = February.....	3	0.01
3 = March.....	3	0.01
4 = April.....	4	0.01
5 = May.....	2	0.00
6 = June.....	3	0.01
7 = July.....	5	0.01
8 = August.....	1	0.00
9 = September.....	1	0.00
10 = October.....	1	0.00
11 = November.....	2	0.00
12 = December.....	4	0.01
85 = BAD DATA Logically assigned.....	2	0.00
89 = LEGITIMATE SKIP Logically assigned.....	2	0.00
91 = NEVER USED PCP.....	55345	98.59
94 = DON'T KNOW.....	21	0.04
97 = REFUSED.....	5	0.01
98 = BLANK (NO ANSWER).....	163	0.29
99 = LEGITIMATE SKIP.....	569	1.01

The computer recorded that you last used "Ecstasy" or "Molly" also known as MDMA [ECSTREC FILL]. How old were you the last time you used "Ecstasy" or "Molly" ?

(LU15)

ECSTMOAGL<sup>1</sup>

Len : 3 HOW OLD WERE YOU THE LAST TIME USED ECSTASY/MOLLY

	Freq	Pct
RANGE = 9 - 65.....	3751	6.68
985 = BAD DATA Logically assigned.....	216	0.38
989 = LEGITIMATE SKIP Logically assigned.....	1	0.00
991 = NEVER USED ECSTASY.....	51719	92.13
994 = DON'T KNOW.....	65	0.12
997 = REFUSED.....	26	0.05
998 = BLANK (NO ANSWER).....	203	0.36
999 = LEGITIMATE SKIP.....	155	0.28

Did you last use "Ecstasy" or "Molly" in [CURRENT YEAR - 1] or [CURRENT YEAR]?

Did you last use "Ecstasy" or "Molly" in [CURRENT YEAR - 2] or [CURRENT YEAR - 1]?

In what month in [CURRENT YEAR] did you last use "Ecstasy" or "Molly"?

(LU15A, LU15B, LU15C)

ECSTMOYLU<sup>1</sup>

Len : 4 YEAR OF LAST ECSTASY OR MOLLY USE - RECODE

	Freq	Pct
RANGE = 2017 - 2019.....	776	1.38
9985 = BAD DATA Logically assigned.....	12	0.02
9989 = LEGITIMATE SKIP Logically assigned.....	11	0.02
9991 = NEVER USED ECSTASY OR MOLLY.....	51719	92.13
9994 = DON'T KNOW.....	66	0.12
9997 = REFUSED.....	26	0.05
9998 = BLANK (NO ANSWER).....	420	0.75
9999 = LEGITIMATE SKIP.....	3106	5.53

PRIOR SUBSTANCE USE

In what month in [CURRENT YEAR] did you last use "Ecstasy" or "Molly"?

In what month in [YEAR FROM LU15a or LU15b] did you last use "Ecstasy" or "Molly"?

(LU15C, LU15D)

ECSTMOMLU<sup>1</sup>

Len : 2 MONTH OF LAST ECSTASY OR MOLLY USE - RECODE

	Freq	Pct
1 = January.....	65	0.12
2 = February.....	57	0.10
3 = March.....	62	0.11
4 = April.....	64	0.11
5 = May.....	63	0.11
6 = June.....	75	0.13
7 = July.....	67	0.12
8 = August.....	58	0.10
9 = September.....	62	0.11
10 = October.....	53	0.09
11 = November.....	43	0.08
12 = December.....	54	0.10
85 = BAD DATA Logically assigned.....	30	0.05
89 = LEGITIMATE SKIP Logically assigned.....	11	0.02
91 = NEVER USED ECSTASY OR MOLLY.....	51719	92.13
94 = DON'T KNOW.....	87	0.15
97 = REFUSED.....	27	0.05
98 = BLANK (NO ANSWER).....	433	0.77
99 = LEGITIMATE SKIP.....	3106	5.53

The computer recorded that you last used any inhalants for kicks or to get high [INREC FILL]. How old were you the last time you used any inhalants for kicks or to get high?

(LU16)

INHLAGLST<sup>1</sup>

Len : 3 HOW OLD WERE YOU THE LAST TIME USED INHALANTS

	Freq	Pct
RANGE = 1 - 72.....	4268	7.60
985 = BAD DATA Logically assigned.....	422	0.75
989 = LEGITIMATE SKIP Logically assigned.....	3	0.01
991 = NEVER USED INHALANTS.....	50637	90.20
994 = DON'T KNOW.....	275	0.49
997 = REFUSED.....	93	0.17
998 = BLANK (NO ANSWER).....	254	0.45
999 = LEGITIMATE SKIP.....	184	0.33

Did you last use an inhalant for kicks or to get high in [CURRENT YEAR - 1] or [CURRENT YEAR]?

Did you last use an inhalant for kicks or to get high in [CURRENT YEAR - 2] or [CURRENT YEAR - 1]?

In what month in [CURRENT YEAR] did you last use an inhalant for kicks or to get high?

(LU16A, LU16B, LU16C)

INHLYRLST<sup>1</sup>

Len : 4 YEAR OF LAST INHALANT USE - RECODE

	Freq	Pct
RANGE = 2017 - 2019.....	708	1.26
9985 = BAD DATA Logically assigned.....	40	0.07
9989 = LEGITIMATE SKIP Logically assigned.....	23	0.04
9991 = NEVER USED INHALANTS.....	50637	90.20
9994 = DON'T KNOW.....	277	0.49
9997 = REFUSED.....	93	0.17
9998 = BLANK (NO ANSWER).....	666	1.19
9999 = LEGITIMATE SKIP.....	3692	6.58



PRIOR SUBSTANCE USE

In what month in [CURRENT YEAR] did you last use an inhalant for kicks or to get high?

In what month in [YEAR FROM LU16a or LU16b] did you last use an inhalant for kicks or to get high?

(LU16C, LU16D)

INHLMOLST<sup>1</sup>

Len : 2 MONTH OF LAST INHALANT USE - RECODE

	Freq	Pct
1 = January.....	57	0.10
2 = February.....	48	0.09
3 = March.....	58	0.10
4 = April.....	54	0.10
5 = May.....	45	0.08
6 = June.....	51	0.09
7 = July.....	39	0.07
8 = August.....	44	0.08
9 = September.....	40	0.07
10 = October.....	46	0.08
11 = November.....	46	0.08
12 = December.....	44	0.08
85 = BAD DATA Logically assigned.....	67	0.12
89 = LEGITIMATE SKIP Logically assigned.....	23	0.04
91 = NEVER USED INHALANTS.....	50637	90.20
94 = DON'T KNOW.....	371	0.66
97 = REFUSED.....	101	0.18
98 = BLANK (NO ANSWER).....	673	1.20
99 = LEGITIMATE SKIP.....	3692	6.58

The computer recorded that you last used methamphetamine [MEREK FILL]. How old were you the last time you used methamphetamine?

(LU17)

METHAGLST<sup>1</sup>

Len : 3 HOW OLD WERE YOU THE LAST TIME USED METH

	Freq	Pct
RANGE = 1 - 69.....	2097	3.74
985 = BAD DATA Logically assigned.....	151	0.27
991 = NEVER USED METHAMPHETAMINE.....	53525	95.35
994 = DON'T KNOW.....	50	0.09
997 = REFUSED.....	21	0.04
998 = BLANK (NO ANSWER).....	73	0.13
999 = LEGITIMATE SKIP.....	219	0.39

Did you last use methamphetamine in [CURRENT YEAR - 1] or [CURRENT YEAR]?

Did you last use methamphetamine in [CURRENT YEAR - 2] or [CURRENT YEAR - 1]?

In what month in [CURRENT YEAR] did you last use methamphetamine?

(LU17A, LU17B, LU17C)

METHYRLST<sup>1</sup>

Len : 4 YEAR OF LAST METHAMPHETAMINE USE - RECODE

	Freq	Pct
RANGE = 2017 - 2019.....	327	0.58
9985 = BAD DATA Logically assigned.....	12	0.02
9989 = LEGITIMATE SKIP Logically assigned.....	17	0.03
9991 = NEVER USED METHAMPHETAMINE.....	53525	95.35
9994 = DON'T KNOW.....	51	0.09
9997 = REFUSED.....	22	0.04
9998 = BLANK (NO ANSWER).....	223	0.40
9999 = LEGITIMATE SKIP.....	1959	3.49

PRIOR SUBSTANCE USE

In what month in [CURRENT YEAR] did you last use methamphetamine?

In what month in [YEAR FROM LU17a or LU17b] did you last use methamphetamine?

(LU17C, LU17D)

METHMOLST<sup>1</sup>

Len : 2 MONTH OF LAST METH USE - RECODE

	Freq	Pct
1 = January.....	29	0.05
2 = February.....	30	0.05
3 = March.....	31	0.06
4 = April.....	16	0.03
5 = May.....	22	0.04
6 = June.....	16	0.03
7 = July.....	30	0.05
8 = August.....	26	0.05
9 = September.....	21	0.04
10 = October.....	21	0.04
11 = November.....	31	0.06
12 = December.....	30	0.05
85 = BAD DATA Logically assigned.....	18	0.03
89 = LEGITIMATE SKIP Logically assigned.....	17	0.03
91 = NEVER USED METHAMPHETAMINE.....	53525	95.35
94 = DON'T KNOW.....	64	0.11
97 = REFUSED.....	25	0.04
98 = BLANK (NO ANSWER).....	225	0.40
99 = LEGITIMATE SKIP.....	1959	3.49

NOTE: Respondents were assigned legitimate skip codes of 99 or 89 in CIGYRBFR if they reported in the core TOBACCO module that they last smoked a cigarette more than 3 years ago. Logically, these respondents would not have smoked a cigarette in the past 12 to 24 months. In addition, CIGYRBFR was not edited with respect to CIGAGLST or CIGDLLST. Therefore, inconsistencies could exist between CIGYRBFR and these other variables.

Earlier questions were about the past 12 months. This question is about the year before that, that is, from [DATEFILL - 12 MONTHS] to [DATEFILL]. During that year, beginning [DATEFILL - 12 MONTHS] and ending [DATEFILL], did you smoke part or all of a cigarette, even once?

(LU37)

CIGYRBFR<sup>1</sup>

Len : 2 SMOKE ALL OR PART OF CIGARETTE IN YR BEFORE LAST

	Freq	Pct
1 = Yes.....	10687	19.04
2 = No.....	3514	6.26
85 = BAD DATA Logically assigned.....	3	0.01
91 = NEVER USED CIGARETTES.....	30465	54.27
94 = DON'T KNOW.....	142	0.25
97 = REFUSED.....	72	0.13
98 = BLANK (NO ANSWER).....	109	0.19
99 = LEGITIMATE SKIP.....	11144	19.85

NOTE: The variables ALCYRBFR and ALCAGLST were not edited with respect to one another. Therefore, inconsistencies could exist between these two variables.

Earlier questions were about the past 12 months. This question is about the year before that, that is, from [DATEFILL - 12 MONTHS] to [DATEFILL]. During that year, beginning [DATEFILL - 12 MONTHS] and ending [DATEFILL], did you have a drink of any type of alcoholic beverage, even once?

(LU38)

ALCYRBFR<sup>1</sup>

Len : 2 HAVE ALCOHOLIC BEVERAGE IN YEAR BEFORE LAST

	Freq	Pct
1 = Yes.....	29874	53.22
2 = No.....	9805	17.47
85 = BAD DATA Logically assigned.....	6	0.01
91 = NEVER USED ALCOHOL.....	16008	28.52
94 = DON'T KNOW.....	284	0.51
97 = REFUSED.....	134	0.24
98 = BLANK (NO ANSWER).....	25	0.04

PRIOR SUBSTANCE USE

NOTE: The variables COCYRBFR and COCAGLST were not edited with respect to one another. Therefore, inconsistencies could exist between these two variables.

Earlier questions were about the past 12 months. This question is about the year before that, that is, from [DATEFILL - 12 MONTHS] to [DATEFILL]. During that year, beginning [DATEFILL - 12 MONTHS] and ending [DATEFILL], did you use any form of cocaine, even once?

(LU39)

COCYRBFR<sup>1</sup>

Len : 2 HAVE ANY FORM OF COCAINE IN YEAR BEFORE LAST

	<b>Freq</b>	<b>Pct</b>
1 = Yes.....	1434	2.55
2 = No.....	5122	9.12
91 = NEVER USED COCAINE .....	49502	88.18
94 = DON'T KNOW .....	33	0.06
97 = REFUSED .....	34	0.06
98 = BLANK (NO ANSWER) .....	11	0.02

DRUG TREATMENT

**DRUG TREATMENT**

*The values in this section may be inconsistent with values for variables in other sections of the interview. Items in this section were edited when respondents legitimately skipped out of these items based on prior answers in earlier sections. Otherwise, variables in one section of the interview generally were not edited to make them consistent with variables in another section of the interview. This note applies to variables in this section marked by a<sup>1</sup>.*

NOTE: Respondents were not asked questions in the SUBSTANCE TREATMENT module if they did not report lifetime use of alcohol, marijuana, cocaine, heroin, hallucinogens, inhalants, methamphetamine, or lifetime misuse of prescription psychotherapeutics (pain relievers, tranquilizers, stimulants, or sedatives). Codes of 91 in the edited SUBSTANCE TREATMENT variables indicate that the questions did not apply because respondents never used (or misused) any of these substances.

These next questions deal with treatment for alcohol and drug problems, not including cigarettes. Please report treatment or counseling designed to help you reduce or stop your alcohol or drug use. Please include detoxification and any other treatment for medical problems associated with your alcohol or drug use.

Have you ever received treatment or counseling for your use of alcohol or any drug, not counting cigarettes?

(TX01)

TXEVRRCDV<sup>1</sup>

Len : 2 EVER RECEIVED ALCOHOL OR DRUG TREATMENT

	Freq	Pct
1 = Yes.....	2888	5.14
2 = No.....	39084	69.62
85 = BAD DATA Logically assigned.....	45	0.08
91 = NEVER USED ALCOHOL OR DRUGS.....	13270	23.64
94 = DON'T KNOW.....	49	0.09
97 = REFUSED.....	87	0.15
98 = BLANK (NO ANSWER).....	713	1.27

During the past 12 months, that is since [DATEFILL] have you received treatment or counseling for your use of alcohol or any drug, not counting cigarettes?

(TX02)

TXYRRECVD<sup>1</sup>

Len : 2 EVER RECEIVED ALCOHOL OR DRUG TRMT PAST 12 MOS

	Freq	Pct
1 = Yes.....	811	1.44
2 = No.....	1960	3.49
3 = Yes LOGICALLY ASSIGNED.....	112	0.20
4 = No LOGICALLY ASSIGNED.....	1	0.00
85 = BAD DATA Logically assigned.....	5	0.01
91 = NEVER USED ALCOHOL OR DRUGS.....	13270	23.64
94 = DON'T KNOW.....	1	0.00
97 = REFUSED.....	90	0.16
98 = BLANK (NO ANSWER).....	802	1.43
99 = LEGITIMATE SKIP (TXEVRRCDV=2).....	39084	69.62

During the past 12 months when you received treatment, was the treatment for alcohol use only, drug use only, or both alcohol and drug use?

(TX03)

TXYRALDGB<sup>1</sup>

Len : 2 TRMT FOR ALC, DRUG OR BOTH PAST 12 MONTHS

	Freq	Pct
1 = Alcohol use only.....	231	0.41
2 = Drug use only.....	283	0.50
3 = Both alcohol and drug use.....	231	0.41
4 = Alcohol (drug trmt unknown) LOGICALLY ASSIGNED.....	1	0.00
6 = Both alcohol and drug use LOGICALLY ASSIGNED.....	3	0.01
11 = Alcohol only (but last tmt for drugs reported).....	30	0.05
12 = Drugs only (but last tmt for alc reported).....	25	0.04
85 = BAD DATA Logically assigned.....	8	0.01
91 = NEVER USED ALCOHOL OR DRUGS.....	13270	23.64
94 = DON'T KNOW.....	4	0.01
97 = REFUSED.....	92	0.16
98 = BLANK (NO ANSWER).....	913	1.63
99 = LEGITIMATE SKIP.....	41045	73.12

DRUG TREATMENT

During the past 12 months, have you received treatment for your [TXFILL1] in a hospital overnight as an inpatient?

(TX04A)

TXYRHOSOV<sup>1</sup>

Len : 2 RCVD TXFILL1 TRMT IN HOSP/OVERNIGHT PST 12 MOS

	Freq	Pct
1 = Yes.....	151	0.27
2 = No.....	644	1.15
5 = Yes LOGICALLY ASSIGNED (from TXLYMNPL2).....	7	0.01
85 = BAD DATA Logically assigned.....	10	0.02
91 = NEVER USED ALCOHOL OR DRUGS.....	13270	23.64
94 = DON'T KNOW.....	2	0.00
97 = REFUSED.....	92	0.16
98 = BLANK (NO ANSWER).....	915	1.63
99 = LEGITIMATE SKIP.....	41045	73.12

Was the treatment you received in a hospital overnight as an inpatient for your alcohol use, your drug use, or both?

(TX04A1)

TXYRHOSAD<sup>1</sup>

Len : 2 HOSP/OVERNIGHT TRMT FOR ALC, DRUGS, OR BOTH

	Freq	Pct
1 = Alcohol use.....	2	0.00
2 = Drug use.....	11	0.02
3 = Both alcohol and drug use.....	36	0.06
85 = BAD DATA Logically assigned.....	2	0.00
91 = NEVER USED ALCOHOL OR DRUGS.....	13270	23.64
97 = REFUSED.....	90	0.16
98 = BLANK (NO ANSWER).....	949	1.69
99 = LEGITIMATE SKIP.....	41776	74.42

During the past 12 months, have you received treatment for your [TXFILL1] in a residential drug or alcohol rehabilitation facility where you stayed overnight?

(TX04B)

TXYRRESOV<sup>1</sup>

Len : 2 RCVD TXFILL1 TRMT REHAB CENTR/OVERNIGHT PST 12 MO

	Freq	Pct
1 = Yes.....	208	0.37
2 = No.....	575	1.02
5 = Yes LOGICALLY ASSIGNED (from TXLYMNPL2).....	18	0.03
85 = BAD DATA Logically assigned.....	11	0.02
91 = NEVER USED ALCOHOL OR DRUGS.....	13270	23.64
94 = DON'T KNOW.....	2	0.00
97 = REFUSED.....	92	0.16
98 = BLANK (NO ANSWER).....	915	1.63
99 = LEGITIMATE SKIP.....	41045	73.12

Was the treatment you received in a residential drug or alcohol rehabilitation facility where you stayed overnight for your alcohol use, your drug use, or both?

(TX04B1)

TXYRRESAD<sup>1</sup>

Len : 2 RES ALC/DRG REH TRMT FOR ALC, DRUGS, OR BOTH

	Freq	Pct
1 = Alcohol use.....	2	0.00
2 = Drug use.....	11	0.02
3 = Both alcohol and drug use.....	51	0.09
85 = BAD DATA Logically assigned.....	2	0.00
91 = NEVER USED ALCOHOL OR DRUGS.....	13270	23.64
97 = REFUSED.....	90	0.16
98 = BLANK (NO ANSWER).....	964	1.72
99 = LEGITIMATE SKIP.....	41746	74.37

DRUG TREATMENT

During the past 12 months, have you received treatment for your [TXFILL1] in a drug or alcohol rehabilitation facility as an outpatient?

(TX04C)

TXYROUTPT<sup>1</sup>

Len : 2 RCVD TXFILL1 TRMT REHAB CENTR/OUTPT PST 12 MOS

	Freq	Pct
1 = Yes.....	317	0.56
2 = No.....	442	0.79
5 = Yes LOGICALLY ASSIGNED (from TXLTYMNPL2).....	44	0.08
85 = BAD DATA Logically assigned.....	11	0.02
91 = NEVER USED ALCOHOL OR DRUGS.....	13270	23.64
94 = DON'T KNOW.....	2	0.00
97 = REFUSED.....	91	0.16
98 = BLANK (NO ANSWER).....	914	1.63
99 = LEGITIMATE SKIP.....	41045	73.12

Was the treatment you received in a drug or alcohol rehabilitation facility as an outpatient for your alcohol use, your drug use, or both?

(TX04C1)

TXYROUTAD<sup>1</sup>

Len : 2 OUTPATIENT TRMT FOR ALC, DRUGS, OR BOTH

	Freq	Pct
1 = Alcohol use.....	8	0.01
2 = Drug use.....	11	0.02
3 = Both alcohol and drug use.....	74	0.13
85 = BAD DATA Logically assigned.....	2	0.00
91 = NEVER USED ALCOHOL OR DRUGS.....	13270	23.64
97 = REFUSED.....	90	0.16
98 = BLANK (NO ANSWER).....	971	1.73
99 = LEGITIMATE SKIP.....	41710	74.30

During the past 12 months, have you received treatment for your [TXFILL1] in a mental health center or facility as an outpatient?

(TX04D)

TXYRMHCOP<sup>1</sup>

Len : 2 RCVD TXFILL1 TRMT MNT HEALTH CNTR/OUTPT PST 12 MO

	Freq	Pct
1 = Yes.....	261	0.46
2 = No.....	488	0.87
5 = Yes LOGICALLY ASSIGNED (from TXLTYMNPL2).....	51	0.09
85 = BAD DATA Logically assigned.....	11	0.02
91 = NEVER USED ALCOHOL OR DRUGS.....	13270	23.64
94 = DON'T KNOW.....	4	0.01
97 = REFUSED.....	92	0.16
98 = BLANK (NO ANSWER).....	914	1.63
99 = LEGITIMATE SKIP.....	41045	73.12

Was the treatment you received in a mental health center or facility as an outpatient for your alcohol use, your drug use, or both?

(TX04D1)

TXYRMHCAD<sup>1</sup>

Len : 2 MNT HEALTH CNTR TRMT FOR ALC, DRUGS, OR BOTH

	Freq	Pct
1 = Alcohol use.....	2	0.00
2 = Drug use.....	8	0.01
3 = Both alcohol and drug use.....	71	0.13
85 = BAD DATA Logically assigned.....	2	0.00
91 = NEVER USED ALCOHOL OR DRUGS.....	13270	23.64
97 = REFUSED.....	90	0.16
98 = BLANK (NO ANSWER).....	971	1.73
99 = LEGITIMATE SKIP.....	41722	74.32

DRUG TREATMENT

During the past 12 months, have you received treatment for your [TXFILL1] in an emergency room?

(TX04E)

TXYREMRGN<sup>1</sup>

Len : 2 RCVD TXFILL1 TRMT IN EMERGENCY ROOM PAST 12 MOS

	Freq	Pct
1 = Yes.....	100	0.18
2 = No.....	682	1.21
3 = Yes LOGICALLY ASSIGNED.....	13	0.02
5 = Yes LOGICALLY ASSIGNED (from TXLTVMNPL2).....	5	0.01
85 = BAD DATA Logically assigned.....	10	0.02
91 = NEVER USED ALCOHOL OR DRUGS.....	13270	23.64
94 = DON'T KNOW.....	3	0.01
97 = REFUSED.....	93	0.17
98 = BLANK (NO ANSWER).....	915	1.63
99 = LEGITIMATE SKIP.....	41045	73.12

Was the treatment you received in an emergency room for your alcohol use, your drug use, or both?

(TX04E1)

TXYREMRAD<sup>1</sup>

Len : 2 EMERGENCY ROOM TRMT FOR ALC, DRUGS, OR BOTH

	Freq	Pct
1 = Alcohol use.....	5	0.01
2 = Drug use.....	12	0.02
3 = Both alcohol and drug use.....	13	0.02
85 = BAD DATA Logically assigned.....	2	0.00
91 = NEVER USED ALCOHOL OR DRUGS.....	13270	23.64
97 = REFUSED.....	90	0.16
98 = BLANK (NO ANSWER).....	950	1.69
99 = LEGITIMATE SKIP.....	41794	74.45

During the past 12 months, have you received treatment for your [TXFILL1] in a private doctor's office?

(TX04F)

TXYRDRPRV<sup>1</sup>

Len : 2 RCVD TXFILL1 TRMT IN PRIV DR.'S OFFICE PST 12 MOS

	Freq	Pct
1 = Yes.....	186	0.33
2 = No.....	592	1.05
3 = Yes LOGICALLY ASSIGNED.....	2	0.00
5 = Yes LOGICALLY ASSIGNED (from TXLTVMNPL2).....	18	0.03
85 = BAD DATA Logically assigned.....	11	0.02
91 = NEVER USED ALCOHOL OR DRUGS.....	13270	23.64
94 = DON'T KNOW.....	5	0.01
97 = REFUSED.....	92	0.16
98 = BLANK (NO ANSWER).....	915	1.63
99 = LEGITIMATE SKIP.....	41045	73.12

Was the treatment you received in a private doctor's office for your alcohol use, your drug use, or both?

(TX04F1)

TXYRDRPAD<sup>1</sup>

Len : 2 PRIV DR.'S OFFICE TRMT FOR ALC, DRUGS, OR BOTH

	Freq	Pct
1 = Alcohol use.....	6	0.01
2 = Drug use.....	9	0.02
3 = Both alcohol and drug use.....	25	0.04
85 = BAD DATA Logically assigned.....	2	0.00
91 = NEVER USED ALCOHOL OR DRUGS.....	13270	23.64
97 = REFUSED.....	90	0.16
98 = BLANK (NO ANSWER).....	955	1.70
99 = LEGITIMATE SKIP.....	41779	74.42

DRUG TREATMENT

During the past 12 months, have you received treatment for your [TXFILL1] in a prison or jail?

(TX04G)

TXYRPRISN<sup>1</sup>

Len : 2 RCVD TXFILL1 TRMT IN PRISON/JAIL PAST 12 MONTHS

	Freq	Pct
1 = Yes.....	70	0.12
2 = No.....	727	1.30
5 = Yes LOGICALLY ASSIGNED (from TXLTYMNPL2).....	5	0.01
85 = BAD DATA Logically assigned.....	11	0.02
91 = NEVER USED ALCOHOL OR DRUGS.....	13270	23.64
94 = DON'T KNOW.....	2	0.00
97 = REFUSED.....	91	0.16
98 = BLANK (NO ANSWER).....	915	1.63
99 = LEGITIMATE SKIP.....	41045	73.12

Was the treatment you received in a prison or jail for your alcohol use, your drug use, or both?

(TX04G1)

TXYRPRID<sup>1</sup>

Len : 2 PRISON/JAIL TRMT FOR ALC, DRUGS, OR BOTH

	Freq	Pct
1 = Alcohol use.....	2	0.00
2 = Drug use.....	3	0.01
3 = Both alcohol and drug use.....	19	0.03
85 = BAD DATA Logically assigned.....	2	0.00
91 = NEVER USED ALCOHOL OR DRUGS.....	13270	23.64
97 = REFUSED.....	90	0.16
98 = BLANK (NO ANSWER).....	937	1.67
99 = LEGITIMATE SKIP.....	41813	74.49

During the past 12 months, have you received treatment for your [TXFILL1] in a self-help group such as Alcoholics Anonymous or Narcotics Anonymous?

(TX04H)

TXYRSLFHP<sup>1</sup>

Len : 2 RCVD TXFILL1 TRMT IN SELF-HELP GROUP PAST 12 MOS

	Freq	Pct
1 = Yes.....	374	0.67
2 = No.....	397	0.71
3 = Yes LOGICALLY ASSIGNED.....	2	0.00
5 = Yes LOGICALLY ASSIGNED (from TXLTYMNPL2).....	28	0.05
85 = BAD DATA Logically assigned.....	11	0.02
91 = NEVER USED ALCOHOL OR DRUGS.....	13270	23.64
94 = DON'T KNOW.....	2	0.00
97 = REFUSED.....	92	0.16
98 = BLANK (NO ANSWER).....	915	1.63
99 = LEGITIMATE SKIP.....	41045	73.12

Was the treatment you received in a self-help group for your alcohol use, your drug use, or both?

(TX04H1)

TXYRSLFAD<sup>1</sup>

Len : 2 SELF-HELP GROUP TRMT FOR ALC, DRUGS, OR BOTH

	Freq	Pct
1 = Alcohol use.....	13	0.02
2 = Drug use.....	10	0.02
3 = Both alcohol and drug use.....	98	0.17
85 = BAD DATA Logically assigned.....	2	0.00
91 = NEVER USED ALCOHOL OR DRUGS.....	13270	23.64
97 = REFUSED.....	90	0.16
98 = BLANK (NO ANSWER).....	963	1.72
99 = LEGITIMATE SKIP.....	41690	74.27



DRUG TREATMENT

During the past 12 months, have you received treatment for your [TXFILL1] in some other place besides these that have been listed?

(TX04I)

TXYROTHER<sup>1</sup>

Len : 2 RCVD TXFILL1 TRMT IN SOME OTHER PLACE PAST 12 MOS

	Freq	Pct
1 = Yes.....	168	0.30
2 = No.....	547	0.97
5 = Yes LOGICALLY ASSIGNED (from TXLYMNP2).....	84	0.15
7 = Treatment location unknown, LOG ASSN .....	3	0.01
85 = BAD DATA Logically assigned.....	11	0.02
91 = NEVER USED ALCOHOL OR DRUGS .....	13270	23.64
94 = DON'T KNOW.....	1	0.00
97 = REFUSED .....	92	0.16
98 = BLANK (NO ANSWER).....	915	1.63
99 = LEGITIMATE SKIP.....	41045	73.12

(TX04SC)

TXYROTHSP2<sup>1</sup>

Len : 3 OTHER PLACE RCVD TRMT PAST 12 MONTHS

	Freq	Pct
3 = A drug or alcohol rehab facility as an outpatient.....	3	0.01
6 = A private doctor's office.....	2	0.00
8 = Self-help group, Alcoholic/Narcotics Anonymous.....	7	0.01
9 = Some other place.....	30	0.05
40 = Home, family, friends.....	8	0.01
41 = School, college.....	15	0.03
42 = Church/religious/spiritual influence.....	9	0.02
44 = Halfway house/group home .....	3	0.01
45 = Rehab/intervention fac/prgrm, ptnt status unspcfd.....	9	0.02
47 = Communt/city/county/state pgm or facil; unspcfd.....	3	0.01
48 = Counselor, therapist, psychologist, psychiatrist .....	26	0.05
49 = Court-mandated/sponsored program.....	18	0.03
55 = Youth-oriented facility/organization/program.....	3	0.01
64 = Methadone clinic/program.....	21	0.04
65 = Name of facility/program given.....	58	0.10
985 = BAD DATA Logically assigned.....	22	0.04
991 = NEVER USED ALCOHOL OR DRUGS .....	13270	23.64
994 = DON'T KNOW.....	7	0.01
997 = REFUSED .....	95	0.17
998 = BLANK (NO ANSWER).....	935	1.67
999 = LEGITIMATE SKIP.....	41592	74.09

Was the treatment you received in this other place for your alcohol use, your drug use, or both?

(TX04I1)

TXYROTHAD<sup>1</sup>

Len : 2 OTHER PLACE TRMT FOR ALC, DRUGS, OR BOTH

	Freq	Pct
1 = Alcohol use.....	4	0.01
2 = Drug use .....	3	0.01
3 = Both alcohol and drug use.....	36	0.06
85 = BAD DATA Logically assigned.....	2	0.00
91 = NEVER USED ALCOHOL OR DRUGS .....	13270	23.64
97 = REFUSED .....	90	0.16
98 = BLANK (NO ANSWER).....	962	1.71
99 = LEGITIMATE SKIP.....	41769	74.41

During the past 12 months, that is, since [DATEFILL], did you visit a hospital emergency room to receive treatment for your use of cocaine, heroin, marijuana, PCP, LSD, or Methamphetamine?

(TX05)

TXYRERDRG<sup>1</sup>

Len : 2 EVER VISIT EMER RM FOR TRMT OF ILL DRUG PST 12 MO

	Freq	Pct
1 = Yes.....	44	0.08
2 = No.....	476	0.85
6 = NEVER USED RELEVANT DRUGS.....	74	0.13
85 = BAD DATA Logically assigned.....	2	0.00
91 = NEVER USED ALCOHOL OR DRUGS .....	13270	23.64
94 = DON'T KNOW.....	1	0.00
97 = REFUSED .....	93	0.17
98 = BLANK (NO ANSWER).....	900	1.60
99 = LEGITIMATE SKIP.....	41276	73.53

DRUG TREATMENT

During the past 12 months, how many times did you visit a hospital emergency room to receive treatment for your use of cocaine, heroin, marijuana, PCP, LSD, or Methamphetamine?

(TX06)

TXYRERNUM2<sup>1</sup> Len : 3 # TIMES EMER RM FOR TRMT OF ILL DRUGS PST 12 MOS

	Freq	Pct
RANGE = 1 - 30 .....	44	0.08
985 = BAD DATA Logically assigned .....	2	0.00
991 = NEVER USED ALCOHOL OR DRUGS .....	13270	23.64
997 = REFUSED .....	93	0.17
998 = BLANK (NO ANSWER).....	901	1.61
999 = LEGITIMATE SKIP.....	41826	74.51

Are you currently receiving treatment or counseling for your [TXFILL1]?

(TX07)

TXCURRENT<sup>1</sup> Len : 2 CURRENTLY RECEIVING TRMT/COUNSELING FOR TXFILL1

	Freq	Pct
1 = Yes.....	406	0.72
2 = No.....	401	0.71
85 = BAD DATA Logically assigned .....	9	0.02
89 = LEGITIMATE SKIP Logically assigned .....	1	0.00
91 = NEVER USED ALCOHOL OR DRUGS .....	13270	23.64
94 = DON'T KNOW.....	1	0.00
97 = REFUSED .....	92	0.16
98 = BLANK (NO ANSWER) .....	912	1.62
99 = LEGITIMATE SKIP.....	41044	73.12

During the past 12 months, did you need treatment or counseling for your alcohol or drug use?

(TX08)

NDTXRADG<sup>1</sup> Len : 2 NEED TRMT FOR USE OF ALCOHOL OR DRUG PAST 12 MOS

	Freq	Pct
1 = Yes.....	233	0.42
2 = No.....	40823	72.72
11 = Yes (TXYRRECVD=3).....	28	0.05
12 = No (TXYRRECVD=3).....	83	0.15
85 = BAD DATA Logically assigned .....	43	0.08
91 = NEVER USED ALCOHOL OR DRUGS .....	13270	23.64
94 = DON'T KNOW .....	40	0.07
97 = REFUSED .....	88	0.16
98 = BLANK (NO ANSWER) .....	716	1.28
99 = LEGITIMATE SKIP.....	812	1.45

During the past 12 months, did you need additional treatment or counseling for your alcohol or drug use?

(TX09)

NDMORTXYR<sup>1</sup> Len : 2 NEED ADDL TRMT FOR USE OF ALCOHOL/DRUG PST 12 MOS

	Freq	Pct
1 = Yes.....	38	0.07
2 = No.....	359	0.64
85 = BAD DATA Logically assigned .....	2	0.00
91 = NEVER USED ALCOHOL OR DRUGS .....	13270	23.64
94 = DON'T KNOW .....	1	0.00
97 = REFUSED .....	4	0.01
98 = BLANK (NO ANSWER) .....	1011	1.80
99 = LEGITIMATE SKIP.....	41451	73.84

During the past 12 months, for which of the following drugs did you need additional treatment or counseling?

(TX10)

NDMORTALC<sup>1</sup> Len : 2 NEED ADDL TRMT FOR USE OF ALCOHOL PAST 12 MOS

	Freq	Pct
1 = Response entered .....	22	0.04
6 = Response not entered .....	16	0.03
91 = NEVER USED ALCOHOL OR DRUGS .....	13270	23.64
97 = REFUSED .....	4	0.01
98 = BLANK (NO ANSWER) .....	1014	1.81
99 = LEGITIMATE SKIP.....	41810	74.48

DRUG TREATMENT

(TX10)  
NDMORTMRJ<sup>1</sup>

Len : 2 NEED ADDL TRMT FOR USE OF MJ/HASH PAST 12 MOS

	<b>Freq</b>	<b>Pct</b>
1 = Response entered .....	11	0.02
6 = Response not entered .....	27	0.05
91 = NEVER USED ALCOHOL OR DRUGS .....	13270	23.64
97 = REFUSED .....	4	0.01
98 = BLANK (NO ANSWER) .....	1014	1.81
99 = LEGITIMATE SKIP.....	41810	74.48

(TX10)  
NDMORTCOC<sup>1</sup>

Len : 2 NEED ADDL TRMT FOR USE OF COC/CRACK PAST 12 MOS

	<b>Freq</b>	<b>Pct</b>
1 = Response entered .....	5	0.01
6 = Response not entered .....	33	0.06
91 = NEVER USED ALCOHOL OR DRUGS .....	13270	23.64
97 = REFUSED .....	4	0.01
98 = BLANK (NO ANSWER) .....	1014	1.81
99 = LEGITIMATE SKIP.....	41810	74.48

(TX10)  
NDMORTHER<sup>1</sup>

Len : 2 NEED ADDL TRMT FOR USE OF HEROIN PAST 12 MOS

	<b>Freq</b>	<b>Pct</b>
1 = Response entered .....	6	0.01
6 = Response not entered .....	32	0.06
91 = NEVER USED ALCOHOL OR DRUGS .....	13270	23.64
97 = REFUSED .....	4	0.01
98 = BLANK (NO ANSWER) .....	1014	1.81
99 = LEGITIMATE SKIP.....	41810	74.48

(TX10)  
NDMORTHAL<sup>1</sup>

Len : 2 NEED ADDL TRMT FOR USE OF HALLUC PAST 12 MOS

	<b>Freq</b>	<b>Pct</b>
6 = Response not entered .....	38	0.07
91 = NEVER USED ALCOHOL OR DRUGS .....	13270	23.64
97 = REFUSED .....	4	0.01
98 = BLANK (NO ANSWER) .....	1014	1.81
99 = LEGITIMATE SKIP.....	41810	74.48

(TX10)  
NDMORTINH<sup>1</sup>

Len : 2 NEED ADDL TRMT FOR USE OF INHALANTS PAST 12 MOS

	<b>Freq</b>	<b>Pct</b>
6 = Response not entered .....	38	0.07
91 = NEVER USED ALCOHOL OR DRUGS .....	13270	23.64
97 = REFUSED .....	4	0.01
98 = BLANK (NO ANSWER) .....	1014	1.81
99 = LEGITIMATE SKIP.....	41810	74.48

(TX10)  
NDMORTMTH<sup>1</sup>

Len : 2 NEED ADDL TRMT FOR USE OF METHAMPHETAMINE PAST 12 MOS

	<b>Freq</b>	<b>Pct</b>
1 = Response entered .....	8	0.01
6 = Response not entered .....	30	0.05
91 = NEVER USED ALCOHOL OR DRUGS .....	13270	23.64
97 = REFUSED .....	4	0.01
98 = BLANK (NO ANSWER) .....	1014	1.81
99 = LEGITIMATE SKIP.....	41810	74.48

(TX10)  
NDMORTPNR<sup>1</sup>

Len : 2 NEED ADDL TRMT FOR USE OF PAIN REL PST 12 MOS

	<b>Freq</b>	<b>Pct</b>
1 = Response entered .....	3	0.01
6 = Response not entered .....	35	0.06
91 = NEVER USED ALCOHOL OR DRUGS .....	13270	23.64
97 = REFUSED .....	4	0.01
98 = BLANK (NO ANSWER) .....	1014	1.81
99 = LEGITIMATE SKIP.....	41810	74.48

DRUG TREATMENT

(TX10)  
NDMORTTRQ<sup>1</sup>

Len : 2 NEED ADDL TRMT FOR USE OF TRAN PAST 12 MOS

	Freq	Pct
1 = Response entered .....	6	0.01
6 = Response not entered .....	32	0.06
91 = NEVER USED ALCOHOL OR DRUGS .....	13270	23.64
97 = REFUSED .....	4	0.01
98 = BLANK (NO ANSWER) .....	1014	1.81
99 = LEGITIMATE SKIP .....	41810	74.48

(TX10)  
NDMORTSTM<sup>1</sup>

Len : 2 NEED ADDL TRMT FOR USE OF STIMULANTS PST 12 MOS

	Freq	Pct
1 = Response entered .....	1	0.00
6 = Response not entered .....	37	0.07
91 = NEVER USED ALCOHOL OR DRUGS .....	13270	23.64
97 = REFUSED .....	4	0.01
98 = BLANK (NO ANSWER) .....	1014	1.81
99 = LEGITIMATE SKIP .....	41810	74.48

(TX10)  
NDMORTSED<sup>1</sup>

Len : 2 NEED ADDL TRMT FOR USE OF SEDATIVES PST 12 MOS

	Freq	Pct
1 = Response entered .....	4	0.01
6 = Response not entered .....	34	0.06
91 = NEVER USED ALCOHOL OR DRUGS .....	13270	23.64
97 = REFUSED .....	4	0.01
98 = BLANK (NO ANSWER) .....	1014	1.81
99 = LEGITIMATE SKIP .....	41810	74.48

(TX10)  
NDMORTOTH<sup>1</sup>

Len : 2 NEED ADDL TRMT FOR USE OF SOME OTH DRG PST 12 MOS

	Freq	Pct
1 = Response entered .....	1	0.00
6 = Response not entered .....	37	0.07
91 = NEVER USED ALCOHOL OR DRUGS .....	13270	23.64
97 = REFUSED .....	4	0.01
98 = BLANK (NO ANSWER) .....	1014	1.81
99 = LEGITIMATE SKIP .....	41810	74.48

During the past 12 months did you need treatment or counseling for your use of alcohol?

(TX11)  
NDTXYRALC<sup>1</sup>

Len : 2 NEED TRMT FOR USE OF ALCOHOL PAST 12 MONTHS

	Freq	Pct
1 = Yes .....	138	0.25
2 = No .....	87	0.15
11 = Yes (TXYRRECVD=3) .....	12	0.02
12 = No (TXYRRECVD=3) .....	15	0.03
91 = NEVER USED ALCOHOL OR DRUGS .....	13270	23.64
97 = REFUSED .....	84	0.15
98 = BLANK (NO ANSWER) .....	60	0.11
99 = LEGITIMATE SKIP .....	42470	75.66

During the past 12 months, did you need treatment or counseling for your use of marijuana or hashish?

(TX12)  
NDTXYRMRJ<sup>1</sup>

Len : 2 NEED TRMT FOR USE OF MARIJUANA/HASHISH PAST 12 MOS

	Freq	Pct
1 = Yes .....	27	0.05
2 = No .....	183	0.33
11 = Yes (TXYRRECVD=3) .....	2	0.00
12 = No (TXYRRECVD=3) .....	23	0.04
91 = NEVER USED ALCOHOL OR DRUGS .....	13270	23.64
97 = REFUSED .....	55	0.10
98 = BLANK (NO ANSWER) .....	40	0.07
99 = LEGITIMATE SKIP .....	42536	75.77

DRUG TREATMENT

During the past 12 months, did you need treatment or counseling for your use of cocaine or 'crack'?

(TX13)

NDTXYRCOC<sup>1</sup>

Len : 2 NEED TRMT FOR USE OF COCAINE/CRACK PAST 12 MONTHS

	Freq	Pct
1 = Yes.....	16	0.03
2 = No.....	109	0.19
11 = Yes (TXYRRECVD=3).....	1	0.00
12 = No (TXYRRECVD=3).....	17	0.03
91 = NEVER USED ALCOHOL OR DRUGS .....	13270	23.64
97 = REFUSED .....	16	0.03
98 = BLANK (NO ANSWER) .....	16	0.03
99 = LEGITIMATE SKIP.....	42691	76.05

During the past 12 months, did you need treatment or counseling for your use of heroin?

(TX14)

NDTXYRHER<sup>1</sup>

Len : 2 NEED TRMT FOR USE OF HEROIN PAST 12 MONTHS

	Freq	Pct
1 = Yes.....	13	0.02
2 = No.....	32	0.06
11 = Yes (TXYRRECVD=3).....	5	0.01
12 = No (TXYRRECVD=3).....	1	0.00
91 = NEVER USED ALCOHOL OR DRUGS .....	13270	23.64
97 = REFUSED .....	5	0.01
98 = BLANK (NO ANSWER) .....	26	0.05
99 = LEGITIMATE SKIP.....	42784	76.21

During the past 12 months, did you need treatment or counseling for your use of hallucinogens?

(TX15)

NDTXYRHAL<sup>1</sup>

Len : 2 NEED TRMT FOR USE OF HALLUCINOGENS PAST 12 MONTHS

	Freq	Pct
1 = Yes.....	4	0.01
2 = No.....	123	0.22
11 = Yes (TXYRRECVD=3).....	1	0.00
12 = No (TXYRRECVD=3).....	14	0.02
91 = NEVER USED ALCOHOL OR DRUGS .....	13270	23.64
97 = REFUSED .....	22	0.04
98 = BLANK (NO ANSWER) .....	170	0.30
99 = LEGITIMATE SKIP.....	42532	75.77

During the past 12 months, did you need treatment or counseling for your use of inhalants?

(TX16)

NDTXYRINH<sup>1</sup>

Len : 2 NEED TRMT FOR USE OF INHALANTS PAST 12 MONTHS

	Freq	Pct
1 = Yes.....	3	0.01
2 = No.....	86	0.15
12 = No (TXYRRECVD=3).....	6	0.01
91 = NEVER USED ALCOHOL OR DRUGS .....	13270	23.64
97 = REFUSED .....	15	0.03
98 = BLANK (NO ANSWER) .....	105	0.19
99 = LEGITIMATE SKIP.....	42651	75.98

During the past 12 months, did you need treatment or counseling for your use of methamphetamine?

(TX16A)

NDTXYRMTH<sup>1</sup>

Len : 2 NEED TRMT FOR USE OF METHAMPHETAMINE PAST 12 MONTHS

	Freq	Pct
1 = Yes.....	27	0.05
2 = No.....	50	0.09
11 = Yes (TXYRRECVD=3).....	3	0.01
12 = No (TXYRRECVD=3).....	7	0.01
91 = NEVER USED ALCOHOL OR DRUGS .....	13270	23.64
97 = REFUSED .....	11	0.02
98 = BLANK (NO ANSWER) .....	46	0.08
99 = LEGITIMATE SKIP.....	42722	76.10

DRUG TREATMENT

During the past 12 months, did you need treatment or counseling for your use of prescription pain relievers?

(TX17)

NDTXYRPNR<sup>1</sup>

Len : 2 NEED TRMT FOR USE OF RX PAIN RELIEVERS PST 12 MOS

	Freq	Pct
1 = Yes.....	24	0.04
2 = No.....	80	0.14
3 = Yes LOGICALLY ASSIGNED.....	1	0.00
11 = Yes (TXYRRECVD=3).....	1	0.00
12 = No (TXYRRECVD=3).....	8	0.01
91 = NEVER USED ALCOHOL OR DRUGS .....	13270	23.64
97 = REFUSED .....	23	0.04
98 = BLANK (NO ANSWER) .....	356	0.63
99 = LEGITIMATE SKIP.....	42373	75.48

During the past 12 months, did you need treatment or counseling for your use of prescription tranquilizers?

(TX18)

NDTXYRTRQ<sup>1</sup>

Len : 2 NEED TRMT FOR USE OF RX TRANQUILIZERS PST 12 MOS

	Freq	Pct
1 = Yes.....	11	0.02
2 = No.....	57	0.10
11 = Yes (TXYRRECVD=3).....	1	0.00
12 = No (TXYRRECVD=3).....	6	0.01
91 = NEVER USED ALCOHOL OR DRUGS .....	13270	23.64
97 = REFUSED .....	9	0.02
98 = BLANK (NO ANSWER) .....	210	0.37
99 = LEGITIMATE SKIP.....	42572	75.84

During the past 12 months, did you need treatment or counseling for your use of prescription stimulants?

(TX19)

NDTXYRSTM<sup>1</sup>

Len : 2 NEED TRMT FOR USE OF RX STIMULANTS PST 12 MOS

	Freq	Pct
1 = Yes.....	6	0.01
2 = No.....	61	0.11
12 = No (TXYRRECVD=3).....	4	0.01
91 = NEVER USED ALCOHOL OR DRUGS .....	13270	23.64
97 = REFUSED .....	12	0.02
98 = BLANK (NO ANSWER) .....	162	0.29
99 = LEGITIMATE SKIP.....	42621	75.92

During the past 12 months, did you need treatment or counseling for your use of prescription sedatives?

(TX20)

NDTXYRSED<sup>1</sup>

Len : 2 NEED TRMT FOR USE OF RX SEDATIVES PST 12 MOS

	Freq	Pct
1 = Yes.....	4	0.01
2 = No.....	32	0.06
11 = Yes (TXYRRECVD=3).....	1	0.00
22 = No (SEDNMREC =83).....	1	0.00
91 = NEVER USED ALCOHOL OR DRUGS .....	13270	23.64
97 = REFUSED .....	10	0.02
98 = BLANK (NO ANSWER) .....	184	0.33
99 = LEGITIMATE SKIP.....	42634	75.95

DRUG TREATMENT

During the past 12 months, did you need treatment or counseling for your use of some other drug besides the ones just listed?

(TX21)

NDTXYROTH<sup>1</sup> Len : 2 NEED TRMT FOR USE OF SOME OTHER DRUG PAST 12 MOS

	Freq	Pct
1 = Yes.....	10	0.02
2 = No.....	183	0.33
5 = Drug Unknown LOGICALLY ASSIGNED .....	40	0.07
11 = Yes (TXYRRECVD=3).....	1	0.00
12 = No (TXYRRECVD=3).....	27	0.05
91 = NEVER USED ALCOHOL OR DRUGS .....	13270	23.64
97 = REFUSED .....	88	0.16
98 = BLANK (NO ANSWER) .....	799	1.42
99 = LEGITIMATE SKIP.....	41718	74.32

(TX2ISC1)

NDTXYOTH1<sup>1</sup> Len : 4 OTHER DRUG NEEDED TRMT FOR PST 12 MOS - SPECIFY 1

	Freq	Pct
801 = OTHER Drugs, NOT OTHERWISE SPECIFIED .....	1	0.00
4109 = Suboxone .....	1	0.00
4129 = Naproxen Sodium 220 mg <OTC> .....	1	0.00
8237 = Kratom.....	1	0.00
8315 = Synthetic cannabis, otherwise unspecified .....	1	0.00
9985 = BAD DATA Logically assigned .....	3	0.01
9991 = NEVER USED ALCOHOL OR DRUGS .....	13270	23.64
9994 = DON'T KNOW .....	3	0.01
9997 = REFUSED .....	88	0.16
9998 = BLANK (NO ANSWER).....	839	1.49
9999 = LEGITIMATE SKIP.....	41928	74.69

(TX2ISC2)

NDTXYOTH2<sup>1</sup> Len : 4 OTHER DRUG NEEDED TRMT FOR PST 12 MOS - SPECIFY 2

	Freq	Pct
9985 = BAD DATA Logically assigned .....	2	0.00
9991 = NEVER USED ALCOHOL OR DRUGS .....	13270	23.64
9997 = REFUSED .....	88	0.16
9998 = BLANK (NO ANSWER).....	848	1.51
9999 = LEGITIMATE SKIP.....	41928	74.69

(TX2ISC3)

NDTXYOTH3<sup>1</sup> Len : 4 OTHER DRUG NEEDED TRMT FOR PST 12 MOS - SPECIFY 3

	Freq	Pct
9991 = NEVER USED ALCOHOL OR DRUGS .....	13270	23.64
9997 = REFUSED .....	88	0.16
9998 = BLANK (NO ANSWER).....	850	1.51
9999 = LEGITIMATE SKIP.....	41928	74.69

(TX2ISC4)

NDTXYOTH4<sup>1</sup> Len : 4 OTHER DRUG NEEDED TRMT FOR PST 12 MOS - SPECIFY 4

	Freq	Pct
9991 = NEVER USED ALCOHOL OR DRUGS .....	13270	23.64
9997 = REFUSED .....	88	0.16
9998 = BLANK (NO ANSWER).....	850	1.51
9999 = LEGITIMATE SKIP.....	41928	74.69

(TX2ISC5)

NDTXYOTH5<sup>1</sup> Len : 4 OTHER DRUG NEEDED TRMT FOR PST 12 MOS - SPECIFY 5

	Freq	Pct
9991 = NEVER USED ALCOHOL OR DRUGS .....	13270	23.64
9997 = REFUSED .....	88	0.16
9998 = BLANK (NO ANSWER).....	850	1.51
9999 = LEGITIMATE SKIP.....	41928	74.69

DRUG TREATMENT

NOTE: NDTXEFFRT was assigned a code of 11 if the respondent originally reported making an effort to obtain treatment but at least one of the following occurred:

- (a) the respondent was logically inferred to have gotten treatment in the past 12 months (TXRRECVD=3); or
- (b) the respondent did not perceive a need for treatment for use of any of the specific drugs that he/she was asked about (i.e., all questions about the perceived need for treatment for specific drugs were answered as "no").

During the past 12 months, did you make an effort to get treatment or counseling for your use of [TXFILL2]?

(TX22)

<u>NDTXEFFRT</u> <sup>1</sup>	Len : 2 MAKE EFFORT FOR TRMT OF TXFILL2 PAST 12 MONTHS		
		<b>Freq</b>	<b>Pct</b>
	1 = Yes.....	65	0.12
	2 = No.....	159	0.28
	11 = Yes (see note).....	26	0.05
	12 = No (TXRRECVD=3).....	11	0.02
	91 = NEVER USED ALCOHOL OR DRUGS.....	13270	23.64
	97 = REFUSED.....	88	0.16
	98 = BLANK (NO ANSWER).....	799	1.42
	99 = LEGITIMATE SKIP.....	41718	74.32

Which of these statements explain why you did not get the treatment or counseling you needed for your use of [TXFILL2]?

(TX22A)

<u>NDTXNOCOV</u> <sup>1</sup>	Len : 2 NOT GET TRMT COULDN'T AFFORD - NO HLTH CARE COVER		
		<b>Freq</b>	<b>Pct</b>
	1 = Response entered.....	46	0.08
	6 = Response not entered.....	196	0.35
	11 = Response entered (TXRRECVD=3 or NDTXEFFRT=11).....	10	0.02
	91 = NEVER USED ALCOHOL OR DRUGS.....	13270	23.64
	94 = DON'T KNOW.....	5	0.01
	97 = REFUSED.....	92	0.16
	98 = BLANK (NO ANSWER).....	799	1.42
	99 = LEGITIMATE SKIP.....	41718	74.32

(TX22A)

<u>NDTXNOTPY</u> <sup>1</sup>	Len : 2 TREATMENT NOT COVERED ON HLTH CARE		
		<b>Freq</b>	<b>Pct</b>
	1 = Response entered.....	17	0.03
	6 = Response not entered.....	231	0.41
	11 = Response entered (TXRRECVD=3 or NDTXEFFRT=11).....	4	0.01
	91 = NEVER USED ALCOHOL OR DRUGS.....	13270	23.64
	94 = DON'T KNOW.....	5	0.01
	97 = REFUSED.....	92	0.16
	98 = BLANK (NO ANSWER).....	799	1.42
	99 = LEGITIMATE SKIP.....	41718	74.32

(TX22A)

<u>NDTXTSPHR</u> <sup>1</sup>	Len : 2 NO TRANSPORTATION, TOO FAR AWAY, NOT CONVENIENT		
		<b>Freq</b>	<b>Pct</b>
	1 = Response entered.....	26	0.05
	6 = Response not entered.....	223	0.40
	11 = Response entered (TXRRECVD=3 or NDTXEFFRT=11).....	3	0.01
	91 = NEVER USED ALCOHOL OR DRUGS.....	13270	23.64
	94 = DON'T KNOW.....	5	0.01
	97 = REFUSED.....	92	0.16
	98 = BLANK (NO ANSWER).....	799	1.42
	99 = LEGITIMATE SKIP.....	41718	74.32



DRUG TREATMENT

(TX22A)  
NDTXWANTD<sup>1</sup>

Len : 2 TREATMENT NOT FOUND FOR TYPE WANTED

	Freq	Pct
1 = Response entered .....	21	0.04
6 = Response not entered .....	229	0.41
11 = Response entered (TXYRRECVD=3 or NDTXEFFRT=11) .....	2	0.00
91 = NEVER USED ALCOHOL OR DRUGS .....	13270	23.64
94 = DON'T KNOW .....	5	0.01
97 = REFUSED .....	92	0.16
98 = BLANK (NO ANSWER) .....	799	1.42
99 = LEGITIMATE SKIP .....	41718	74.32

(TX22A)  
NDTXNSTOP<sup>1</sup>

Len : 2 NOT READY TO STOP USING [TXFILL2]

	Freq	Pct
1 = Response entered .....	90	0.16
6 = Response not entered .....	157	0.28
11 = Response entered (TXYRRECVD=3 or NDTXEFFRT=11) .....	5	0.01
91 = NEVER USED ALCOHOL OR DRUGS .....	13270	23.64
94 = DON'T KNOW .....	5	0.01
97 = REFUSED .....	92	0.16
98 = BLANK (NO ANSWER) .....	799	1.42
99 = LEGITIMATE SKIP .....	41718	74.32

(TX22A)  
NDTXPFULL<sup>1</sup>

Len : 2 NO OPENINGS IN THE PROGRAMS

	Freq	Pct
1 = Response entered .....	12	0.02
6 = Response not entered .....	239	0.43
11 = Response entered (TXYRRECVD=3 or NDTXEFFRT=11) .....	1	0.00
91 = NEVER USED ALCOHOL OR DRUGS .....	13270	23.64
94 = DON'T KNOW .....	5	0.01
97 = REFUSED .....	92	0.16
98 = BLANK (NO ANSWER) .....	799	1.42
99 = LEGITIMATE SKIP .....	41718	74.32

(TX22A)  
NDTXDKWHR<sup>1</sup>

Len : 2 DIDN'T KNOW WHERE TO GET TREATMENT

	Freq	Pct
1 = Response entered .....	44	0.08
3 = Response entered LOGICALLY ASSIGNED .....	1	0.00
6 = Response not entered .....	206	0.37
11 = Response entered (TXYRRECVD=3 or NDTXEFFRT=11) .....	1	0.00
91 = NEVER USED ALCOHOL OR DRUGS .....	13270	23.64
94 = DON'T KNOW .....	5	0.01
97 = REFUSED .....	92	0.16
98 = BLANK (NO ANSWER) .....	799	1.42
99 = LEGITIMATE SKIP .....	41718	74.32

(TX22A)  
NDTXNBRNG<sup>1</sup>

Len : 2 TREATMENT MIGHT CAUSE NEIGHBRS TO HAVE NEG OPIN

	Freq	Pct
1 = Response entered .....	35	0.06
6 = Response not entered .....	215	0.38
11 = Response entered (TXYRRECVD=3 or NDTXEFFRT=11) .....	2	0.00
91 = NEVER USED ALCOHOL OR DRUGS .....	13270	23.64
94 = DON'T KNOW .....	5	0.01
97 = REFUSED .....	92	0.16
98 = BLANK (NO ANSWER) .....	799	1.42
99 = LEGITIMATE SKIP .....	41718	74.32

DRUG TREATMENT

(TX22A)  
NDTXJOBNG<sup>1</sup>

Len : 2	TREATMENT MIGHT HAVE NEG. EFFECT ON JOB		
		<b>Freq</b>	<b>Pct</b>
	1 = Response entered .....	36	0.06
	6 = Response not entered .....	213	0.38
	11 = Response entered (TXRRECVD=3 or NDTXEFFRT=11) .....	3	0.01
	91 = NEVER USED ALCOHOL OR DRUGS .....	13270	23.64
	94 = DON'T KNOW .....	5	0.01
	97 = REFUSED .....	92	0.16
	98 = BLANK (NO ANSWER) .....	799	1.42
	99 = LEGITIMATE SKIP .....	41718	74.32

Which of these statements explain why you did not get the treatment or counseling you needed for your use of [TXFILL2]?

(TX22B)  
NDTXNONED<sup>1</sup>

Len : 2	YOU DIDN'T THINK YOU NEEDED TREATMENT AT THE TIME		
		<b>Freq</b>	<b>Pct</b>
	1 = Response entered .....	24	0.04
	3 = Response entered LOGICALLY ASSIGNED .....	3	0.01
	6 = Response not entered .....	224	0.40
	11 = Response entered (TXRRECVD=3 or NDTXEFFRT=11) .....	1	0.00
	91 = NEVER USED ALCOHOL OR DRUGS .....	13270	23.64
	94 = DON'T KNOW .....	5	0.01
	97 = REFUSED .....	92	0.16
	98 = BLANK (NO ANSWER) .....	799	1.42
	99 = LEGITIMATE SKIP .....	41718	74.32

(TX22B)  
NDTXHANDL<sup>1</sup>

Len : 2	YOU THOUGHT YOU COULD HANDLE THE PROB W/O TREATMT		
		<b>Freq</b>	<b>Pct</b>
	1 = Response entered .....	31	0.06
	3 = Response entered LOGICALLY ASSIGNED .....	1	0.00
	6 = Response not entered .....	216	0.38
	11 = Response entered (TXRRECVD=3 or NDTXEFFRT=11) .....	4	0.01
	91 = NEVER USED ALCOHOL OR DRUGS .....	13270	23.64
	94 = DON'T KNOW .....	5	0.01
	97 = REFUSED .....	92	0.16
	98 = BLANK (NO ANSWER) .....	799	1.42
	99 = LEGITIMATE SKIP .....	41718	74.32

(TX22B)  
NDTXNOHLP<sup>1</sup>

Len : 2	YOU DIDN'T THINK TREATMENT WOULD HELP		
		<b>Freq</b>	<b>Pct</b>
	1 = Response entered .....	9	0.02
	6 = Response not entered .....	239	0.43
	11 = Response entered (TXRRECVD=3 or NDTXEFFRT=11) .....	3	0.01
	13 = Response entered LOG ASSN (see level 11) .....	1	0.00
	91 = NEVER USED ALCOHOL OR DRUGS .....	13270	23.64
	94 = DON'T KNOW .....	5	0.01
	97 = REFUSED .....	92	0.16
	98 = BLANK (NO ANSWER) .....	799	1.42
	99 = LEGITIMATE SKIP .....	41718	74.32

(TX22B)  
NDTXNTIME<sup>1</sup>

Len : 2	YOU DIDN'T HAVE TIME (JOB, CHILDCARE, OR OTH COM)		
		<b>Freq</b>	<b>Pct</b>
	1 = Response entered .....	19	0.03
	3 = Response entered LOGICALLY ASSIGNED .....	1	0.00
	6 = Response not entered .....	229	0.41
	11 = Response entered (TXRRECVD=3 or NDTXEFFRT=11) .....	3	0.01
	91 = NEVER USED ALCOHOL OR DRUGS .....	13270	23.64
	94 = DON'T KNOW .....	5	0.01
	97 = REFUSED .....	92	0.16
	98 = BLANK (NO ANSWER) .....	799	1.42
	99 = LEGITIMATE SKIP .....	41718	74.32

DRUG TREATMENT

(TX22B)  
NDTXFNDOU<sup>1</sup>

Len : 2 DIDN'T WANT OTHERS TO FIND OUT YOU NEEDED TRMT

	Freq	Pct
1 = Response entered .....	19	0.03
6 = Response not entered .....	232	0.41
11 = Response entered (TXYRRECVD=3 or NDTXEFFRT=11) .....	1	0.00
91 = NEVER USED ALCOHOL OR DRUGS .....	13270	23.64
94 = DON'T KNOW .....	5	0.01
97 = REFUSED .....	92	0.16
98 = BLANK (NO ANSWER) .....	799	1.42
99 = LEGITIMATE SKIP .....	41718	74.32

(TX22A, TX22B)  
NDTXOTRSN<sup>1</sup>

Len : 2 SOME OTHER REASON OR REASONS

	Freq	Pct
1 = Response entered .....	25	0.04
6 = Response not entered .....	222	0.40
11 = Response entered (TXYRRECVD=3 or NDTXEFFRT=11) .....	5	0.01
91 = NEVER USED ALCOHOL OR DRUGS .....	13270	23.64
94 = DON'T KNOW .....	5	0.01
97 = REFUSED .....	92	0.16
98 = BLANK (NO ANSWER) .....	799	1.42
99 = LEGITIMATE SKIP .....	41718	74.32

(TX22SC1)  
NDTXMIMPT<sup>1</sup>

Len : 2 MOST IMPORTANT OTHER REASON DIDNT GET TRTMT

	Freq	Pct
1 = No health care coverage and couldn't afford cost.....	1	0.00
7 = You did not know where to go to get treatment .....	2	0.00
10 = You didn't think you needed treatment at the time .....	4	0.01
11 = You thought you could handle the problem w/o trmt .....	1	0.00
12 = You didn't think treatment would help.....	1	0.00
13 = Didn't have time (b/c of job, childcare, other).....	2	0.00
14 = Didn't want others to find out you needed trmt .....	1	0.00
16 = Too embarrassed,ashamed,afraid/didn't want to ask .....	2	0.00
17 = Afraid would get trouble w/ police/Social Services .....	2	0.00
23 = Other problems to deal w/ (emotional, family, etc).....	2	0.00
26 = Could do it w/support of family/friends/others .....	1	0.00
28 = Didn't like how treated/don't trust Drs/hospitals.....	3	0.01
30 = Attempted to get trmt, encountered delays/refused .....	1	0.00
31 = Family members/others unsupportive .....	1	0.00
70 = You did get/seek treatment (incl self-help groups).....	3	0.01
85 = BAD DATA Logically assigned .....	2	0.00
91 = NEVER USED ALCOHOL OR DRUGS .....	13270	23.64
94 = DON'T KNOW .....	1	0.00
97 = REFUSED .....	92	0.16
98 = BLANK (NO ANSWER) .....	804	1.43
99 = LEGITIMATE SKIP .....	41940	74.71

During the past 12 months, did you make an effort to get additional treatment or counseling for your use of alcohol or any other drug?

(TX23)  
NDMREFFRT<sup>1</sup>

Len : 2 MAKE EFFORT FOR ADDL TRMT FOR ALC/DRG PST 12 MOS

	Freq	Pct
1 = Yes.....	26	0.05
2 = No.....	12	0.02
91 = NEVER USED ALCOHOL OR DRUGS .....	13270	23.64
97 = REFUSED .....	4	0.01
98 = BLANK (NO ANSWER) .....	1014	1.81
99 = LEGITIMATE SKIP .....	41810	74.48

DRUG TREATMENT

Which of these statements explain why you did not get the additional treatment or counseling you needed for your use of alcohol or drugs?

(TX23A)

NDMRNOCOV<sup>1</sup>

Len : 2 NOT GET TRMT COULDN'T AFFORD - NO HLTH CARE COVER

	<b>Freq</b>	<b>Pct</b>
1 = Response entered .....	12	0.02
6 = Response not entered .....	24	0.04
91 = NEVER USED ALCOHOL OR DRUGS .....	13270	23.64
94 = DON'T KNOW .....	1	0.00
97 = REFUSED .....	5	0.01
98 = BLANK (NO ANSWER) .....	1014	1.81
99 = LEGITIMATE SKIP .....	41810	74.48

(TX23A)

NDMRNOTPY<sup>1</sup>

Len : 2 TREATMENT NOT COVERED ON HLTH CARE

	<b>Freq</b>	<b>Pct</b>
1 = Response entered .....	3	0.01
6 = Response not entered .....	33	0.06
91 = NEVER USED ALCOHOL OR DRUGS .....	13270	23.64
94 = DON'T KNOW .....	1	0.00
97 = REFUSED .....	5	0.01
98 = BLANK (NO ANSWER) .....	1014	1.81
99 = LEGITIMATE SKIP .....	41810	74.48

(TX23A)

NDMRTSPHR<sup>1</sup>

Len : 2 NO TRANSPORTATION, TOO FAR AWAY, NOT CONVENIENT

	<b>Freq</b>	<b>Pct</b>
1 = Response entered .....	6	0.01
6 = Response not entered .....	30	0.05
91 = NEVER USED ALCOHOL OR DRUGS .....	13270	23.64
94 = DON'T KNOW .....	1	0.00
97 = REFUSED .....	5	0.01
98 = BLANK (NO ANSWER) .....	1014	1.81
99 = LEGITIMATE SKIP .....	41810	74.48

(TX23A)

NDMRWANTD<sup>1</sup>

Len : 2 TREATMENT NOT FOUND FOR TYPE WANTED

	<b>Freq</b>	<b>Pct</b>
1 = Response entered .....	4	0.01
6 = Response not entered .....	32	0.06
91 = NEVER USED ALCOHOL OR DRUGS .....	13270	23.64
94 = DON'T KNOW .....	1	0.00
97 = REFUSED .....	5	0.01
98 = BLANK (NO ANSWER) .....	1014	1.81
99 = LEGITIMATE SKIP .....	41810	74.48

(TX23A)

NDMRNSTOP<sup>1</sup>

Len : 2 NOT READY TO STOP USING ALCOHOL OR DRUGS

	<b>Freq</b>	<b>Pct</b>
1 = Response entered .....	12	0.02
6 = Response not entered .....	24	0.04
91 = NEVER USED ALCOHOL OR DRUGS .....	13270	23.64
94 = DON'T KNOW .....	1	0.00
97 = REFUSED .....	5	0.01
98 = BLANK (NO ANSWER) .....	1014	1.81
99 = LEGITIMATE SKIP .....	41810	74.48

(TX23A)

NDMRPFULL<sup>1</sup>

Len : 2 NO OPENINGS IN THE PROGRAMS

	<b>Freq</b>	<b>Pct</b>
1 = Response entered .....	3	0.01
6 = Response not entered .....	33	0.06
91 = NEVER USED ALCOHOL OR DRUGS .....	13270	23.64
94 = DON'T KNOW .....	1	0.00
97 = REFUSED .....	5	0.01
98 = BLANK (NO ANSWER) .....	1014	1.81
99 = LEGITIMATE SKIP .....	41810	74.48

DRUG TREATMENT

(TX23A)  
NDMRDKWHR<sup>1</sup>

Len : 2 DIDN'T KNOW WHERE TO GET TREATMENT

	Freq	Pct
1 = Response entered .....	3	0.01
6 = Response not entered .....	33	0.06
91 = NEVER USED ALCOHOL OR DRUGS .....	13270	23.64
94 = DON'T KNOW .....	1	0.00
97 = REFUSED .....	5	0.01
98 = BLANK (NO ANSWER) .....	1014	1.81
99 = LEGITIMATE SKIP .....	41810	74.48

(TX23A)  
NDMRNBRNG<sup>1</sup>

Len : 2 TREATMENT MIGHT CAUSE NEIGHBRS TO HAVE NEG. OPIN

	Freq	Pct
1 = Response entered .....	5	0.01
6 = Response not entered .....	31	0.06
91 = NEVER USED ALCOHOL OR DRUGS .....	13270	23.64
94 = DON'T KNOW .....	1	0.00
97 = REFUSED .....	5	0.01
98 = BLANK (NO ANSWER) .....	1014	1.81
99 = LEGITIMATE SKIP .....	41810	74.48

(TX23A)  
NDMRJOBNG<sup>1</sup>

Len : 2 TREATMENT MIGHT HAVE NEG. EFFECT ON JOB

	Freq	Pct
1 = Response entered .....	4	0.01
6 = Response not entered .....	32	0.06
91 = NEVER USED ALCOHOL OR DRUGS .....	13270	23.64
94 = DON'T KNOW .....	1	0.00
97 = REFUSED .....	5	0.01
98 = BLANK (NO ANSWER) .....	1014	1.81
99 = LEGITIMATE SKIP .....	41810	74.48

Which of these statements explain why you did not get the additional treatment or counseling you needed for your use of alcohol or drugs?

(TX23B)  
NDMRNONED<sup>1</sup>

Len : 2 YOU DIDN'T THINK YOU NEEDED TREATMENT AT THE TIME

	Freq	Pct
1 = Response entered .....	2	0.00
3 = Response entered LOGICALLY ASSIGNED .....	1	0.00
6 = Response not entered .....	33	0.06
91 = NEVER USED ALCOHOL OR DRUGS .....	13270	23.64
94 = DON'T KNOW .....	1	0.00
97 = REFUSED .....	5	0.01
98 = BLANK (NO ANSWER) .....	1014	1.81
99 = LEGITIMATE SKIP .....	41810	74.48

(TX23B)  
NDMRHANDL<sup>1</sup>

Len : 2 YOU THOUGHT YOU COULD HANDLE THE PROB W/O TREATMT

	Freq	Pct
1 = Response entered .....	2	0.00
6 = Response not entered .....	34	0.06
91 = NEVER USED ALCOHOL OR DRUGS .....	13270	23.64
94 = DON'T KNOW .....	1	0.00
97 = REFUSED .....	5	0.01
98 = BLANK (NO ANSWER) .....	1014	1.81
99 = LEGITIMATE SKIP .....	41810	74.48

(TX23B)  
NDMRNOHLP<sup>1</sup>

Len : 2 YOU DIDN'T THINK TREATMENT WOULD HELP

	Freq	Pct
1 = Response entered .....	2	0.00
6 = Response not entered .....	34	0.06
91 = NEVER USED ALCOHOL OR DRUGS .....	13270	23.64
94 = DON'T KNOW .....	1	0.00
97 = REFUSED .....	5	0.01
98 = BLANK (NO ANSWER) .....	1014	1.81
99 = LEGITIMATE SKIP .....	41810	74.48

DRUG TREATMENT

(TX23B)  
NDMRNTIME<sup>1</sup>

Len : 2 YOU DIDN'T HAVE TIME (JOB, CHILDCARE, OR OTH COM)

	Freq	Pct
1 = Response entered .....	2	0.00
3 = Response entered LOGICALLY ASSIGNED .....	1	0.00
6 = Response not entered .....	33	0.06
91 = NEVER USED ALCOHOL OR DRUGS .....	13270	23.64
94 = DON'T KNOW .....	1	0.00
97 = REFUSED .....	5	0.01
98 = BLANK (NO ANSWER) .....	1014	1.81
99 = LEGITIMATE SKIP .....	41810	74.48

(TX23B)  
NDMRFNDOU<sup>1</sup>

Len : 2 DIDN'T WANT OTHERS TO FIND OUT YOU NEEDED TRMT

	Freq	Pct
1 = Response entered .....	1	0.00
6 = Response not entered .....	35	0.06
91 = NEVER USED ALCOHOL OR DRUGS .....	13270	23.64
94 = DON'T KNOW .....	1	0.00
97 = REFUSED .....	5	0.01
98 = BLANK (NO ANSWER) .....	1014	1.81
99 = LEGITIMATE SKIP .....	41810	74.48

(TX23A, TX23B)  
NDMROTRSN<sup>1</sup>

Len : 2 SOME OTHER REASON OR REASONS

	Freq	Pct
1 = Response entered .....	5	0.01
6 = Response not entered .....	31	0.06
91 = NEVER USED ALCOHOL OR DRUGS .....	13270	23.64
94 = DON'T KNOW .....	1	0.00
97 = REFUSED .....	5	0.01
98 = BLANK (NO ANSWER) .....	1014	1.81
99 = LEGITIMATE SKIP .....	41810	74.48

(TX23SC1)  
NDMRMIMPT<sup>1</sup>

Len : 2 MOST IMPORTANT OTHR REASON DIDNT GET ADDL TRTMT

	Freq	Pct
10 = You didn't think you needed treatment at the time .....	1	0.00
13 = Didn't have time (b/c of job, childcare, other) .....	1	0.00
22 = Couldn't afford; hlth care coverage status unspcfd .....	1	0.00
70 = You did get/seek treatment (incl self-help groups) .....	1	0.00
91 = NEVER USED ALCOHOL OR DRUGS .....	13270	23.64
94 = DON'T KNOW .....	1	0.00
97 = REFUSED .....	5	0.01
98 = BLANK (NO ANSWER) .....	1015	1.81
99 = LEGITIMATE SKIP .....	41841	74.54

How long has it been since you were last in treatment or counseling for your alcohol or drug use, not counting cigarettes?

(TX24)  
TXRCVDREC<sup>1</sup>

Len : 2 TIME SINCE LAST RCVD ALCOHOL OR DRUG TREATMENT

	Freq	Pct
1 = Within past 30 days -- that is, since [DATEFILL] .....	74	0.13
2 = More than 30 days ago but within the past 12 mos .....	319	0.57
3 = More than 12 months ago .....	1926	3.43
7 = Still in treatment LOG ASSN (TXCURRENT=1) .....	406	0.72
8 = Treatment in past year LOGICALLY ASSIGNED .....	124	0.22
9 = Treatment in lifetime LOGICALLY ASSIGNED .....	4	0.01
13 = Treatment > 12 mos ago LOG ASSN (TXRRECVD=2) .....	35	0.06
85 = BAD DATA Logically assigned .....	4	0.01
91 = NEVER USED ALCOHOL OR DRUGS .....	13270	23.64
97 = REFUSED .....	87	0.15
98 = BLANK (NO ANSWER) .....	803	1.43
99 = LEGITIMATE SKIP .....	39084	69.62

DRUG TREATMENT

NOTE: For most of the remaining questions in the SUBSTANCE TREATMENT module, the wording differed depending on whether respondents previously reported that they were still in treatment or that they were no longer in treatment. Where two question wordings appear for a given variable, the first wording was what respondents received if they reported that they were no longer in treatment. The second wording was what respondents received if they reported that they were still in treatment.

What was the main place where you received treatment the last time you started treatment/are currently receiving treatment for your alcohol or other drug use, not counting cigarettes?

(TX25, TX25SC1)  
 TXLTMYNPL2<sup>1</sup>

Len : 3 MAIN PLACE RCV TRMT LAST TIME/CURRENTLY

	Freq	Pct
1 = A hospital overnight as an inpatient.....	23	0.04
2 = A res drug/alcohol rehab facility overnight.....	73	0.13
3 = A drug or alcohol rehab facility as an outpatient.....	162	0.29
4 = A mental health center or facility as outpatient.....	143	0.25
5 = An emergency room.....	11	0.02
6 = A private doctor's office.....	84	0.15
7 = A prison or jail.....	17	0.03
8 = Self-help group, Alcoholic/Narcotics Anonymous.....	146	0.26
9 = Some other place.....	40	0.07
40 = Home, family, friends.....	6	0.01
41 = School, college.....	14	0.02
42 = Church/religious/spiritual influence.....	4	0.01
45 = Rehab/intervention fac/prgrm, ptnt status unspcfd.....	3	0.01
48 = Counselor, therapist, psychologist, psychiatrist.....	16	0.03
49 = Court-mandated/sponsored program.....	14	0.02
64 = Methadone clinic/program.....	10	0.02
65 = Name of facility/program given.....	28	0.05
985 = BAD DATA Logically assigned.....	9	0.02
989 = LEGITIMATE SKIP Logically assigned.....	1	0.00
991 = NEVER USED ALCOHOL OR DRUGS.....	13270	23.64
994 = DON'T KNOW.....	8	0.01
997 = REFUSED.....	98	0.17
998 = BLANK (NO ANSWER).....	912	1.62
999 = LEGITIMATE SKIP.....	41044	73.12

The last time you entered treatment, did you receive treatment or counseling for your use of alcohol?

Are you currently receiving treatment or counseling for your use of alcohol?

(TX26)

TXLTALCO<sup>1</sup>

Len : 2 LAST/CURRENT TREATMENT FOR ALCOHOL

	Freq	Pct
1 = Yes.....	399	0.71
2 = No.....	336	0.60
3 = Yes LOGICALLY ASSIGNED.....	2	0.00
5 = Yes LOG ASSN (TXYRALDGB = 1).....	48	0.09
6 = NEVER USED ALCOHOL (TXEVRRCCVD = 1).....	21	0.04
85 = BAD DATA Logically assigned.....	8	0.01
89 = LEGITIMATE SKIP Logically assigned (TXEVRRCCVD=2).....	1	0.00
91 = NEVER USED ALCOHOL OR DRUGS.....	13270	23.64
94 = DON'T KNOW.....	5	0.01
97 = REFUSED.....	93	0.17
98 = BLANK (NO ANSWER).....	909	1.62
99 = LEGITIMATE SKIP (TXEVRRCCVD=2/TXYRRECCVD=2,4).....	41044	73.12

DRUG TREATMENT

The last time you entered treatment, did you receive treatment or counseling for your use of marijuana or hashish?

Are you currently receiving treatment or counseling for your use of marijuana or hashish?

(TX27)

TXLTYMRJH<sup>1</sup>

Len : 2 LAST/CURRENT TREATMENT FOR MARIJUANA/HASHISH

	Freq	Pct
1 = Yes.....	227	0.40
2 = No.....	513	0.91
3 = Yes LOGICALLY ASSIGNED.....	4	0.01
6 = NEVER USED MARIJUANA (TXEVRRCD = 1).....	84	0.15
85 = BAD DATA Logically assigned.....	6	0.01
91 = NEVER USED ALCOHOL OR DRUGS.....	13270	23.64
94 = DON'T KNOW.....	4	0.01
97 = REFUSED.....	90	0.16
98 = BLANK (NO ANSWER).....	893	1.59
99 = LEGITIMATE SKIP (TXEVRRCD=2/TXYRRCVD=2,4).....	41045	73.12

The last time you entered treatment, did you receive treatment or counseling for your use of cocaine or 'crack'?

Are you currently receiving treatment or counseling for your use of cocaine or 'crack'?

(TX28)

TXLTYCOCN<sup>1</sup>

Len : 2 LAST/CURRENT TREATMENT FOR COCAINE/CRACK

	Freq	Pct
1 = Yes.....	127	0.23
2 = No.....	367	0.65
3 = Yes LOGICALLY ASSIGNED.....	4	0.01
6 = NEVER USED COCAINE (TXEVRRCD = 1).....	375	0.67
85 = BAD DATA Logically assigned.....	5	0.01
91 = NEVER USED ALCOHOL OR DRUGS.....	13270	23.64
94 = DON'T KNOW.....	4	0.01
97 = REFUSED.....	91	0.16
98 = BLANK (NO ANSWER).....	848	1.51
99 = LEGITIMATE SKIP (TXEVRRCD=2/TXYRRCVD=2,4).....	41045	73.12

The last time you entered treatment, did you receive treatment or counseling for your use of heroin?

Are you currently receiving treatment or counseling for your use of heroin?

(TX29)

TXLTYHERN<sup>1</sup>

Len : 2 LAST/CURRENT TREATMENT FOR HEROIN

	Freq	Pct
1 = Yes.....	155	0.28
2 = No.....	80	0.14
3 = Yes LOGICALLY ASSIGNED.....	1	0.00
6 = NEVER USED HEROIN (TXEVRRCD = 1).....	665	1.18
85 = BAD DATA Logically assigned.....	3	0.01
91 = NEVER USED ALCOHOL OR DRUGS.....	13270	23.64
94 = DON'T KNOW.....	1	0.00
97 = REFUSED.....	92	0.16
98 = BLANK (NO ANSWER).....	824	1.47
99 = LEGITIMATE SKIP (TXEVRRCD=2/TXYRRCVD=2,4).....	41045	73.12



DRUG TREATMENT

The last time you entered treatment, did you receive treatment or counseling for your use of hallucinogens?

Are you currently receiving treatment or counseling for your use of hallucinogens?

(TX30)

TXLTYHALL<sup>1</sup>

Len : 2 LAST/CURRENT TREATMENT FOR HALLUCINOGENS

	Freq	Pct
1 = Yes.....	72	0.13
2 = No.....	408	0.73
3 = Yes LOGICALLY ASSIGNED.....	2	0.00
4 = No LOGICALLY ASSIGNED.....	1	0.00
6 = NEVER USED HALLUCINOGENS (TXEVRRCVD = 1).....	386	0.69
85 = BAD DATA Logically assigned.....	4	0.01
91 = NEVER USED ALCOHOL OR DRUGS.....	13270	23.64
94 = DON'T KNOW.....	4	0.01
97 = REFUSED.....	91	0.16
98 = BLANK (NO ANSWER).....	853	1.52
99 = LEGITIMATE SKIP (TXEVRRCVD=2/TXYRRECVD=2,4).....	41045	73.12

The last time you entered treatment, did you receive treatment or counseling for your use of inhalants?

Are you currently receiving treatment or counseling for your use of inhalants?

(TX31)

TXLTYNHHL<sup>1</sup>

Len : 2 LAST/CURRENT TREATMENT FOR INHALANTS

	Freq	Pct
1 = Yes.....	32	0.06
2 = No.....	226	0.40
6 = NEVER USED INHALANTS (TXEVRRCVD =1).....	633	1.13
85 = BAD DATA Logically assigned.....	4	0.01
91 = NEVER USED ALCOHOL OR DRUGS.....	13270	23.64
97 = REFUSED.....	92	0.16
98 = BLANK (NO ANSWER).....	834	1.49
99 = LEGITIMATE SKIP (TXEVRRCVD=2/TXYRRECVD=2,4).....	41045	73.12

The last time you entered treatment, did you receive treatment or counseling for your use of methamphetamine?

Are you currently receiving treatment or counseling for your use of methamphetamine?

(TX31A)

TXLTYMETH<sup>1</sup>

Len : 2 LAST/CURRENT TREATMENT FOR METHAMPHETAMINE

	Freq	Pct
1 = Yes.....	146	0.26
2 = No.....	155	0.28
3 = Yes LOGICALLY ASSIGNED.....	3	0.01
6 = NEVER USED METHAMPHETAMINE (TXEVRRCVD = 1).....	593	1.06
85 = BAD DATA Logically assigned.....	3	0.01
91 = NEVER USED ALCOHOL OR DRUGS.....	13270	23.64
94 = DON'T KNOW.....	1	0.00
97 = REFUSED.....	91	0.16
98 = BLANK (NO ANSWER).....	829	1.48
99 = LEGITIMATE SKIP (TXEVRRCVD=2/TXYRRECVD=2,4).....	41045	73.12

The last time you entered treatment, did you receive treatment or counseling for your use of prescription pain relievers?

Are you currently receiving treatment or counseling for your use of prescription pain relievers?

(TX32)

TXLTYPNRL<sup>1</sup>

Len : 2 LAST/CURRENT TRMT FOR PRESCRIPTION PAIN RELIEVERS

	Freq	Pct
1 = Yes.....	155	0.28
2 = No.....	221	0.39
3 = Yes LOGICALLY ASSIGNED.....	13	0.02
6 = NEVER USED PAIN RELIEVERS (TXEVRRCVD = 1).....	499	0.89
85 = BAD DATA Logically assigned.....	4	0.01
91 = NEVER USED ALCOHOL OR DRUGS.....	13270	23.64
94 = DON'T KNOW.....	3	0.01
97 = REFUSED.....	90	0.16
98 = BLANK (NO ANSWER).....	836	1.49
99 = LEGITIMATE SKIP (TXEVRRCVD=2/TXYRRECVD=2,4).....	41045	73.12

DRUG TREATMENT

The last time you entered treatment, did you receive treatment or counseling for your use of prescription tranquilizers?

Are you currently receiving treatment or counseling for your use of prescription tranquilizers?

(TX33)

TXLTYTRQL<sup>1</sup>

Len : 2 LAST/CURRENT TRMT FOR PRESCRIPTION TRANQUILIZERS

	Freq	Pct
1 = Yes.....	66	0.12
2 = No.....	178	0.32
3 = Yes LOGICALLY ASSIGNED.....	6	0.01
4 = No LOGICALLY ASSIGNED.....	1	0.00
6 = NEVER USED TRANQUILIZERS (TXEVRRCD = 1).....	649	1.16
85 = BAD DATA Logically assigned.....	3	0.01
91 = NEVER USED ALCOHOL OR DRUGS.....	13270	23.64
94 = DON'T KNOW.....	2	0.00
97 = REFUSED.....	90	0.16
98 = BLANK (NO ANSWER).....	826	1.47
99 = LEGITIMATE SKIP (TXEVRRCD=2/TXYRRCVD=2,4).....	41045	73.12

The last time you entered treatment, did you receive treatment or counseling for your use of prescription stimulants?

Are you currently receiving treatment or counseling for your use of prescription stimulants?

(TX34)

TXLTYSTIM<sup>1</sup>

Len : 2 LAST/CURRENT TRMT FOR PRESCRIPTION STIMULANTS

	Freq	Pct
1 = Yes.....	51	0.09
2 = No.....	173	0.31
3 = Yes LOGICALLY ASSIGNED.....	1	0.00
4 = No LOGICALLY ASSIGNED.....	1	0.00
6 = NEVER USED STIMULANTS (TXEVRRCD = 1).....	678	1.21
85 = BAD DATA Logically assigned.....	4	0.01
91 = NEVER USED ALCOHOL OR DRUGS.....	13270	23.64
94 = DON'T KNOW.....	2	0.00
97 = REFUSED.....	90	0.16
98 = BLANK (NO ANSWER).....	821	1.46
99 = LEGITIMATE SKIP (TXEVRRCD=2/TXYRRCVD=2,4).....	41045	73.12

The last time you entered treatment, did you receive treatment or counseling for your use of prescription sedatives?

Are you currently receiving treatment or counseling for your use of prescription sedatives?

(TX35)

TXLTYSEDV<sup>1</sup>

Len : 2 LAST/CURRENT TRMT FOR PRESCRIPTION SEDATIVES

	Freq	Pct
1 = Yes.....	33	0.06
2 = No.....	100	0.18
3 = Yes LOGICALLY ASSIGNED.....	1	0.00
6 = NEVER USED SEDATIVES (TXEVRRCD = 1).....	784	1.40
85 = BAD DATA Logically assigned.....	3	0.01
91 = NEVER USED ALCOHOL OR DRUGS.....	13270	23.64
97 = REFUSED.....	90	0.16
98 = BLANK (NO ANSWER).....	810	1.44
99 = LEGITIMATE SKIP (TXEVRRCD=2/TXYRRCVD=2,4).....	41045	73.12

DRUG TREATMENT

The last time you entered treatment, did you receive treatment or counseling for your use of any other drug?

Are you currently receiving treatment or counseling for your use of any other drug?

(TX36)

TXLTYOTHR<sup>1</sup>

Len : 2 LAST/CURRENT TRMT FOR SOME OTHER DRUG

	Freq	Pct
1 = Yes.....	110	0.20
2 = No.....	645	1.15
3 = Yes LOGICALLY ASSIGNED.....	1	0.00
5 = Treatment drug unknown, LOGICALLY ASSIGNED.....	20	0.04
7 = Treatment drug/alc unknown LOG ASSN.....	27	0.05
85 = BAD DATA Logically assigned.....	8	0.01
89 = LEGITIMATE SKIP Logically assigned.....	1	0.00
91 = NEVER USED ALCOHOL OR DRUGS.....	13270	23.64
94 = DON'T KNOW.....	5	0.01
97 = REFUSED.....	93	0.17
98 = BLANK (NO ANSWER).....	912	1.62
99 = LEGITIMATE SKIP.....	41044	73.12

What was the main drug you entered treatment for the last time you were treated?

What is the main drug for which you are currently receiving treatment or counseling?

(TX37)

TXLTYMAIN<sup>2</sup>

Len : 2 MAIN DRUG FOR LAST/CURRENT TREATMENT

	Freq	Pct
1 = Alcohol.....	65	0.12
2 = Marijuana or hashish.....	53	0.09
3 = Cocaine or Crack.....	27	0.05
4 = Heroin.....	68	0.12
7 = Methamphetamine.....	47	0.08
8 = Prescription pain relievers.....	34	0.06
12 = Some other drug.....	18	0.03
85 = BAD DATA Logically assigned.....	6	0.01
91 = NEVER USED ALCOHOL OR DRUGS.....	13270	23.64
94 = DON'T KNOW.....	6	0.01
97 = REFUSED.....	95	0.17
98 = BLANK (NO ANSWER).....	966	1.72
99 = LEGITIMATE SKIP.....	41481	73.89

What was the outcome of the treatment or counseling you last received?

(TX38, TX38SC)

TXLTYOCOM<sup>2</sup>

Len : 2 OUTCOME OF LAST/CURRENT TREATMENT

	Freq	Pct
1 = You are still in treatment.....	405	0.72
2 = You successfully completed treatment.....	307	0.55
3 = You left because you had a problem with program.....	19	0.03
4 = You left b/c you couldn't afford to continue.....	16	0.03
5 = You left because your family needed you.....	8	0.01
7 = Your last treatment had some other outcome.....	13	0.02
48 = Discontinued treatment, success unknown.....	3	0.01
49 = Completed treatment/tmt required, outcome unknown.....	6	0.01
85 = BAD DATA Logically assigned.....	23	0.04
89 = LEGITIMATE SKIP Logically assigned.....	1	0.00
91 = NEVER USED ALCOHOL OR DRUGS.....	13270	23.64
94 = DON'T KNOW.....	7	0.01
97 = REFUSED.....	97	0.17
98 = BLANK (NO ANSWER).....	917	1.63
99 = LEGITIMATE SKIP.....	41044	73.12

DRUG TREATMENT

How long did you stay in treatment for your alcohol or drug use during your last treatment at [FILL IN ANSWER FROM TX25]?

How long have you been in treatment for your alcohol or drug use at [FILL IN ANSWER FROM TX17]?

How long did you stay in treatment for your alcohol or drug use during your last treatment?

How long have you been in treatment for your alcohol or drug use so far?

Please indicate whether you want to give your answer in days, months, or years.

How many days have you been in treatment for your alcohol or drug use so far?

How many days did you stay in treatment for your alcohol or drug use the last time?

How many months have you been in treatment for your alcohol or drug use so far?

How many months did you stay in treatment for your alcohol or drug use the last time?

How many years have you been in treatment for your alcohol or drug use so far?

How many years did you stay in treatment for your alcohol or drug use the last time?

(TX39, TX40DAY1, TX40DAY2, TX41MON1, TX41MON2, TX41YR1, TX41YR2)

TXLTYDAYS2<sup>1</sup> Len : 5 RC - # DAYS IN ALC/DRG TMT SO FAR/LAST TIME - RECODE

	Freq	Pct
RANGE = 1 - 30.....	217	0.39
31 = 31 or more.....	570	1.02
99985 = BAD DATA Logically assigned.....	10	0.02
99989 = LEGITIMATE SKIP Logically assigned.....	1	0.00
99991 = NEVER USED ALCOHOL OR DRUGS.....	13270	23.64
99994 = DON'T KNOW.....	9	0.02
99997 = REFUSED.....	103	0.18
99998 = BLANK (NO ANSWER).....	912	1.62
99999 = LEGITIMATE SKIP.....	41044	73.12

Did private health insurance pay for the last treatment you received, even if it paid only part of the cost?

Will private health insurance pay for the treatment you are currently receiving, even if it pays only part of the cost?

(TX42A)

TXPAYHINS<sup>1</sup> Len : 2 HEALTH INSURANCE PAY FOR LAST/CURRENT TRMT

	Freq	Pct
1 = Yes.....	334	0.59
2 = No.....	421	0.75
3 = Yes LOGICALLY ASSIGNED.....	5	0.01
85 = BAD DATA Logically assigned.....	19	0.03
89 = LEGITIMATE SKIP Logically assigned.....	1	0.00
91 = NEVER USED ALCOHOL OR DRUGS.....	13270	23.64
94 = DON'T KNOW.....	33	0.06
97 = REFUSED.....	97	0.17
98 = BLANK (NO ANSWER).....	912	1.62
99 = LEGITIMATE SKIP.....	41044	73.12

Did Medicare pay for the last treatment you received, even if it paid only part of the cost?

Will Medicare pay for the treatment you are currently receiving, even if it pays only part of the cost?

(TX42B)

TXPAYMCRE<sup>1</sup> Len : 2 MEDICARE PAY FOR LAST/CURRENT TRMT

	Freq	Pct
1 = Yes.....	221	0.39
2 = No.....	525	0.94
85 = BAD DATA Logically assigned.....	19	0.03
89 = LEGITIMATE SKIP Logically assigned.....	1	0.00
91 = NEVER USED ALCOHOL OR DRUGS.....	13270	23.64
94 = DON'T KNOW.....	45	0.08
97 = REFUSED.....	99	0.18
98 = BLANK (NO ANSWER).....	912	1.62
99 = LEGITIMATE SKIP.....	41044	73.12

DRUG TREATMENT

Did Medicaid pay for the last treatment you received, even if it paid only part of the cost?

Will Medicaid pay for the treatment you are currently receiving, even if it pays only part of the cost?

(TX42C)

TXPAYMCAD<sup>1</sup> Len : 2 MEDICAID PAY FOR LAST/CURRENT TRMT

	Freq	Pct
1 = Yes.....	265	0.47
2 = No.....	480	0.86
3 = Yes LOGICALLY ASSIGNED.....	3	0.01
85 = BAD DATA Logically assigned.....	19	0.03
89 = LEGITIMATE SKIP Logically assigned.....	1	0.00
91 = NEVER USED ALCOHOL OR DRUGS.....	13270	23.64
94 = DON'T KNOW.....	43	0.08
97 = REFUSED.....	99	0.18
98 = BLANK (NO ANSWER).....	912	1.62
99 = LEGITIMATE SKIP.....	41044	73.12

Did a public assistance program other than Medicaid pay for the last treatment you received, even if it paid only part of the cost?

Will a public assistance program other than Medicaid pay for the treatment you are currently receiving, even if it pays only part of the cost?

(TX42D)

TXPAYPUBL<sup>1</sup> Len : 2 OTH PUBLIC ASSIST PAY FOR LAST/CURRENT TRMT

	Freq	Pct
1 = Yes.....	169	0.30
2 = No.....	568	1.01
3 = Yes LOGICALLY ASSIGNED.....	2	0.00
85 = BAD DATA Logically assigned.....	19	0.03
89 = LEGITIMATE SKIP Logically assigned.....	1	0.00
91 = NEVER USED ALCOHOL OR DRUGS.....	13270	23.64
94 = DON'T KNOW.....	53	0.09
97 = REFUSED.....	98	0.17
98 = BLANK (NO ANSWER).....	912	1.62
99 = LEGITIMATE SKIP.....	41044	73.12

Did you use your own savings or earnings to pay for the last treatment you received, even if you paid only part of the cost?

Will you use your own savings or earnings to pay for the treatment you are currently receiving, even if you pay only part of the cost?

(TX42E)

TXPAYSVNG<sup>1</sup> Len : 2 OWN SAVINGS PAY FOR LAST/CURRENT TRMT

	Freq	Pct
1 = Yes.....	339	0.60
2 = No.....	433	0.77
3 = Yes LOGICALLY ASSIGNED.....	3	0.01
85 = BAD DATA Logically assigned.....	19	0.03
89 = LEGITIMATE SKIP Logically assigned.....	1	0.00
91 = NEVER USED ALCOHOL OR DRUGS.....	13270	23.64
94 = DON'T KNOW.....	15	0.03
97 = REFUSED.....	100	0.18
98 = BLANK (NO ANSWER).....	912	1.62
99 = LEGITIMATE SKIP.....	41044	73.12

Did family members pay for the last treatment you received, even if they paid only part of the cost?

Will family members pay for the treatment you are currently receiving, even if they pay only part of the cost?

(TX42F)

TXPAYFAML<sup>1</sup> Len : 2 FAMILY MEMBERS PAY FOR LAST/CURRENT TRMT

	Freq	Pct
1 = Yes.....	194	0.35
2 = No.....	582	1.04
85 = BAD DATA Logically assigned.....	19	0.03
89 = LEGITIMATE SKIP Logically assigned.....	1	0.00
91 = NEVER USED ALCOHOL OR DRUGS.....	13270	23.64
94 = DON'T KNOW.....	15	0.03
97 = REFUSED.....	99	0.18
98 = BLANK (NO ANSWER).....	912	1.62
99 = LEGITIMATE SKIP.....	41044	73.12

DRUG TREATMENT

Did the courts pay for the last treatment you received, even if it paid only part of the cost?

Will the courts pay for the treatment you are currently receiving, even if it pays only part of the cost?

(TX42G)

TXPAYCOUR<sup>1</sup>

Len : 2 COURTS PAY FOR LAST/CURRENT TRMT

	Freq	Pct
1 = Yes.....	81	0.14
2 = No.....	685	1.22
3 = Yes LOGICALLY ASSIGNED.....	5	0.01
85 = BAD DATA Logically assigned.....	19	0.03
89 = LEGITIMATE SKIP Logically assigned.....	1	0.00
91 = NEVER USED ALCOHOL OR DRUGS.....	13270	23.64
94 = DON'T KNOW.....	21	0.04
97 = REFUSED.....	98	0.17
98 = BLANK (NO ANSWER).....	912	1.62
99 = LEGITIMATE SKIP.....	41044	73.12

Did CHAMPUS or TRICARE, CHAMPVA, the VA, or some other military health care pay for the last treatment you received, even if it paid only part of the cost?

Will CHAMPUS or TRICARE, CHAMPVA, the VA, or some other military health care pay for the treatment you are currently receiving, even if it pays only part of the cost?

(TX42H)

TXPAYMILT<sup>1</sup>

Len : 2 MILITARY HLTH CARE PAY FOR LAST/CURRENT TRMT

	Freq	Pct
1 = Yes.....	46	0.08
2 = No.....	702	1.25
3 = Yes LOGICALLY ASSIGNED.....	1	0.00
85 = BAD DATA Logically assigned.....	19	0.03
89 = LEGITIMATE SKIP Logically assigned.....	1	0.00
91 = NEVER USED ALCOHOL OR DRUGS.....	13270	23.64
94 = DON'T KNOW.....	44	0.08
97 = REFUSED.....	97	0.17
98 = BLANK (NO ANSWER).....	912	1.62
99 = LEGITIMATE SKIP.....	41044	73.12

Did your employer pay for the last treatment you received, even if it paid only part of the cost?

Will your employer pay for the treatment you are currently receiving, even if it pays only part of the cost?

(TX42I)

TXPAYBOSS<sup>1</sup>

Len : 2 EMPLOYER PAY FOR LAST/CURRENT TRMT

	Freq	Pct
1 = Yes.....	37	0.07
2 = No.....	734	1.31
85 = BAD DATA Logically assigned.....	19	0.03
89 = LEGITIMATE SKIP Logically assigned.....	1	0.00
91 = NEVER USED ALCOHOL OR DRUGS.....	13270	23.64
94 = DON'T KNOW.....	21	0.04
97 = REFUSED.....	98	0.17
98 = BLANK (NO ANSWER).....	912	1.62
99 = LEGITIMATE SKIP.....	41044	73.12

DRUG TREATMENT

Was your last treatment paid for by some other source besides those that have been listed?

Will the treatment you are currently receiving be paid for by some other source besides those that have been listed?

(TX42J)

TXPAYOTHR<sup>1</sup>

Len : 2 SOME OTHER SOURCE PAY FOR LAST/CURRENT TRMT

	Freq	Pct
1 = Yes.....	76	0.14
2 = No.....	671	1.20
4 = No LOG ASSN (free trmt specified).....	2	0.00
5 = Yes, payment source not specified LOG ASSN.....	18	0.03
85 = BAD DATA Logically assigned.....	18	0.03
89 = LEGITIMATE SKIP Logically assigned.....	1	0.00
91 = NEVER USED ALCOHOL OR DRUGS.....	13270	23.64
94 = DON'T KNOW.....	25	0.04
97 = REFUSED.....	99	0.18
98 = BLANK (NO ANSWER).....	912	1.62
99 = LEGITIMATE SKIP.....	41044	73.12

(TX42SC)

TXPAYOTSP2<sup>1</sup>

Len : 2 OTHER PAY FOR LAST/CURRENT TRMT - SPECIFY

	Freq	Pct
1 = Private health insurance.....	9	0.02
3 = Medicaid.....	4	0.01
4 = Public assistance program other than Medicaid.....	2	0.00
5 = Own savings or earnings.....	5	0.01
6 = Family members.....	2	0.00
7 = Courts.....	10	0.02
8 = CHAMPUS, TRICARE, CHAMPVA, VA, othr military hlth.....	1	0.00
9 = Employer.....	1	0.00
10 = Free.....	1	0.00
11 = Some other source.....	1	0.00
12 = Friend/neighbor/sponsor/stipend.....	3	0.01
14 = School.....	3	0.01
15 = Treatment program/facility/provider.....	5	0.01
16 = Indian Health Service/BIA/Tribe.....	4	0.01
19 = Public assistance, welfare; otherwise unspecified.....	9	0.02
85 = BAD DATA Logically assigned.....	27	0.05
89 = LEGITIMATE SKIP Logically assigned.....	2	0.00
91 = NEVER USED ALCOHOL OR DRUGS.....	13270	23.64
94 = DON'T KNOW.....	2	0.00
97 = REFUSED.....	102	0.18
98 = BLANK (NO ANSWER).....	957	1.70
99 = LEGITIMATE SKIP.....	41716	74.31

Was the last treatment you received free?

Is the treatment you are currently receiving free?

(TX42K)

TXPAYFREE<sup>1</sup>

Len : 2 LAST/CURRENT TREATMENT WAS/IS FREE

	Freq	Pct
1 = Yes.....	50	0.09
2 = No.....	18	0.03
3 = Yes LOGICALLY ASSIGNED.....	1	0.00
85 = BAD DATA Logically assigned.....	3	0.01
91 = NEVER USED ALCOHOL OR DRUGS.....	13270	23.64
97 = REFUSED.....	98	0.17
98 = BLANK (NO ANSWER).....	945	1.68
99 = LEGITIMATE SKIP.....	41751	74.37

DRUG TREATMENT

Were you enrolled in a treatment program for your alcohol or drug use on October 1, [CURRENT YEAR - 1]?

For this question, please include only treatment you received at a hospital, drug rehabilitation facility, or mental health center.

(TX43)

<u>TXENRLOCT</u> <sup>1</sup>	Len : 2 ENROLLED IN TREATMENT PRGM ON OCT.1 [CURR YR - 1]		
		<b>Freq</b>	<b>Pct</b>
	1 = Yes.....	306	0.55
	2 = No.....	2536	4.52
	85 = BAD DATA Logically assigned.....	5	0.01
	91 = NEVER USED ALCOHOL OR DRUGS.....	13270	23.64
	94 = DON'T KNOW.....	23	0.04
	97 = REFUSED.....	110	0.20
	98 = BLANK (NO ANSWER).....	802	1.43
	99 = LEGITIMATE SKIP (TXEVRRCD=2).....	39084	69.62

Think about all the treatment or counseling you received for your [TXFILL1] during the past 12 months. Was detoxification the only [TXFILL1] treatment you received during the past 12 months?

(TX44)

<u>TXYRONDTX</u> <sup>1</sup>	Len : 2 WAS DETOX THE ONLY TRMT RCVD PAST 12 MONTHS		
		<b>Freq</b>	<b>Pct</b>
	1 = Yes.....	139	0.25
	2 = No.....	501	0.89
	4 = No LOGICALLY ASSIGNED.....	153	0.27
	85 = BAD DATA Logically assigned.....	5	0.01
	91 = NEVER USED ALCOHOL OR DRUGS.....	13270	23.64
	94 = DON'T KNOW.....	10	0.02
	97 = REFUSED.....	98	0.17
	98 = BLANK (NO ANSWER).....	915	1.63
	99 = LEGITIMATE SKIP.....	41045	73.12

NOTE: The variables TXALCONLY, TXALCONAG, TXDRGONLY, TXDRGONAG, TXALCDRGU, TXALCDAGE TXDRGALCU, and TXDRGAAGE pertain to respondents who were lifetime recipients of substance treatment but who had not received treatment in the past year. TXALCONLY and TXALCONAG pertain to respondents who were lifetime alcohol users but had not reported lifetime use of other drugs. TXDRGONLY and TXDRGONAG pertain to respondents who did not report lifetime use of alcohol but reported lifetime use of other drugs. TXALCDRGU, TXALCDAGE TXDRGALCU, and TXDRGAAGE pertain to respondents who were lifetime users of alcohol and other drugs.

NOTE: TXALCONLY was assigned a value of 11 or 12 when respondents originally reported that they had not received treatment in the past 12 months but they were logically inferred to have received treatment in that period (TXYRRECVD=3). Respondents who themselves reported that they had gotten treatment in the past 12 months were asked a different set of questions. However, respondents who reported that they had ever received treatment for their use of alcohol but were logically inferred to have gotten treatment in the past 12 months cannot be inferred to have received alcohol treatment in that period (TXALCONLY=11). TXALCONLY was assigned a value of 22 when respondents were lifetime users of alcohol but had never used (or misused) marijuana, cocaine, heroin, hallucinogens, inhalants, prescription psychotherapeutics (pain relievers, tranquilizers, stimulants, or sedatives), and they reported that they had never received treatment for their use of alcohol.

Earlier you reported that at some time in your life you received treatment or counseling for your use of alcohol or any drug, not counting cigarettes. Have you ever received treatment for your alcohol use?

(TX45)

<u>TXALCONLY</u> <sup>1</sup>	Len : 2 EVER RCVD TMT FOR ALC USE (NO DRUG USE REPORTED)		
		<b>Freq</b>	<b>Pct</b>
	1 = Yes.....	82	0.15
	2 = No.....	1	0.00
	11 = Yes (TXYRRECVD=3; see NOTE for TXALCONLY).....	3	0.01
	12 = No (TXYRRECVD=3; see NOTE for TXALCONLY).....	6	0.01
	22 = No (but only alcohol user; see NOTE for TXALCONLY).....	42	0.07
	85 = BAD DATA Logically assigned.....	2	0.00
	91 = NEVER USED ALCOHOL OR DRUGS.....	13270	23.64
	97 = REFUSED.....	28	0.05
	98 = BLANK (NO ANSWER).....	772	1.38
	99 = LEGITIMATE SKIP.....	41930	74.69



DRUG TREATMENT

How old were you when you first received treatment for your alcohol use?

(TX45A)

<u>TXALCONAG</u> <sup>1</sup> Len : 3 AGE WHEN FIRST RCVD TRMT FOR ALC USE		Freq	Pct
RANGE = 10 - 61 .....		80	0.14
985 = BAD DATA Logically assigned .....		2	0.00
991 = NEVER USED ALCOHOL OR DRUGS .....		13270	23.64
994 = DON'T KNOW .....		3	0.01
997 = REFUSED .....		29	0.05
998 = BLANK (NO ANSWER).....		815	1.45
999 = LEGITIMATE SKIP.....		41937	74.71

NOTE: TXDRGONLY was assigned a value of 11 or 12 when respondents originally reported that they had not received treatment in the past 12 months but they were logically inferred to have received treatment in that period (TXRRECVD=3). Respondents who themselves reported that they had gotten treatment in the past 12 months were asked a different set of questions. However, respondents who reported that they had ever received treatment for their use of drugs cannot be inferred to have received drug treatment in the past 12 months (TXDRGONLY=11). TXDRGONLY was assigned a value of 22 when respondents were lifetime users of drugs but had never used alcohol, and they reported that they had never received treatment for their use of drugs.

Earlier you reported that at some time in your life you received treatment or counseling for your use of alcohol or any drug, not counting cigarettes. Have you ever received treatment or counseling for your drug use?

(TX46)

<u>TXDRGONLY</u> <sup>1</sup> Len : 2 EVER RCVD TMT FOR DRUG USE (NO ALC USE REPORTED)		Freq	Pct
1 = Yes.....		16	0.03
11 = Yes (TXRRECVD=3; see NOTE for TXDRGONLY) .....		3	0.01
12 = No (TXRRECVD=3; see NOTE for TXDRGONLY).....		6	0.01
22 = No (but only drug user; see NOTE for TXDRGONLY) .....		19	0.03
85 = BAD DATA Logically assigned .....		2	0.00
91 = NEVER USED ALCOHOL OR DRUGS .....		13270	23.64
97 = REFUSED .....		13	0.02
98 = BLANK (NO ANSWER) .....		766	1.36
99 = LEGITIMATE SKIP.....		42041	74.89

How old were you when you first received treatment or counseling for your drug use?

(TX46A)

<u>TXDRGONAG</u> <sup>1</sup> Len : 3 AGE WHEN FIRST RCVD TRMT/CNSLG FOR DRUG USE		Freq	Pct
RANGE = 1 - 40 .....		17	0.03
985 = BAD DATA Logically assigned .....		2	0.00
991 = NEVER USED ALCOHOL OR DRUGS .....		13270	23.64
997 = REFUSED .....		13	0.02
998 = BLANK (NO ANSWER).....		787	1.40
999 = LEGITIMATE SKIP.....		42047	74.90

DRUG TREATMENT

NOTE: TXALCDRGU and TXDRGALCU were assigned values of 11 or 12 when respondents originally reported that they had not received treatment in the past 12 months but they were logically inferred to have received treatment in that period (TXYRRECVD=3). Respondents who themselves reported that they had gotten treatment in the past 12 months were asked a different set of questions. Thus, for example, respondents who reported that they had ever received treatment for their use of alcohol cannot be inferred to have received alcohol treatment in the past 12 months (TXALCDRGU=11). TXALCDRGU and TXDRGALCU were assigned values of 22 when respondents were lifetime users of both alcohol and other drugs but they reported never receiving treatment for their alcohol use (in the question corresponding to TXALCDRGU) or for their drug use (in the question corresponding to TXDRGALCU).

Earlier you reported that at some time in your life you received treatment or counseling for your use of alcohol or any drug, not counting cigarettes. Have you ever received treatment or counseling for your alcohol use?

(TX47)

TXALCDRGU<sup>1</sup> Len : 2 EVER RCVD TMT FOR ALCOHOL USE (ALSO USED DRUGS)

	Freq	Pct
1 = Yes.....	1102	1.96
2 = No.....	550	0.98
11 = Yes (TXYRRECVD=3; see NOTE for TXALCDRGU).....	35	0.06
12 = No (TXYRRECVD=3; see NOTE for TXALCDRGU).....	19	0.03
22 = No (see NOTE for TXALCDRGU).....	176	0.31
85 = BAD DATA Logically assigned.....	2	0.00
91 = NEVER USED ALCOHOL OR DRUGS.....	13270	23.64
94 = DON'T KNOW.....	1	0.00
97 = REFUSED.....	63	0.11
98 = BLANK (NO ANSWER).....	791	1.41
99 = LEGITIMATE SKIP.....	40127	71.48

How old were you when you first received treatment or counseling for your alcohol use?

(TX47A)

TXALCDAGE<sup>1</sup> Len : 3 AGE WHEN FIRST RCVD TRMT/CNSLG FOR ALC USE

	Freq	Pct
RANGE = 1 - 69.....	1102	1.96
985 = BAD DATA Logically assigned.....	4	0.01
991 = NEVER USED ALCOHOL OR DRUGS.....	13270	23.64
994 = DON'T KNOW.....	17	0.03
997 = REFUSED.....	64	0.11
998 = BLANK (NO ANSWER).....	983	1.75
999 = LEGITIMATE SKIP.....	40696	72.50

Have you ever received treatment or counseling for your drug use?

(TX48)

TXDRGALCU<sup>1</sup> Len : 2 EVER RCVD TRMT FOR DRUG USE (ALSO USED ALCOHOL)

	Freq	Pct
1 = Yes.....	976	1.74
2 = No.....	678	1.21
11 = Yes (TXYRRECVD=3; see NOTE for TXALCDRGU).....	40	0.07
12 = No (TXYRRECVD=3; see NOTE for TXALCDRGU).....	14	0.02
22 = No (see NOTE for TXALCDRGU).....	176	0.31
85 = BAD DATA Logically assigned.....	2	0.00
91 = NEVER USED ALCOHOL OR DRUGS.....	13270	23.64
97 = REFUSED.....	62	0.11
98 = BLANK (NO ANSWER).....	791	1.41
99 = LEGITIMATE SKIP.....	40127	71.48

How old were you when you first received treatment or counseling for your drug use?

(TX48A)

TXDRGAAGE<sup>1</sup> Len : 3 AGE WHEN FIRST RCVD TRMT/CNSLG FOR DRUG USE

	Freq	Pct
RANGE = 2 - 64.....	975	1.74
985 = BAD DATA Logically assigned.....	3	0.01
991 = NEVER USED ALCOHOL OR DRUGS.....	13270	23.64
994 = DON'T KNOW.....	15	0.03
997 = REFUSED.....	63	0.11
998 = BLANK (NO ANSWER).....	991	1.77
999 = LEGITIMATE SKIP.....	40819	72.71

DRUG TREATMENT

NOTE: The variables TXYALONAG, TXYALODRG, TXYALODAG, TXYDRONAG, TXYDROALC, TXYDROAAG, TXYALDAAG, and TXYALDDAG pertain to respondents who received substance treatment in the past 12 months. TXYALONAG, TXYALODRG, and TXYALODAG pertain to respondents who reported that they received treatment only for alcohol in the past 12 months. TXYDRONAG, TXYDROALC, and TXYDROAAG pertain to respondents who reported that they received treatment only for other drugs in the past 12 months. TXYALDAAG and TXYALDDAG pertain to respondents who reported receiving treatment for both alcohol and other drugs in the past 12 months.

Earlier you reported that you received treatment or counseling for your use of alcohol during the past 12 months. How old were you when you first received treatment or counseling for your alcohol use?

(TX49)

TXYALONAG<sup>1</sup> Len : 3 AGE WHEN FIRST RCVD TRMT/CNSLG FOR ALC USE

	Freq	Pct
RANGE = 1 - 73 .....	241	0.43
985 = BAD DATA Logically assigned .....	8	0.01
991 = NEVER USED ALCOHOL OR DRUGS .....	13270	23.64
994 = DON'T KNOW .....	6	0.01
997 = REFUSED .....	93	0.17
998 = BLANK (NO ANSWER).....	934	1.66
999 = LEGITIMATE SKIP.....	41584	74.08

Have you ever received treatment or counseling for your use of any drug, not including cigarettes or alcohol?

(TX49A)

TXYALODRG<sup>1</sup> Len : 2 EVER RCVD TRMT FOR DRUGS (ONLY PAST YR ALC TRMT)

	Freq	Pct
1 = Yes.....	33	0.06
2 = No.....	183	0.33
3 = Yes LOGICALLY ASSIGNED (TXYRALDGB=11).....	13	0.02
85 = BAD DATA Logically assigned .....	8	0.01
91 = NEVER USED ALCOHOL OR DRUGS .....	13270	23.64
94 = DON'T KNOW .....	1	0.00
97 = REFUSED .....	93	0.17
98 = BLANK (NO ANSWER) .....	923	1.64
99 = LEGITIMATE SKIP.....	41612	74.13

How old were you when you first received treatment or counseling for your drug use?

(TX49B)

TXYALODAG<sup>1</sup> Len : 3 AGE WHEN FIRST RCVD TRMT/CNSLG FOR DRUG USE

	Freq	Pct
RANGE = 1 - 60.....	31	0.06
985 = BAD DATA Logically assigned .....	7	0.01
991 = NEVER USED ALCOHOL OR DRUGS .....	13270	23.64
997 = REFUSED .....	93	0.17
998 = BLANK (NO ANSWER).....	940	1.67
999 = LEGITIMATE SKIP.....	41795	74.45

Earlier you reported that you received treatment or counseling for your drug use during the past 12 months. How old were you when you first received treatment or counseling for your drug use?

(TX50)

TXYDRONAG<sup>1</sup> Len : 3 AGE WHEN FIRST RCVD TRMT/CNSLG FOR DRUG USE

	Freq	Pct
RANGE = 1 - 60 .....	260	0.46
985 = BAD DATA Logically assigned .....	3	0.01
991 = NEVER USED ALCOHOL OR DRUGS .....	13270	23.64
994 = DON'T KNOW .....	6	0.01
997 = REFUSED .....	94	0.17
998 = BLANK (NO ANSWER).....	965	1.72
999 = LEGITIMATE SKIP.....	41538	74.00

DRUG TREATMENT

Have you ever received treatment or counseling for your alcohol use?

(TX50A)

TXYDROALC<sup>1</sup> Len : 2 EVER RCVD TMT FOR ALCOHOL (ONLY PAST YR DRUG TMT)

	Freq	Pct
1 = Yes.....	38	0.07
2 = No.....	241	0.43
3 = Yes LOGICALLY ASSIGNED (TXYRALDGB=12).....	14	0.02
85 = BAD DATA Logically assigned.....	2	0.00
91 = NEVER USED ALCOHOL OR DRUGS.....	13270	23.64
94 = DON'T KNOW.....	2	0.00
97 = REFUSED.....	91	0.16
98 = BLANK (NO ANSWER).....	928	1.65
99 = LEGITIMATE SKIP.....	41550	74.02

How old were you when you first received treatment or counseling for your alcohol use?

(TX50B)

TXYDROAAG<sup>1</sup> Len : 3 AGE WHEN FIRST RCVD TRMT/CNSLG FOR ALC USE

	Freq	Pct
RANGE = 1 - 54.....	36	0.06
985 = BAD DATA Logically assigned.....	2	0.00
991 = NEVER USED ALCOHOL OR DRUGS.....	13270	23.64
994 = DON'T KNOW.....	2	0.00
997 = REFUSED.....	91	0.16
998 = BLANK (NO ANSWER).....	944	1.68
999 = LEGITIMATE SKIP.....	41791	74.45

Earlier, you reported that you received treatment or counseling for your drug and alcohol use during the past 12 months. How old were you when you first received treatment or counseling for your use of alcohol?

(TX51)

TXYALDAAG<sup>1</sup> Len : 3 AGE WHEN FIRST RCVD TRMT/CNSLG FOR ALC USE

	Freq	Pct
RANGE = 1 - 71.....	195	0.35
985 = BAD DATA Logically assigned.....	3	0.01
991 = NEVER USED ALCOHOL OR DRUGS.....	13270	23.64
994 = DON'T KNOW.....	3	0.01
997 = REFUSED.....	95	0.17
998 = BLANK (NO ANSWER).....	1011	1.80
999 = LEGITIMATE SKIP.....	41559	74.03

How old were you when you first received treatment or counseling for your drug use?

(TX51A)

TXYALDDAG<sup>1</sup> Len : 3 AGE WHEN FIRST RCVD TRMT/CNSLG FOR DRUG USE

	Freq	Pct
RANGE = 1 - 71.....	195	0.35
985 = BAD DATA Logically assigned.....	2	0.00
991 = NEVER USED ALCOHOL OR DRUGS.....	13270	23.64
994 = DON'T KNOW.....	2	0.00
997 = REFUSED.....	96	0.17
998 = BLANK (NO ANSWER).....	1012	1.80
999 = LEGITIMATE SKIP.....	41559	74.03

DRUG TREATMENT

NOTE: TXFGALAGE is a "flag" variable that indicates when the first receipt of alcohol treatment in TXALCONAG, TXALCDAGE, TXYALONAG, TXYDROAAG, or TXYALDAAG is inconsistent with the first use of alcohol (from ALCTRY). When TXFGALAGE=5, the respondent previously reported never using alcohol. However, the respondent subsequently reported an age for first receipt of alcohol treatment, based on some indication of alcohol treatment in TXYRALDGB.

TXFGALAGE<sup>1</sup> Len : 2 CONSISTENCY OF ALC TX AGE WITH ALC AFU

	Freq	Pct
0 = 1st alc tx age consistent with alc AFU .....	1639	2.92
1 = 1st alc tx age differs from alc AFU by 1 yr.....	12	0.02
2 = 1st alc tx age differs from alc AFU by 2 yrs .....	5	0.01
3 = 1st alc tx age differs from alc AFU by 3-4 yrs .....	5	0.01
4 = 1st alc tx age differs from alc AFU by >=5 yrs .....	35	0.06
5 = Never used alc in core but reported an alc tx age.....	7	0.01
91 = NEVER USED ALCOHOL OR DRUGS .....	13270	23.64
98 = UNKNOWN .....	1240	2.21
99 = LEGITIMATE SKIP.....	39923	71.12

NOTE: TXFGDGAGE is a "flag" variable that indicates when the first receipt of drug treatment in TXDRGONAG, TXDRGAAGE, TXYALODAG, TXYDRONAG, or TXYALDDAG is inconsistent with the earliest reported first use of drugs. When TXFGDGAGE=5, the respondent previously reported never using (or misusing) marijuana, cocaine, heroin, hallucinogens, inhalants, or prescription psychotherapeutics (pain relievers, tranquilizers, stimulants, or sedatives). However, the respondent subsequently reported an age for first receipt of drug treatment, based on some indication of drug treatment in TXYRALDGB.

TXFGDGAGE<sup>1</sup> Len : 2 CONSISTENCY OF FIRST DRUG TX AGE WITH DRUG AFUS

	Freq	Pct
0 = 1st drug tx age consistent w/min drug AFU .....	1492	2.66
1 = 1st drug tx age differs from min drug AFU by 1 yr.....	9	0.02
2 = 1st drug tx age differs fr min drug AFU by 2 yrs .....	6	0.01
3 = 1st drug tx age differs fr min drug AFU by 3-4 yrs.....	4	0.01
4 = 1st drug tx age differs fr min drug AFU by >=5 yrs.....	18	0.03
5 = Never used drugs in core but reportd a drug tx age.....	8	0.01
91 = NEVER USED ALCOHOL OR DRUGS .....	13270	23.64
98 = UNKNOWN .....	1229	2.19
99 = LEGITIMATE SKIP.....	40100	71.43

NOTE: TXFGADAGE is a "flag" variable that indicates when an inconsistency exists between the first receipt of alcohol or drug treatment and the earliest reported first use of alcohol or drugs. If TXFGALAGE=5 or TXFGDGAGE=5, then TXFGADAGE=5.

TXFGADAGE<sup>1</sup> Len : 2 CONSISTENCY OF FIRST TX AGE WITH ALC/DRUG AFUS

	Freq	Pct
0 = 1st tx age consistent w/minimum AFU .....	2356	4.20
1 = 1st tx age differs from min AFU by 1 yr.....	17	0.03
2 = 1st tx age differs from min AFU by 2 yrs .....	9	0.02
3 = 1st tx age differs from min AFU by 3-4 yrs .....	9	0.02
4 = 1st tx age differs from min AFU by >=5 yrs.....	47	0.08
5 = Any lifetime nonuse with a related tx age.....	15	0.03
91 = NEVER USED ALCOHOL OR DRUGS .....	13270	23.64
98 = UNKNOWN .....	1329	2.37
99 = LEGITIMATE SKIP.....	39084	69.62

The next question is about self-help groups. Some examples of self-help groups for alcohol or drug use are AA or Alcoholics Anonymous, NA or Narcotics Anonymous, CA or Cocaine Anonymous, and CMA or Crystal Meth Anonymous.

During the past 12 months, did you go to any self-help group meetings or 12-step programs to receive help for your own use of alcohol or any drug, not counting cigarettes?

(TX52)

TXSHGWENT<sup>1</sup> Len : 2 WENT TO SELF-HELP GRP/12-STEP PGMS PAST 12 MOS

	Freq	Pct
1 = Yes.....	551	0.98
2 = No .....	41006	73.05
5 = Yes LOGICALLY ASSIGNED (from skip pattern) .....	374	0.67
85 = BAD DATA Logically assigned .....	43	0.08
91 = NEVER USED ALCOHOL OR DRUGS .....	13270	23.64
94 = DON'T KNOW .....	61	0.11
97 = REFUSED .....	109	0.19
98 = BLANK (NO ANSWER) .....	722	1.29

DRUG TREATMENT

Did you go to the self-help group because of your alcohol use only, your drug use only, or because of both alcohol and drug use?

(TX53)

TXSHGALDB<sup>1</sup>

Len : 2 WENT TO SELF-HELP GRP FOR ALC ONLY/DRUG ONLY/BOTH

	Freq	Pct
1 = Alcohol use only.....	212	0.38
2 = Drug use only.....	148	0.26
3 = Both alcohol and drug use.....	185	0.33
11 = Alcohol use only LOGICALLY ASSIGNED (TXYRSLFAD=1).....	13	0.02
12 = Drug use only LOGICALLY ASSIGNED (TXYRSLFAD=2).....	10	0.02
13 = Both alcohol and drug use LOG ASSN (TXYRSLFAD=3).....	98	0.17
91 = NEVER USED ALCOHOL OR DRUGS.....	13270	23.64
94 = DON'T KNOW.....	4	0.01
97 = REFUSED.....	111	0.20
98 = BLANK (NO ANSWER).....	849	1.51
99 = LEGITIMATE SKIP.....	41236	73.46

NOTE: TXSHGFLAG compares the consistency of data in the self-help group variable TXSHGWENT and the self-help group variable TXYRSLFHP. TXSHGFLAG has a value of 1 when TXSHGWENT was answered as "yes" but TXYRSLFHP indicates that respondents did not receive treatment in a self-help group, even though they reported that they received treatment in the past 12 months. TXSHGFLAG has a value of 2 when TXSHGWENT was answered as "yes" but TXYRRECVD or TXEVRRCCVD indicated that respondents never received any treatment in the past 12 months or lifetime, respectively. TXSHGFLAG has a value of 3 when TXSHGWENT was not answered as "yes" but TXYRSLFHP indicates that respondents were logically inferred to have gotten treatment in a self-help group in the past 12 months. TXSHGFLAG has a value of 4 when TXSHGWENT was answered as "yes" but TXYRSLFHP was answered as "don't know" or "refused" or it was blank. Finally, TXSHGFLAG has a value of 5 when TXSHGWENT was answered as "don't know" or "refused" but TXYRSLFHP was answered as "no."

TXSHGFLAG<sup>1</sup>

Len : 2 CONSISTENCY FLAG BETWEEN TXSHGWENT AND TXYRSLFHP

	Freq	Pct
1 = TXSHGWENT=1 but TXYRSLFHP=2 (see note).....	47	0.08
2 = TXSHGWENT=1 but TXYRRECVD=2 or TXEVRRCCVD=2 (see note).....	466	0.83
3 = TXSHGWENT NE 1 but TXYRSLFHP=3 or 5 (see note).....	20	0.04
4 = TXSHGWENT=1 but TXYRSLFHP=94, 97, or 98 (see note).....	28	0.05
5 = TXSHGWENT=94 or 97 but TXYRSLFHP=2 (see note).....	8	0.01
91 = NEVER USED ALCOHOL OR DRUGS.....	13270	23.64
98 = BLANK (NO ANSWER).....	42297	75.35

RECODED DRUG TREATMENT

**RECODED DRUG TREATMENT**

NOTE: Certain source variables that were used to create recoded variables have valid values that might not have been reported or assigned for the current survey year. However, these values have been included in the general specifications in the codebook on how the recoded variables were created. See additional details about this issue in the Organization of the Data File section of this codebook introduction.

NOTE: The variables in this section are recoded variables that were created from one or more of the variables from two of the preceding sections: Drug Treatment or Recoded Substance Dependence and Abuse.

NOTE: Changes to the modules for hallucinogens, inhalants, methamphetamine, and prescription psychotherapeutic drugs in 2015 might have affected the sets of respondents who were eligible to be asked the questions about treatment for substance use. Therefore, all of the variables in the Substance Use Treatment module have been renamed for 2015 and future years. For detailed information about comparability decisions, see the two-volume 2015 Questionnaire Redesign Impact Assessment, Final Report, within the 2015 Methodological Resource Book (Center for Behavioral Health Statistics and Quality, 2017).

NOTE: The following seven recoded variables contain information about receiving treatment at any location in lifetime or in the past year.

*(TXEVRRCDV)*

TXEVRRCDV2

Len : 1 RC-RCVD TRT ANY LOC FOR ILL DRG OR ALC USE IN LIFETIME

	<b>Freq</b>	<b>Pct</b>
0 = No/Unknown (Otherwise).....	53248	94.86
1 = Yes (TXEVRRCDV=1).....	2888	5.14

*(TXYRALDGB)*

TXYRALC

Len : 1 RC-RCVD TRT ANY LOC FOR ALC USE - PST YR

	<b>Freq</b>	<b>Pct</b>
0 = No/Unknown (Otherwise).....	55615	99.07
1 = Yes (TXYRALDGB=1,3,4,6,11,12).....	521	0.93

*(TXYRALDGB)*

TXYRILL

Len : 1 RC-RCVD TRT ANY LOC FOR ILL DRG USE - PST YR

	<b>Freq</b>	<b>Pct</b>
0 = No/Unknown (Otherwise).....	55564	98.98
1 = Yes (TXYRALDGB=2,3,5,6,11,12).....	572	1.02

A respondent was classified as receiving treatment at any location in the past year for alcohol use but not illicit drug use, TXYRALNIL, if they received only alcohol use treatment at any location in the past year (TXYRALDGB=1). Respondents with unknown illicit drug use treatment (TXYRALDGB=4) or who reported receiving alcohol use treatment only but in later treatment questions indicated receiving illicit drug use treatment (TXYRALDGB=11) are not classified as receiving treatment for alcohol use only.

*(TXYRALDGB)*

TXYRALNIL

Len : 1 RC-RCVD TRT ANY LOC FOR ALC BUT NOT ILL DRG - PST YR

	<b>Freq</b>	<b>Pct</b>
0 = No/Unknown (Otherwise).....	55905	99.59
1 = Yes (TXYRALDGB=1).....	231	0.41

A respondent was classified as receiving treatment at any location in the past year for illicit drug use but not alcohol use, TXYRILNAL, if they received only illicit drug use treatment at any location in the past year (TXYRALDGB=2). Respondents with unknown alcohol use treatment (TXYRALDGB=5) or who reported receiving illicit drug use treatment only but in later treatment questions indicated receiving alcohol use treatment (TXYRALDGB=12) are not classified as receiving treatment for illicit drug use only.

*(TXYRALDGB)*

TXYRILNAL

Len : 1 RC-RCVD TRT ANY LOC FOR ILL DRG BUT NOT ALC - PST YR

	<b>Freq</b>	<b>Pct</b>
0 = No/Unknown (Otherwise).....	55853	99.50
1 = Yes (TXYRALDGB=2).....	283	0.50

*(TXYRRECDV)*

TXYRRECDV2

Len : 1 RC-RCVD TRT ANY LOC FOR ILL DRG OR ALC - PST YR

	<b>Freq</b>	<b>Pct</b>
0 = No/Unknown (Otherwise).....	55213	98.36
1 = Yes (TXYRRECDV=1,3).....	923	1.64

RECODED DRUG TREATMENT

*(TXYRALDGB)*  
TXYRILANAL

Len : 1	RC-RCVD TRT ANY LOC FOR ILL DRG AND ALC - PST YR		
	0 = No/Unknown (Otherwise).....	<b>Freq</b>	<b>Pct</b>
	1 = Yes (TXYRALDGB=3,6,11,12).....	55847	99.49
		289	0.51

NOTE: The following 12 recoded variables contain respondent information about receiving last or current treatment for various substances.

*(TXLTYALCO)*  
TXLTYALCO2

Len : 1	RC-RCVD LAST/CURRENT TREATMENT FOR ALCOHOL		
	0 = No/Unknown (Otherwise).....	<b>Freq</b>	<b>Pct</b>
	1 = Yes (TXLTYALCO=1,3,5).....	55687	99.20
		449	0.80

*(TXLTYMRJH)*  
TXLTYMRJH2

Len : 1	RC-RCVD LAST/CURRENT TREATMENT FOR MARIJUANA		
	0 = No/Unknown (Otherwise).....	<b>Freq</b>	<b>Pct</b>
	1 = Yes (TXLTYMRJH=1,3).....	55905	99.59
		231	0.41

*(TXLTYCOCN)*  
TXLTYCOCN2

Len : 1	RC-RCVD LAST/CURRENT TREATMENT FOR COCAINE		
	0 = No/Unknown (Otherwise).....	<b>Freq</b>	<b>Pct</b>
	1 = Yes (TXLTYCOCN=1,3).....	56005	99.77
		131	0.23

*(TXLTYHERN)*  
TXLTYHERN2

Len : 1	RC-RCVD LAST/CURRENT TREATMENT FOR HEROIN		
	0 = No/Unknown (Otherwise).....	<b>Freq</b>	<b>Pct</b>
	1 = Yes (TXLTYHERN=1,3).....	55980	99.72
		156	0.28

*(TXLTYHALL)*  
TXLTYHALL2

Len : 1	RC-RCVD LAST/CURRENT TREATMENT FOR HALLUCINOGENS		
	0 = No/Unknown (Otherwise).....	<b>Freq</b>	<b>Pct</b>
	1 = Yes (TXLTYHALL=1,3).....	56062	99.87
		74	0.13

*(TXLTYINHL)*  
TXLTYINHL2

Len : 1	RC-RCVD LAST/CURRENT TREATMENT FOR INHALANTS		
	0 = No/Unknown (Otherwise).....	<b>Freq</b>	<b>Pct</b>
	1 = Yes (TXLTYINHL=1,3).....	56104	99.94
		32	0.06

*(TXLTYMETH)*  
TXLTYMETH2

Len : 1	RC-RCVD LAST/CURRENT TREATMENT FOR METHAMPHETAMINE		
	0 = No/Unknown (Otherwise).....	<b>Freq</b>	<b>Pct</b>
	1 = Yes (TXLTYMETH=1,3).....	55987	99.73
		149	0.27

*(TXLTYPNRL)*  
TXLTYPNRL2

Len : 1	RC-RCVD LAST/CURRENT TREATMENT FOR PAIN RELIEVERS		
	0 = No/Unknown (Otherwise).....	<b>Freq</b>	<b>Pct</b>
	1 = Yes (TXLTYPNRL=1,3).....	55968	99.70
		168	0.30

*(TXLTYTRQL)*  
TXLTYTRQL2

Len : 1	RC-RCVD LAST/CURRENT TREATMENT FOR TRANQUILIZERS		
	0 = No/Unknown (Otherwise).....	<b>Freq</b>	<b>Pct</b>
	1 = Yes (TXLTYTRQL=1,3).....	56064	99.87
		72	0.13



RECODED DRUG TREATMENT

*(TXLTYSTIM)*  
TXLTYSTIM2

Len : 1	RC-RCVD LAST/CURRENT TREATMENT FOR STIMULANTS		
	0 = No/Unknown (Otherwise).....	<b>Freq</b>	<b>Pct</b>
	1 = Yes (TXLTYSTIM=1,3).....	56084	99.91
		52	0.09

*(TXLTYSEDV)*  
TXLTYSEDV2

Len : 1	RC-RCVD LAST/CURRENT TREATMENT FOR SEDATIVES		
	0 = No/Unknown (Otherwise).....	<b>Freq</b>	<b>Pct</b>
	1 = Yes (TXLTYSEDV=1,3).....	56102	99.94
		34	0.06

The following variable, TXLTYILL, was created by examination of the receipt of last/current treatment of marijuana (TXLTYMRJH2), cocaine (TXLTYCOCN2), heroin (TXLTYHERN2), hallucinogens (TXLTYHALL2), inhalants (TXLTYINHL2), methamphetamine (TXLTYMETH2), pain relievers (TXLTYPNRL2), stimulants (TXLTYSTIM2), tranquilizers (TXLTYTRQL2), and sedatives (TXLTYSEDV2).

*(TXLTYCOCN2, TXLTYHALL2, TXLTYHERN2, TXLTYINHL2, TXLTYMETH2, TXLTYMRJH2, TXLTYPNRL2, TXLTYSEDV2, TXLTYSTIM2, TXLTYTRQL2)*  
TXLTYILL

Len : 1	RC-RCVD LAST/CURRENT TREATMENT FOR ILLICIT DRUGS		
	0 = No/Unknown (Otherwise).....	<b>Freq</b>	<b>Pct</b>
	1 = Yes (Any source variable=1).....	55642	99.12
		494	0.88

NOTE: The following 27 recoded variables contain payment information about respondent's last or current treatment.

*(TXPAYHINS)*  
TXPAYHINS2

Len : 1	RC-LAST/CURR ILL DRG/ALC TRT PAID FOR BY INSURANCE		
	0 = No/Unknown (Otherwise).....	<b>Freq</b>	<b>Pct</b>
	1 = Yes (TXPAYHINS=1,3).....	55797	99.40
		339	0.60

*(TXPAYMCRE)*  
TXPAYMCRE2

Len : 1	RC-LAST/CURR ILL DRG/ALC TRT PAID FOR BY MEDICARE		
	0 = No/Unknown (Otherwise).....	<b>Freq</b>	<b>Pct</b>
	1 = Yes (TXPAYMCRE=1,3).....	55915	99.61
		221	0.39

*(TXPAYMCAD)*  
TXPAYMCAD2

Len : 1	RC-LAST/CURR ILL DRG/ALC TRT PAID FOR BY MEDICAID		
	0 = No/Unknown (Otherwise).....	<b>Freq</b>	<b>Pct</b>
	1 = Yes (TXPAYMCAD=1,3).....	55868	99.52
		268	0.48

*(TXPAYPUBL)*  
TXPAYPUBL2

Len : 1	RC-LAST/CURR ILL DRG/ALC TRT PAID FOR BY PUBLIC ASST		
	0 = No/Unknown (Otherwise).....	<b>Freq</b>	<b>Pct</b>
	1 = Yes (TXPAYPUBL=1,3).....	55965	99.70
		171	0.30

*(TXPAYSVNG)*  
TXPAYSVNG2

Len : 1	RC-LAST/CURR ILL DRG/ALC TRT PAID FOR BY OWN SAVINGS		
	0 = No/Unknown (Otherwise).....	<b>Freq</b>	<b>Pct</b>
	1 = Yes (TXPAYSVNG=1,3).....	55794	99.39
		342	0.61

*(TXPAYFAML)*  
TXPAYFAML2

Len : 1	RC-LAST/CURR ILL DRG/ALC TRT PAID FOR BY FAM MEMBERS		
	0 = No/Unknown (Otherwise).....	<b>Freq</b>	<b>Pct</b>
	1 = Yes (TXPAYFAML=1,3).....	55942	99.65
		194	0.35

RECODED DRUG TREATMENT

(TXPAYCOUR)  
TXPAYCOUR2

Len : 1	RC-LAST/CURR ILL DRG/ALC TRT PAID FOR BY COURTS		
	0 = No/Unknown (Otherwise).....	<b>Freq</b>	<b>Pct</b>
	1 = Yes (TXPAYCOUR=1,3).....	56050	99.85
		86	0.15

(TXPAYMILT)  
TXPAYMILT2

Len : 1	RC-LAST/CURR ILL DRG/ALC TRT PAID FOR BY MILT HLTCARE		
	0 = No/Unknown (Otherwise).....	<b>Freq</b>	<b>Pct</b>
	1 = Yes (TXPAYMILT=1,3).....	56089	99.92
		47	0.08

(TXPAYBOSS)  
TXPAYBOSS2

Len : 1	RC-LAST/CURR ILL DRG/ALC TRT PAID FOR BY EMPLOYER		
	0 = No/Unknown (Otherwise).....	<b>Freq</b>	<b>Pct</b>
	1 = Yes (TXPAYBOSS=1,3).....	56099	99.93
		37	0.07

(TXLTYALCO2, TXPAYHINS2)  
TXPDHINSAL

Len : 1	RC-LAST/CURRENT ALC TRT PAID FOR BY INSURANCE		
	0 = No/Unknown (TXLTYALCO2=0 or TXPAYHINS2=0).....	<b>Freq</b>	<b>Pct</b>
	1 = Yes (TXLTYALCO2=1 and TXPAYHINS2=1).....	55955	99.68
		181	0.32

(TXLTYALCO2, TXPAYMCRE2)  
TXPDMCREAL

Len : 1	RC-LAST/CURRENT ALC TRT PAID FOR BY MEDICARE		
	0 = No/Unknown (TXLTYALCO2=0 or TXPAYMCRE2=0).....	<b>Freq</b>	<b>Pct</b>
	1 = Yes (TXLTYALCO2=1 and TXPAYMCRE2=1).....	56047	99.84
		89	0.16

(TXLTYALCO2, TXPAYMCAD2)  
TXPDMCADAL

Len : 1	RC-LAST/CURRENT ALC TRT PAID FOR BY MEDICAID		
	0 = No/Unknown (TXLTYALCO2=0 or TXPAYMCAD2=0).....	<b>Freq</b>	<b>Pct</b>
	1 = Yes (TXLTYALCO2=1 and TXPAYMCAD2=1).....	56028	99.81
		108	0.19

(TXLTYALCO2, TXPAYPUBL2)  
TXPDPUBLAL

Len : 1	RC-LAST/CURRENT ALC TRT PAID FOR BY PUBLIC ASST		
	0 = No/Unknown (TXLTYALCO2=0 or TXPAYPUBL2=0).....	<b>Freq</b>	<b>Pct</b>
	1 = Yes (TXLTYALCO2=1 and TXPAYPUBL2=1).....	56055	99.86
		81	0.14

(TXLTYALCO2, TXPAYSVNG2)  
TXPDSVNGAL

Len : 1	RC-LAST/CURRENT ALC TRT PAID FOR BY OWN SAVINGS		
	0 = No/Unknown (TXLTYALCO2=0 or TXPAYSVNG2=0).....	<b>Freq</b>	<b>Pct</b>
	1 = Yes (TXLTYALCO2=1 and TXPAYSVNG2=1).....	55924	99.62
		212	0.38

(TXLTYALCO2, TXPAYFAML2)  
TXPDFAMLAL

Len : 1	RC-LAST/CURRENT ALC TRT PAID FOR BY FAM MEMBERS		
	0 = No/Unknown (TXLTYALCO2=0 or TXPAYFAML2=0).....	<b>Freq</b>	<b>Pct</b>
	1 = Yes (TXLTYALCO2=1 and TXPAYFAML2=1).....	56033	99.82
		103	0.18

(TXLTYALCO2, TXPAYCOUR2)  
TXPDCOURAL

Len : 1	RC-LAST/CURRENT ALC TRT PAID FOR BY COURTS		
	0 = No/Unknown (TXLTYALCO2=0 or TXPAYCOUR2=0).....	<b>Freq</b>	<b>Pct</b>
	1 = Yes (TXLTYALCO2=1 and TXPAYCOUR2=1).....	56085	99.91
		51	0.09

RECODED DRUG TREATMENT

(TXLTYALCO2, TXPAYMILT2)

<u>TXPDMILTAL</u>	Len : 1 RC-LAST/CURRENT ALC TRT PAID FOR BY MILT HLTCARE		
	0 = No/Unknown (TXLTYALCO2=0 or TXPAYMILT2=0).....	<b>Freq</b>	<b>Pct</b>
	1 = Yes (TXLTYALCO2=1 and TXPAYMILT2=1).....	56105	99.94
		31	0.06

(TXLTYALCO2, TXPAYBOSS2)

<u>TXPDBOSSAL</u>	Len : 1 RC-LAST/CURRENT ALC TRT PAID FOR BY EMPLOYER		
	0 = No/Unknown (TXLTYALCO2=0 or TXPAYBOSS2=0).....	<b>Freq</b>	<b>Pct</b>
	1 = Yes (TXLTYALCO2=1 and TXPAYBOSS2=1).....	56112	99.96
		24	0.04

(TXLTYILL, TXPAYHINS2)

<u>TXPDHINSIL</u>	Len : 1 RC-LAST/CURRENT ILL DRUG TRT PAID FOR BY INSURANCE		
	0 = No/Unknown (TXLTYILL=0 or TXPAYHINS2=0).....	<b>Freq</b>	<b>Pct</b>
	1 = Yes (TXLTYILL=1 and TXPAYHINS2=1).....	55915	99.61
		221	0.39

(TXLTYILL, TXPAYMCRE2)

<u>TXPDMCREIL</u>	Len : 1 RC-LAST/CURRENT ILL DRUG TRT PAID FOR BY MEDICARE		
	0 = No/Unknown (TXLTYILL=0 or TXPAYMCRE2=0).....	<b>Freq</b>	<b>Pct</b>
	1 = Yes (TXLTYILL=1 and TXPAYMCRE2=1).....	55965	99.70
		171	0.30

(TXLTYILL, TXPAYMCAD2)

<u>TXPDMCADIL</u>	Len : 1 RC-LAST/CURRENT ILL DRUG TRT PAID FOR BY MEDICAID		
	0 = No/Unknown (TXLTYILL=0 or TXPAYMCAD2=0).....	<b>Freq</b>	<b>Pct</b>
	1 = Yes (TXLTYILL=1 and TXPAYMCAD2=1).....	55933	99.64
		203	0.36

(TXLTYILL, TXPAYPUBL2)

<u>TXPDPUBLIL</u>	Len : 1 RC-LAST/CURRENT ILL DRUG TRT PAID FOR BY PUBLIC ASST		
	0 = No/Unknown (TXLTYILL=0 or TXPAYPUBL2=0).....	<b>Freq</b>	<b>Pct</b>
	1 = Yes (TXLTYILL=1 and TXPAYPUBL2=1).....	56008	99.77
		128	0.23

(TXLTYILL, TXPAYSVNG2)

<u>TXPDSVNGIL</u>	Len : 1 RC-LAST/CURRENT ILL DRUG TRT PAID FOR BY OWN SAVINGS		
	0 = No/Unknown (TXLTYILL=0 or TXPAYSVNG2=0).....	<b>Freq</b>	<b>Pct</b>
	1 = Yes (TXLTYILL=1 and TXPAYSVNG2=1).....	55956	99.68
		180	0.32

(TXLTYILL, TXPAYFAML2)

<u>TXPDFAMLIL</u>	Len : 1 RC-LAST/CURRENT ILL DRUG TRT PAID FOR BY FAM MEMBERS		
	0 = No/Unknown (TXLTYILL=0 or TXPAYFAML2=0).....	<b>Freq</b>	<b>Pct</b>
	1 = Yes (TXLTYILL=1 and TXPAYFAML2=1).....	56008	99.77
		128	0.23

(TXLTYILL, TXPAYCOUR2)

<u>TXPDCOURIL</u>	Len : 1 RC-LAST/CURRENT ILL DRUG TRT PAID FOR BY COURTS		
	0 = No/Unknown (TXLTYILL=0 or TXPAYCOUR2=0).....	<b>Freq</b>	<b>Pct</b>
	1 = Yes (TXLTYILL=1 and TXPAYCOUR2=1).....	56069	99.88
		67	0.12

(TXLTYILL, TXPAYMILT2)

<u>TXPDMILTIL</u>	Len : 1 RC-LAST/CURRENT ILL DRUG TRT PAID FOR BY MILT HLTCARE		
	0 = No/Unknown (TXLTYILL=0 or TXPAYMILT2=0).....	<b>Freq</b>	<b>Pct</b>
	1 = Yes (TXLTYILL=1 and TXPAYMILT2=1).....	56107	99.95
		29	0.05

RECODED DRUG TREATMENT

(TXLTYILL, TXPAYBOSS2)

TXPDBOSSIL

Len : 1 RC-LAST/CURRENT ILL DRUG TRT PAID FOR BY EMPLOYER

	Freq	Pct
0 = No/Unknown (TXLTYILL=0 or TXPAYBOSS2=0) .....	56117	99.97
1 = Yes (TXLTYILL=1 and TXPAYBOSS2=1) .....	19	0.03

NOTE: The following seven recoded variables contain information about receiving treatment at a specialty facility in the past year.

A respondent was classified as receiving treatment in the past year for alcohol use at a specialty facility, TXYRSPALC, that is a hospital (inpatient), a rehabilitation facility (in or outpatient), or at a mental health center if they met either of these conditions:

1. Reported receiving only alcohol treatment in the past year (TXYRALDGB=1, 4, 11) and that treatment was received at one of the four specialty facilities (TXYRHOSOV=1, 3, 5 or TXYRRESOV=1, 3, 5 or TXYROUTPT=1, 3, 5 or TXYRMHCOP=1, 3, 5 or TXYROTHSP2=21, 22, 23, 24, 45, 46, 56, 64, 76, 81, 86).
2. Reported receiving both illicit drug and alcohol treatment in the past year (TXYRALDGB=3, 6) and reported specifically receiving alcohol treatment at one of the four specialty facilities in the follow-up questions (TXYRHOSAD=1, 3 or TXYRRESAD=1, 3 or TXYROUTAD=1, 3 or TXYRMHCAD=1, 3 or (TXYROTHSP2=21, 22, 23, 24, 45, 46, 56, 64, 76, 81, 86 and TXYROTHAD=1, 3)).

(TXYRALDGB, TXYRHOSAD, TXYRHOSOV, TXYRMHCAD, TXYRMHCOP, TXYROTHAD, TXYROTHSP2, TXYROUTAD, TXYROUTPT, TXYRRESAD, TXYRRESOV)

TXYRSPALC

Len : 1 RC-RCVD TRMT AT SPEC FAC FOR ALC - PST YR

	Freq	Pct
0 = No/Unknown (Otherwise).....	55844	99.48
1 = Yes (See comment above) .....	292	0.52

A respondent was classified as receiving treatment in the past year for illicit drug use at a specialty facility, TXYRSPILL, that is a hospital (inpatient), a rehabilitation facility (in or outpatient), or a mental health center if they met either of these conditions:

1. Reported receiving only illicit drug treatment in the past year (TXYRALDGB=2, 5, 12) and that treatment was received at one of the four specialty facilities (TXYRHOSOV=1, 3, 5 or TXYRRESOV=1, 3, 5 or TXYROUTPT=1, 3, 5 or TXYRMHCOP=1, 3, 5 or TXYROTHSP2=21, 22, 23, 24, 45, 46, 56, 64, 76, 81, 86).
2. Reported receiving both illicit drug and alcohol treatment in the past year (TXYRALDGB=3, 6) and reported specifically receiving illicit drug treatment at one of the four specialty facilities in the follow-up questions (TXYRHOSAD=2, 3 or TXYRRESAD=2, 3 or TXYROUTAD=2, 3 or TXYRMHCAD=2, 3 or (TXYROTHSP2=21, 22, 23, 24, 45, 46, 56, 64, 76, 81, 86 and TXYROTHAD=2, 3)).

(TXYRALDGB, TXYRHOSAD, TXYRHOSOV, TXYRMHCAD, TXYRMHCOP, TXYROTHAD, TXYROTHSP2, TXYROUTAD, TXYROUTPT, TXYRRESAD, TXYRRESOV)

TXYRSPILL

Len : 1 RC-RCVD TRMT AT SPEC FAC FOR ILL DRG - PST YR

	Freq	Pct
0 = No/Unknown (Otherwise).....	55761	99.33
1 = Yes (See comment above) .....	375	0.67

RECODED DRUG TREATMENT

A respondent was classified as receiving treatment in the past year for alcohol use but not illicit drug use at a specialty facility, TXYSPALNIL, that is a hospital (inpatient), a rehabilitation facility (in or outpatient), or at a mental health center if they met one of the following conditions:

1. Reported receiving only alcohol treatment in the past year (TXYRALDGB=1) and that treatment was received at a specialty facility (TXYRHOSOV=1, 3, 5 or TXYRRESOV=1, 3, 5 or TXYROUTPT=1, 3, 5 or TXYRMHCOP=1, 3, 5 or TXYROTHSP2=21, 22, 23, 24, 45, 46, 56, 64, 76, 81, 86).
2. Reported receiving only alcohol treatment in the past year but also reported receiving treatment for illicit drug use during their last or current treatment (TXYRALDGB=11), the reported alcohol treatment was received at one of the four specialty facilities (TXYRHOSOV=1, 3, 5 or TXYRRESOV=1, 3, 5 or TXYROUTPT=1, 3, 5 or TXYRMHCOP=1, 3, 5 or TXYROTHSP2=21, 22, 23, 24, 45, 46, 56, 64, 76, 81, 86), and their last or current treatment was not at one of the four specialty facilities (TXLTCURRSP=0).
3. Reported receiving both illicit drug and alcohol treatment in the past year (TXYRALDGB=3, 6) and reported specifically receiving only alcohol treatment at one of the four specialty facilities in the follow-up questions (TXYRHOSAD=1 or TXYRRESAD=1 or TXYROUTAD=1 or TXYRMHCAD=1 or (TXYROTHAD=1 and TXYROTHSP2=21, 22, 23, 24, 45, 46, 56, 64, 76, 81, 86)) but did not report specifically receiving illicit drug treatment or illicit drug and alcohol treatment at one of the four specialty facilities in the follow-up questions (TXYRHOSAD NE 2, 3 or TXYRRESAD NE 2, 3 or TXYROUTAD NE 2, 3 or TXYRMHCAD NE 2, 3 or (TXYROTHAD NE 2, 3 and TXYROTHSP2=21, 22, 23, 24, 45, 46, 56, 64, 76, 81, 86) or TXYROTHSP2 NE 21, 22, 23, 24, 45, 46, 56, 64, 76, 81, 86).

For the logically assigned levels of TXYRALDGB, the creation of this variable may be unclear; therefore, details for classifying respondents as not receiving alcohol only treatment at a specialty facility for these logically assigned levels are below:

1. Reported receiving alcohol treatment in the past year but illicit drug treatment status is unknown (TXYRALDGB=4) or reported receiving illicit drug treatment in the past year but alcohol treatment status is unknown (TXYRALDGB=5).
2. Reported receiving only illicit drug treatment in the past year but also reported receiving treatment for alcohol during their last or current treatment (TXYRALDGB=12).
3. Reported receiving only alcohol treatment in the past year but also reported receiving treatment for illicit drug use during their last or current treatment (TXYRALDGB=11) and the reported alcohol treatment was not at a specialty facility (TXYRHOSOV=2, 94, 97, 98 and TXYRRESOV=2, 94, 97, 98 and TXYROUTPT=2, 94, 97, 98 and TXYRMHCOP=2, 94, 97, 98 and TXYROTHSP2 NE 21, 22, 23, 24, 45, 46, 56, 64, 76, 81, 86).
4. Reported receiving only alcohol treatment in the past year but also reported receiving treatment for illicit drug use during their last or current treatment (TXYRALDGB=11) and their reported alcohol treatment was at a specialty facility (TXYRHOSOV=1, 3, 5 or TXYRRESOV=1, 3, 5 or TXYROUTPT=1, 3, 5 or TXYRMHCOP=1, 3, 5 or TXYROTHSP2=21, 22, 23, 24, 45, 46, 56, 64, 76, 81, 86) but their last or current treatment was at a specialty facility (TXLTCURRSP=1) and included treatment for illicit drug use.

(TXLTCURRSP, TXYRALDGB, TXYRHOSAD, TXYRHOSOV, TXYRMHCAD, TXYRMHCOP, TXYROTHAD, TXYROTHSP2, TXYROUTAD, TXYROUTPT, TXYRRESAD, TXYRRESOV)

TXYSPALNIL

Len : 1 RC-RCVD TRMT AT SPEC FAC FOR ALC NOT ILL DRG - PST YR

	<b>Freq</b>	<b>Pct</b>
0 = No/Unknown (Otherwise).....	55994	99.75
1 = Yes (See comment above) .....	142	0.25

RECODED DRUG TREATMENT

A respondent was classified as receiving treatment in the past year for illicit drug use but not alcohol use at a specialty facility, TXYSPILNAL, that is a hospital (inpatient), a rehabilitation facility (in or outpatient), or at a mental health center if they met one of the following conditions:

1. Reported receiving only illicit drug treatment in the past year (TXYRALDGB=2) and that treatment was received at a specialty facility (TXYRHOSOV=1, 3, 5 or TXYRRESOV=1, 3, 5 or TXYROUTPT=1, 3, 5 or TXYRMHCOP=1, 3, 5 or TXYROTHSP2=21, 22, 23, 24, 45, 46, 56, 64, 76, 81, 86).
2. Reported receiving only illicit drug treatment in the past year but also reported receiving treatment for alcohol use during their last or current treatment (TXYRALDGB=12), the reported illicit drug treatment was received at one of the four specialty facilities (TXYRHOSOV=1, 3, 5 or TXYRRESOV=1, 3, 5 or TXYROUTPT=1, 3, 5 or TXYRMHCOP=1, 3, 5 or TXYROTHSP2=21, 22, 23, 24, 45, 46, 56, 64, 76, 81, 86), and their last or current treatment was not at one of the four specialty facilities (TXLTCURRSP=0).
3. Reported receiving both illicit drug and alcohol treatment in the past year (TXYRALDGB=3, 6) and reported specifically receiving only illicit drug treatment at one of the four specialty facilities in the follow-up questions (TXYRHOSAD=2 or TXYRRESAD=2 or TXYROUTAD=2 or TXYRMHCAD=2 or (TXYROTHAD=2 and TXYROTHSP2=21, 22, 23, 24, 45, 46, 56, 64, 76, 81, 86)) but did not report specifically receiving alcohol treatment or illicit drug and alcohol treatment at one of the four specialty facilities in the follow-up questions (TXYRHOSAD NE 1, 3 or TXYRRESAD NE 1, 3 or TXYROUTAD NE 1, 3 or TXYRMHCAD NE 1, 3 or (TXYROTHAD NE 1, 3 and TXYROTHSP2=21, 22, 23, 24, 45, 46, 56, 64, 76, 81, 86) or TXYROTHSP2 NE 21, 22, 23, 24, 45, 46, 56, 64, 76, 81, 86).

For the logically assigned levels of TXYRALDGB, the creation of this variable may be unclear; therefore, details for classifying respondents as not receiving illicit drug only treatment at a specialty facility for these logically assigned levels are below:

1. Reported receiving alcohol treatment in the past year but illicit drug treatment status is unknown (TXYRALDGB=4) or reported receiving illicit drug treatment in the past year but alcohol treatment status is unknown (TXYRALDGB=5).
2. Reported receiving only alcohol treatment in the past year but also reported receiving treatment for illicit drugs during their last or current treatment (TXYRALDGB=11).
3. Reported receiving only illicit drug treatment in the past year but also reported receiving treatment for alcohol use during their last or current treatment (TXYRALDGB=12) and the reported illicit drug treatment was not at a specialty facility (TXYRHOSOV=2, 94, 97, 98 and TXYRRESOV=2, 94, 97, 98 and TXYROUTPT=2, 94, 97, 98 and TXYRMHCOP=2, 94, 97, 98 and TXYROTHSP2 NE 21, 22, 23, 24, 45, 46, 56, 64, 76, 81, 86).
4. Reported receiving only illicit drug treatment in the past year but also reported receiving treatment for alcohol use during their last or current treatment (TXYRALDGB=12) and their reported illicit drug treatment was at a specialty facility (TXYRHOSOV=1, 3, 5 or TXYRRESOV=1, 3, 5 or TXYROUTPT=1, 3, 5 or TXYRMHCOP=1, 3, 5 or TXYROTHSP2=21, 22, 23, 24, 45, 46, 56, 64, 76, 81, 86) but their last or current treatment was at a specialty facility (TXLTCURRSP=1) and included treatment for alcohol use.

(TXLTCURRSP, TXYRALDGB, TXYRHOSAD, TXYRHOSOV, TXYRMHCAD, TXYRMHCOP, TXYROTHAD, TXYROTHSP2, TXYROUTAD, TXYROUTPT, TXYRRESAD, TXYRRESOV)  
TXYSPILNAL Len : 1 RC-RCVD TRMT AT SPEC FAC FOR ILL DRG NOT ALC - PST YR

	<b>Freq</b>	<b>Pct</b>
0 = No/Unknown (Otherwise).....	55905	99.59
1 = Yes (See comment above).....	231	0.41

A respondent was classified as receiving treatment in the past year for illicit drug or alcohol use at a specialty facility, TXYRSPILAL, if they reported receiving treatment for illicit drug or alcohol use in the past year (TXYRRECVD=1, 3) and treatment was received at either a hospital (inpatient), or rehabilitation facility (in or outpatient), or a mental health center (TXYRHOSOV=1, 3, 5 or TXYRRESOV=1, 3, 5 or TXYROUTPT=1, 3, 5 or TXYRMHCOP=1, 3, 5 or TXYROTHSP2=21, 22, 23, 24, 45, 46, 56, 64, 76, 81, 86).

(TXYRHOSOV, TXYRMHCOP, TXYROTHSP2, TXYROUTPT, TXYRRECVD, TXYRRESOV)  
TXYRSPILAL Len : 1 RC-RCVD TRMT AT SPEC FAC FOR ILL DRG OR ALC - PST YR

	<b>Freq</b>	<b>Pct</b>
0 = No/Unknown (Otherwise).....	55569	98.99
1 = Yes (See comment above).....	567	1.01

(TXYRSPALC, TXYRSPILL)  
TXYSPILANAL Len : 1 RC-RCVD TRT AT SPEC FAC FOR ILL DRG AND ALC - PST YR

	<b>Freq</b>	<b>Pct</b>
0 = No/Unknown (Otherwise).....	56009	99.77
1 = Yes (TXYRSPILL=1 and TXYRSPALC=1).....	127	0.23

(TXLTYMNPL2)  
TXLTCURRSP Len : 1 RC-LAST/CURRENT TRT AT SPECIALTY FACILITY - PST YR

	<b>Freq</b>	<b>Pct</b>
0 = No/Unknown (Otherwise).....	55718	99.26
1 = Yes (TXLTYMNPL2=1-4,21,22,23,24,45,46,56,64,76,81).....	418	0.74

RECODED DRUG TREATMENT

NOTE: The following 24 recoded variables contain information about where a respondent received treatment in the past year.

NOTE: The following eight recoded variables contain information about where a respondent received alcohol use treatment in the past year.

A respondent received treatment for alcohol use in the past year at the specified location if they met either of these conditions:

1. Received treatment in the past 12 months for both illicit drug and alcohol use (TXYRALDGB=3, 6) and reported a positive response to the specific treatment location (TXYRXXXXX=1, 3, 5) and reported receiving treatment at the specific location for alcohol use or both illicit drug and alcohol use (TXYRXXXAD=1, 3).
2. Received treatment in the past 12 months for alcohol use only (including respondents with unknown illicit drug use treatment and respondents who reported last treatment for illicit drugs) (TXYRALDGB=1, 4, 11) and reported a positive response to the specific treatment location (TXYRXXXXX=1, 3, 5).

(TXYRALDGB, TXYRHOSAD, TXYRHOSOV)

<u>TXYRHOSAL</u>	Len : 1 RC-RCVD ALC TRT AT A HOSPITAL AS INP - PST YR		
	0 = No/Unknown (Otherwise).....	<b>Freq</b>	<b>Pct</b>
	1 = Yes (See comment above).....	56045	99.84
		91	0.16

(TXYRALDGB, TXYRRESAD, TXYRRESOV)

<u>TXYRRESAL</u>	Len : 1 RC-RCVD ALC TRT AT AN INP REHAB FAC - PST YR		
	0 = No/Unknown (Otherwise).....	<b>Freq</b>	<b>Pct</b>
	1 = Yes (See comment above TXYRHOSAL).....	56018	99.79
		118	0.21

(TXYRALDGB, TXYROUTAD, TXYROUTPT)

<u>TXYROUTAL</u>	Len : 1 RC-RCVD ALC TRT AT AN OUTP REHAB FAC - PST YR		
	0 = No/Unknown (Otherwise).....	<b>Freq</b>	<b>Pct</b>
	1 = Yes (See comment above TXYRHOSAL).....	55965	99.70
		171	0.30

(TXYRALDGB, TXYRMHCAD, TXYRMHCOP)

<u>TXYRMHCAL</u>	Len : 1 RC-RCVD ALC TRT AT A MNLT HLTH CNTR - PST YR		
	0 = No/Unknown (Otherwise).....	<b>Freq</b>	<b>Pct</b>
	1 = Yes (See comment above TXYRHOSAL).....	55978	99.72
		158	0.28

(TXYRALDGB, TXYREMRAD, TXYREMRGN)

<u>TXYREMRAL</u>	Len : 1 RC-RCVD ALC TRT AT AN EMERGENCY ROOM - PST YR		
	0 = No/Unknown (Otherwise).....	<b>Freq</b>	<b>Pct</b>
	1 = Yes (See comment above TXYRHOSAL).....	56078	99.90
		58	0.10

(TXYRALDGB, TXYRDRPAD, TXYRDRPRV)

<u>TXYRDRPAL</u>	Len : 1 RC-RCVD ALC TRT AT A DOCTOR'S OFFICE - PST YR		
	0 = No/Unknown (Otherwise).....	<b>Freq</b>	<b>Pct</b>
	1 = Yes (See comment above TXYRHOSAL).....	56034	99.82
		102	0.18

(TXYRALDGB, TXYRPRIAD, TXYRPRISN)

<u>TXYRPRIAL</u>	Len : 1 RC-RCVD ALC TRT AT A PRISON/JAIL - PST YR		
	0 = No/Unknown (Otherwise).....	<b>Freq</b>	<b>Pct</b>
	1 = Yes (See comment above TXYRHOSAL).....	56094	99.93
		42	0.07

(TXYRALDGB, TXYRSLFAD, TXYRSLFHP)

<u>TXYRSLFAL</u>	Len : 1 RC-RCVD ALC TRT AT A SELF-HELP GROUP - PST YR		
	0 = No/Unknown (Otherwise).....	<b>Freq</b>	<b>Pct</b>
	1 = Yes (See comment above TXYRHOSAL).....	55888	99.56
		248	0.44

RECODED DRUG TREATMENT

NOTE: The following eight recoded variables contain information about where a respondent received illicit drug use treatment in the past year.

A respondent received treatment for illicit drug use in the past year at the specified location if they met either of these conditions:

1. Received treatment in the past 12 months for both illicit drug and alcohol use (TXYRALDGB=3, 6) and reported a positive response to the specific treatment location (TXYRXXXXX=1, 3, 5) and reported receiving treatment at the specific location for illicit drug use or both illicit drug and alcohol use (TXYRXXXAD=2, 3).
2. Received treatment in the past 12 months for illicit drug use only (including respondents with unknown alcohol use treatment and respondents who reported last treatment for alcohol) (TXYRALDGB=2, 5, 12) and reported a positive response to the specific treatment location (TXYRXXXXX=1, 3, 5).

(TXYRALDGB, TXYRHOSAD, TXYRHOSOV)

<u>TXYRHOSIL</u>	Len : 1 RC-RCVD ILL DRUG TRT AT A HOSPITAL AS INP - PST YR		
		<b>Freq</b>	<b>Pct</b>
	0 = No/Unknown (Otherwise).....	56035	99.82
	1 = Yes (See comment above) .....	101	0.18

(TXYRALDGB, TXYRRESAD, TXYRRESOV)

<u>TXYRRESIL</u>	Len : 1 RC-RCVD ILL DRUG TRT AT AN INP REHAB FAC - PST YR		
		<b>Freq</b>	<b>Pct</b>
	0 = No/Unknown (Otherwise).....	55989	99.74
	1 = Yes (See comment above TXYRHOSIL) .....	147	0.26

(TXYRALDGB, TXYROUTAD, TXYROUTPT)

<u>TXYROUTIL</u>	Len : 1 RC-RCVD ILL DRUG TRT AT AN OUTP REHAB FAC - PST YR		
		<b>Freq</b>	<b>Pct</b>
	0 = No/Unknown (Otherwise).....	55886	99.55
	1 = Yes (See comment above TXYRHOSIL) .....	250	0.45

(TXYRALDGB, TXYRMHCAD, TXYRMHCOP)

<u>TXYRMHCIL</u>	Len : 1 RC-RCVD ILL DRUG TRT AT A MNTH HLTH CNTR - PST YR		
		<b>Freq</b>	<b>Pct</b>
	0 = No/Unknown (Otherwise).....	55929	99.63
	1 = Yes (See comment above TXYRHOSIL) .....	207	0.37

(TXYRALDGB, TXYREMRAD, TXYREMRGN)

<u>TXYREMRIL</u>	Len : 1 RC-RCVD ILL DRUG TRT AT AN EMERGENCY ROOM - PST YR		
		<b>Freq</b>	<b>Pct</b>
	0 = No/Unknown (Otherwise).....	56072	99.89
	1 = Yes (See comment above TXYRHOSIL) .....	64	0.11

(TXYRALDGB, TXYRDRPAD, TXYRDRPRV)

<u>TXYRDRPIL</u>	Len : 1 RC-RCVD ILL DRUG TRT AT A DOCTOR'S OFFICE - PST YR		
		<b>Freq</b>	<b>Pct</b>
	0 = No/Unknown (Otherwise).....	56013	99.78
	1 = Yes (See comment above TXYRHOSIL) .....	123	0.22

(TXYRALDGB, TXYRPRIAD, TXYRPRISN)

<u>TXYRPRIII</u>	Len : 1 RC-RCVD ILL DRUG TRT AT A PRISON/JAIL - PST YR		
		<b>Freq</b>	<b>Pct</b>
	0 = No/Unknown (Otherwise).....	56086	99.91
	1 = Yes (See comment above TXYRHOSIL) .....	50	0.09

(TXYRALDGB, TXYRSLFAD, TXYRSLFHP)

<u>TXYRSLFII</u>	Len : 1 RC-RCVD ILL DRUG TRT AT A SELF-HELP GROUP - PST YR		
		<b>Freq</b>	<b>Pct</b>
	0 = No/Unknown (Otherwise).....	55896	99.57
	1 = Yes (See comment above TXYRHOSIL) .....	240	0.43



RECODED DRUG TREATMENT

NOTE: The following eight recoded variables contain information about where a respondent received illicit drug or alcohol use treatment in the past year.

([TXYRHOSOV](#))  
[TXYRHOSOV2](#) Len : 1 RC-RCVD ILL DRG/ALC TRT AT A HOSPITAL AS INP - PST YR

	Freq	Pct
0 = No/Unknown (Otherwise).....	55978	99.72
1 = Yes (TXYRHOSOV=1,3,5).....	158	0.28

([TXYRRESOV](#))  
[TXYRRESOV2](#) Len : 1 RC-RCVD ILL DRG/ALC TRT AT AN INP REHAB FAC - PST YR

	Freq	Pct
0 = No/Unknown (Otherwise).....	55910	99.60
1 = Yes (TXYRRESOV=1,3,5).....	226	0.40

([TXYROUTPT](#))  
[TXYROUTPT2](#) Len : 1 RC-RCVD ILL DRG/ALC TRT AT AN OUTP REHAB FAC - PST YR

	Freq	Pct
0 = No/Unknown (Otherwise).....	55775	99.36
1 = Yes (TXYROUTPT=1,3,5).....	361	0.64

([TXYRMHCOP](#))  
[TXYRMHCOP2](#) Len : 1 RC-RCVD ILL DRG/ALC TRT AT A MNTL HLTH CNTR - PST YR

	Freq	Pct
0 = No/Unknown (Otherwise).....	55824	99.44
1 = Yes (TXYRMHCOP=1,3,5).....	312	0.56

([TXYREMRGN](#))  
[TXYREMRGN2](#) Len : 1 RC-RCVD ILL DRG/ALC TRT AT AN EMERGENCY ROOM - PST YR

	Freq	Pct
0 = No/Unknown (Otherwise).....	56018	99.79
1 = Yes (TXYREMRGN=1,3,5).....	118	0.21

([TXYRDRPRV](#))  
[TXYRDRPRV2](#) Len : 1 RC-RCVD ILL DRG/ALC TRT AT A DOCTOR'S OFFICE - PST YR

	Freq	Pct
0 = No/Unknown (Otherwise).....	55930	99.63
1 = Yes (TXYRDRPRV=1,3,5).....	206	0.37

([TXYRPRISN](#))  
[TXYRPRISN2](#) Len : 1 RC-RCVD ILL DRG/ALC TRT AT A PRISON/JAIL - PST YR

	Freq	Pct
0 = No/Unknown (Otherwise).....	56061	99.87
1 = Yes (TXYRPRISN=1,3,5).....	75	0.13

([TXYRSLFHP](#))  
[TXYRSLFHP2](#) Len : 1 RC-RCVD ILL DRG/ALC TRT AT A SELF-HELP GROUP - PST YR

	Freq	Pct
0 = No/Unknown (Otherwise).....	55732	99.28
1 = Yes (TXYRSLFHP=1,3,5).....	404	0.72

RECODED DRUG TREATMENT

NOTE: The following three recoded variables contain information about a respondent's need for treatment in the past year.

A respondent was classified as needing treatment for alcohol use in the past year, TXYRNDALC, if they met at least one of the following three criteria:

1. Dependent on alcohol in the past year (DEPNDAALC=1).
2. Alcohol abuse in the past year (ABUSEALC=1).
3. Received treatment for alcohol use at a specialty facility in the past year including a hospital (inpatient), rehabilitation facility (in or outpatient), or mental health center (TXYRSPALC=1).

(ABUSEALC, DEPNDAALC, TXYRSPALC)

<u>TXYRNDALC</u>	Len : 1 RC-NEEDED TRT FOR ALCOHOL USE - PST YR		
	0 = No/Unknown (Otherwise).....	52637	93.77
	1 = Yes (See comment above) .....	3499	6.23

A respondent was classified as needing treatment for illicit drug use in the past year, TXYRNDILL, if they met at least one of the following three criteria:

1. Dependent on any illicit drug in the past year (DEPNDPYILL=1).
2. Illicit drug abuse in the past year (ABUSEPYILL=1).
3. Received treatment for illicit drug use at a specialty facility in the past year including a hospital (inpatient), rehabilitation facility (in or outpatient), or mental health center (TXYRSPILL=1).

(ABUSEPYILL, DEPNDPYILL, TXYRSPILL)

<u>TXYRNDILL</u>	Len : 1 RC-NEEDED TRT FOR ILLICIT DRUG USE - PST YR		
	0 = No/Unknown (Otherwise).....	53582	95.45
	1 = Yes (See comment above) .....	2554	4.55

A respondent was classified as needing treatment for illicit drug or alcohol use in the past year, TXYRNDILAL, if they met at least one of the following three criteria:

1. Dependent on any illicit drug or alcohol in the past year (DPPYILLALC=1).
2. Illicit drug or alcohol abuse in the past year (ABPYILLALC=1).
3. Received treatment for illicit drug or alcohol use at a specialty facility in the past year including a hospital (inpatient), rehabilitation facility (in or outpatient), or mental health center (TXYRSPILAL=1).

(ABPYILLALC, DPPYILLALC, TXYRSPILAL)

<u>TXYRNDILAL</u>	Len : 1 RC-NEEDED TRT FOR ILL DRG OR ALC USE - PST YR		
	0 = No/Unknown (Otherwise).....	50867	90.61
	1 = Yes (See comment above) .....	5269	9.39

NOTE: The following three recoded variables contain information about respondents feeling a need for treatment in the past year.

A respondent was classified as feeling a need for alcohol use treatment in the past year, NDFLTXALC, if they met either of these conditions:

1. Reported feeling a need for treatment for alcohol in the past year (NDTXYRADG=1, 11, 13 and NDTXYRALC=1, 3, 11, 13).
2. Reported feeling a need for ADDITIONAL treatment for alcohol in the past year (NDMORTXYR=1 and NDMORTALC=1).

(NDMORTALC, NDMORTXYR, NDTXYRADG, NDTXYRALC)

<u>NDFLTXALC</u>	Len : 1 RC-FELT NEED FOR TRT FOR ALCOHOL USE - PST YR		
	1 = Yes (See comment above) .....	172	0.31
	2 = No/Unknown (Otherwise).....	55964	99.69

RECODED DRUG TREATMENT

A respondent was classified as feeling a need for illicit drug treatment in the past year, NDFLTXILL, if they met either of these conditions:

1. Reported feeling a need for illicit drug or alcohol use treatment in the past year (NDTXYRADG=1, 11, 13), and reported feeling a need for treatment for the use (or misuse for prescription drugs) of one or more illicit drugs in the past year (i.e., marijuana, cocaine, heroin, hallucinogens, inhalants, methamphetamine, pain relievers, tranquilizers, stimulants, or sedatives) (NDTXYRXXX=1, 3, 11, 13), or some other drug (NDTXYROTH=1, 3, 5, 11, 13).
2. Reported feeling a need for ADDITIONAL illicit drug use treatment or alcohol use treatment in the past year (NDMORTXYR=1), and reported feeling a need for ADDITIONAL treatment for the use (or misuse for prescription drugs) of one or more illicit drugs in the past year (i.e., marijuana, cocaine, heroin, hallucinogens, inhalants, methamphetamine, pain relievers, tranquilizers, stimulants, or sedatives) (NDMORTXXX=1), or some other drug (NDMORTOTH=1).

(NDMORTCOC, NDMORTHAL, NDMORTHER, NDMORTINH, NDMORTMRJ, NDMORTMTH, NDMORTOTH, NDMORTPNR, NDMORTSED, NDMORTSTM, NDMORTTRQ, NDMORTXYR, NDTXYRADG, NDTXYRCOC, NDTXYRHAL, NDTXYRHER, NDTXYRINH, NDTXYRMRJ, NDTXYRMTH, NDTXYROTH, NDTXYRPNR, NDTXYRSED, NDTXYRSTM, NDTXYRTRQ)  
NDFLTXILL Len: 1 RC-FELT NEED FOR TRT FOR ILLICIT DRUG USE - PST YR

	<b>Freq</b>	<b>Pct</b>
1 = Yes (See comment above) .....	175	0.31
2 = No/Unknown (Otherwise).....	55961	99.69

(NDMORTXYR, NDTXYRADG)  
NDFLTXILAL Len: 1 RC-FELT NEED FOR TRT FOR ILL DRG OR ALC USE - PST YR

	<b>Freq</b>	<b>Pct</b>
1 = Yes (NDTXYRADG=1,11,13 or NDMORTXYR=1).....	299	0.53
2 = No/Unknown (Otherwise).....	55837	99.47

NOTE: The following three variables pertain to respondents feeling a need and making an effort to obtain treatment in the past year.

A respondent was classified as feeling a need for substance use treatment and making an effort to get substance use treatment in the past year, NDTXEFXXX=1, if they felt a need for treatment for their substance use (NDFLTXXXX=1) and if they reported making an effort to get treatment (NDTXEFFRT=1,11) or reported making an effort to get ADDITIONAL treatment (NDMREFFRT=1). A respondent was classified as feeling a need for and NOT making an effort to get substance use treatment in the past year, NDTXEFTXXX=2, if they felt a need for treatment for their substance use (NDFLTXXXX=1) and if they made no effort/had unknown effort to get treatment (NDTXEFFRT=2, 12, 94, 97, 98) and made no effort/had unknown effort to get ADDITIONAL treatment (NDMREFFRT=2, 94, 97, 98).

(NDFLTXALC, NDMREFFRT, NDTXEFFRT)  
NDTXEFTALC Len: 1 RC-FELT NEED/MADE EFFORT FOR TRT FOR ALCOHOL USE - PST YR

	<b>Freq</b>	<b>Pct</b>
1 = Felt Need and Made Effort (See comment above) .....	67	0.12
2 = Felt Need and Made No/Unk Effort (See comment above).....	105	0.19
3 = Felt No/Unk Need for Alc Trt (NDFLTXALC=2).....	55964	99.69

(NDFLTXILL, NDMREFFRT, NDTXEFFRT)  
NDTXEFTILL Len: 1 RC-FELT NEED/MADE EFFORT FOR TRT FOR ILL DRG USE - PST YR

	<b>Freq</b>	<b>Pct</b>
1 = Felt Need & Made Effort (See comment above NDTXEFTALC) .....	72	0.13
2 = Felt Need & Made No/Unk Effort (See comment above NDTXEFTALC) .....	103	0.18
3 = Felt No/Unk Need for Ill Drg Trt (NDFLTXILL=2).....	55961	99.69

(NDFLTXILAL, NDMREFFRT, NDTXEFFRT)  
NDTXEFILAL Len: 1 RC-FLT NEED/MADE EFFORT FOR TRT FOR ILL DRG/ALC USE - PST YR

	<b>Freq</b>	<b>Pct</b>
1 = Felt Need & Made Effort (See comment above NDTXEFTALC) .....	117	0.21
2 = Felt Need & Made No/Unk Effort (See comment above NDTXEFTALC) .....	182	0.32
3 = Felt No/Unk Need for Ill Drg/Alc Trt (NDFLTXILAL=2).....	55837	99.47

NOTE: The following three recoded variables define if a respondent needed treatment in the past year but did not receive treatment at a specialty facility (treatment gap).

The following variable, TXYRNOSPAL, is defined as needing alcohol treatment in the past year, but not receiving alcohol treatment at a specialty facility. This treatment measure is referred to as a treatment gap.

(TXYRNDALC, TXYRSPALC)  
TXYRNOSPAL Len: 1 RC-NEEDED TRT FOR ALC USE, NOT RCVD TRT SPEC FAC - PST YR

	<b>Freq</b>	<b>Pct</b>
0 = No/Unknown (Otherwise).....	52929	94.29
1 = Yes (TXYRNDALC=1 and TXYRSPALC=0).....	3207	5.71

RECODED DRUG TREATMENT

The following variable, TXYRNOSPIL, is defined as needing illicit drug treatment in the past year, but not receiving illicit drug treatment at a specialty facility. This treatment measure is referred to as a treatment gap.

(TXYRNDILL, TXYRSPILL)

<u>TXYRNOSPIL</u>	Len : 1	RC-NEEDED TRT FOR ILL DRG USE, NOT RCVD TRT SPC FAC - PST YR		
			<b>Freq</b>	<b>Pct</b>
		0 = No/Unknown (Otherwise).....	53957	96.12
		1 = Yes (TXYRNDILL=1 and TXYRSPILL=0).....	2179	3.88

The following variable, TXYNSPILAL, is defined as needing illicit drug or alcohol treatment in the past year, but not receiving illicit drug or alcohol treatment at a specialty facility. This treatment measure is referred to as a treatment gap.

(TXYRNDILAL, TXYRSPILAL)

<u>TXYNSPILAL</u>	Len : 1	RC-NEEDED TRT FOR DRG/ALC USE, NOT RCVD TRT SPC FAC - PST YR		
			<b>Freq</b>	<b>Pct</b>
		0 = No/Unknown (Otherwise).....	51434	91.62
		1 = Yes (TXYRNDILAL=1 and TXYRSPILAL=0).....	4702	8.38

NOTE: The following 15 recoded variables contain respondent information about reasons for not receiving substance treatment in the past year or not receiving additional substance treatment in the past year.

(NDFLTXILAL, NDMRNOCOV, NDTXNOCOV)

<u>NDTRNNOCOV</u>	Len : 1	RC-FLT ND NO TRT/ADDL TRT PST YR B/C COULDNT AFFORD/NO INSUR		
			<b>Freq</b>	<b>Pct</b>
		. = Felt No Need for Drg/Alc Trt Pst Yr (NDFLTXILAL=2) .....	55837	99.47
		0 = No/Unknown (Otherwise).....	231	0.41
		1 = Yes (NDFLTXILAL=1 & (NDTXNOCOV or NDMRNOCOV=1,3,11,13)).....	68	0.12

(NDFLTXILAL, NDMRNOTPY, NDTXNOTPY)

<u>NDTRNNOTPY</u>	Len : 1	RC-FLT ND NO TRT/ADDL TRT PST YR B/C INS DIDNT COVR TRT/COST		
			<b>Freq</b>	<b>Pct</b>
		. = Felt No Need for Drg/Alc Trt Pst Yr (NDFLTXILAL=2) .....	55837	99.47
		0 = No/Unknown (Otherwise).....	275	0.49
		1 = Yes (NDFLTXILAL=1 & (NDTXNOTPY or NDMRNOTPY=1,3,11,13)).....	24	0.04

(NDFLTXILAL, NDMRTSPHR, NDTXTSPHR)

<u>NDTRNTSPHR</u>	Len : 1	RC-FLT ND NO TRT/ADDL TRT PST YR B/C NO TRANSPORTATION		
			<b>Freq</b>	<b>Pct</b>
		. = Felt No Need for Drg/Alc Trt Pst Yr (NDFLTXILAL=2) .....	55837	99.47
		0 = No/Unknown (Otherwise).....	264	0.47
		1 = Yes (NDFLTXILAL=1 & (NDTXTSPHR or NDMRTSPHR=1,3,11,13)).....	35	0.06

(NDFLTXILAL, NDMRWANTD, NDTXWANTD)

<u>NDTRNWANTD</u>	Len : 1	RC-FLT ND NO TRT/ADDL TRT PST YR B/C TRT WNTD NOT OFERD		
			<b>Freq</b>	<b>Pct</b>
		. = Felt No Need for Drg/Alc Trt Pst Yr (NDFLTXILAL=2) .....	55837	99.47
		0 = No/Unknown (Otherwise).....	272	0.48
		1 = Yes (NDFLTXILAL=1 & (NDTXWANTD or NDMRWANTD=1,3,11,13)).....	27	0.05

(NDFLTXILAL, NDMRNSTOP, NDTXNSTOP)

<u>NDTRNNSTOP</u>	Len : 1	RC-FLT ND NO TRT/ADDL TRT PST YR B/C NOT READY TO STOP USE		
			<b>Freq</b>	<b>Pct</b>
		. = Felt No Need for Drg/Alc Trt Pst Yr (NDFLTXILAL=2) .....	55837	99.47
		0 = No/Unknown (Otherwise).....	192	0.34
		1 = Yes (NDFLTXILAL=1 & (NDTXNSTOP or NDMRNSTOP=1,3,11,13)).....	107	0.19

(NDFLTXILAL, NDMRPFULL, NDTXPFULL)

<u>NDTRNPFULL</u>	Len : 1	RC-FLT ND NO TRT/ADDL TRT PST YR B/C NO OPENINGS IN PROGRAM		
			<b>Freq</b>	<b>Pct</b>
		. = Felt No Need for Drg/Alc Trt Pst Yr (NDFLTXILAL=2) .....	55837	99.47
		0 = No/Unknown (Otherwise).....	283	0.50
		1 = Yes (NDFLTXILAL=1 & (NDTXPFULL or NDMRPFULL=1,3,11,13)).....	16	0.03

RECODED DRUG TREATMENT

(NDFLTXILAL, NDMRDKWHR, NDTXDKWHR)

NDRNDKWHR Len : 1 RC-FLT ND NO TRT/ADDL TRT PST YR B/C DIDNT KNOW WHERE TO GO

	Freq	Pct
. = Felt No Need for Drg/Alc Trt Pst Yr (NDFLTXILAL=2) .....	55837	99.47
0 = No/Unknown (Otherwise).....	250	0.45
1 = Yes (NDFLTXILAL=1 & (NDTXDKWHR or NDMRDKWHR=1,3,11,13)) .....	49	0.09

(NDFLTXILAL, NDMRNBRNG, NDTXNBRNG)

NDRNBRNG Len : 1 RC-FLT ND NO TRT/ADDL TRT PST YR B/C NBR HAVE NEG OPIN

	Freq	Pct
. = Felt No Need for Drg/Alc Trt Pst Yr (NDFLTXILAL=2) .....	55837	99.47
0 = No/Unknown (Otherwise).....	257	0.46
1 = Yes (NDFLTXILAL=1 & (NDTXNBRNG or NDMRNBRNG=1,3,11,13)).....	42	0.07

(NDFLTXILAL, NDMRJOBNG, NDTXJOBNG)

NDRJOBNG Len : 1 RC-FLT ND NO TRT/ADDL TRT PST YR B/C HAVE NEG EFFECT ON JOB

	Freq	Pct
. = Felt No Need for Drg/Alc Trt Pst Yr (NDFLTXILAL=2) .....	55837	99.47
0 = No/Unknown (Otherwise).....	256	0.46
1 = Yes (NDFLTXILAL=1 & (NDTXJOBNG or NDMRJOBNG=1,3,11,13)).....	43	0.08

(NDFLTXILAL, NDMRNONED, NDTXNONED)

NDRNONED Len : 1 RC-FLT ND NO TRT/ADDL TRT PST YR B/C DIDNT FEEL NEED FOR TRT

	Freq	Pct
. = Felt No Need for Drg/Alc Trt Pst Yr (NDFLTXILAL=2) .....	55837	99.47
0 = No/Unknown (Otherwise).....	268	0.48
1 = Yes (NDFLTXILAL=1 & (NDTXNONED or NDMRNONED=1,3,11,13)).....	31	0.06

(NDFLTXILAL, NDMRHANDL, NDTXHANDL)

NDRHANDL Len : 1 RC-FLT ND NO TRT/ADDL TRT PST YR B/C COULD HANDL PRB W/O TRT

	Freq	Pct
. = Felt No Need for Drg/Alc Trt Pst Yr (NDFLTXILAL=2) .....	55837	99.47
0 = No/Unknown (Otherwise).....	261	0.46
1 = Yes (NDFLTXILAL=1 & (NDTXHANDL or NDMRHANDL=1,3,11,13)).....	38	0.07

(NDFLTXILAL, NDMRNOHLP, NDTXNOHLP)

NDRNOHLP Len : 1 RC-FLT ND NO TRT/ADDL TRT PST YR B/C DIDNT THINK WOULD HELP

	Freq	Pct
. = Felt No Need for Drg/Alc Trt Pst Yr (NDFLTXILAL=2) .....	55837	99.47
0 = No/Unknown (Otherwise).....	284	0.51
1 = Yes (NDFLTXILAL=1 & (NDTXNOHLP or NDMRNOHLP=1,3,11,13)).....	15	0.03

(NDFLTXILAL, NDMRNTIME, NDTXNTIME)

NDRNTIME Len : 1 RC-FLT ND NO TRT/ADDL TRT PST YR B/C DIDNT HAVE TIME

	Freq	Pct
. = Felt No Need for Drg/Alc Trt Pst Yr (NDFLTXILAL=2) .....	55837	99.47
0 = No/Unknown (Otherwise).....	273	0.49
1 = Yes (NDFLTXILAL=1 & (NDTXNTIME or NDMRNTIME=1,3,11,13)).....	26	0.05

(NDFLTXILAL, NDMRFNDOU, NDTXFNDOU)

NDRFNDOU Len : 1 RC-FLT ND NO TRT/ADDL TRT PST YR B/C NOT WANT OTHRS FIND OUT

	Freq	Pct
. = Felt No Need for Drg/Alc Trt Pst Yr (NDFLTXILAL=2) .....	55837	99.47
0 = No/Unknown (Otherwise).....	278	0.50
1 = Yes (NDFLTXILAL=1 & (NDTXFNDOU or NDMRFNDOU=1,3,11,13)).....	21	0.04

RECODED DRUG TREATMENT

The following variable, NDTRNMIMPT, was assigned a positive response if a respondent felt a need for substance use treatment in the past year (NDFLTXILAL=1) and reported the reason for not receiving treatment or not receiving additional treatment as some other reason than the 14 reasons listed above (NDTXMIMPT or NDMRMIMPT=16-69). A negative response was assigned if a respondent felt a need for substance use treatment in the past year (NDFLTXILAL=1) but did not meet the above criteria for some other reason (NDTXMIMPT or NDMRMIMPT not equal to 16-69).

(NDFLTXILAL, NDMRMIMPT, NDTXMIMPT)

NDTRNMIMPT Len : 1 RC-FLT ND NO TRT/ADDL TRT PST YR B/C SOME OTHER REASON

	<b>Freq</b>	<b>Pct</b>
. = Felt No Need for Drg/Alc Trt Pst Yr (NDFLTXILAL=2) .....	55837	99.47
0 = No/Unknown (See comment above) .....	286	0.51
1 = Yes (See comment above) .....	13	0.02

HEALTH

**HEALTH**

*The values in this section may be inconsistent with values for variables in other sections of the interview. Items in this section were edited when respondents legitimately skipped out of these items based on prior answers in earlier sections. Otherwise, variables in one section of the interview generally were not edited to make them consistent with variables in another section of the interview. This note applies to variables in this section marked by a<sup>1</sup>.*

The next questions are about your health and health care.

Are you currently pregnant?

(HLTH02)

PREGNANT

Len : 2 ARE YOU PREGNANT

	Freq	Pct
1 = Yes.....	651	1.16
2 = No.....	21804	38.84
85 = BAD DATA Logically assigned .....	3	0.01
94 = DON'T KNOW .....	36	0.06
97 = REFUSED .....	22	0.04
98 = BLANK (NO ANSWER) .....	65	0.12
99 = LEGITIMATE SKIP .....	33555	59.77

NOTE: In the variable HTANSWER, reported preferences to answer in feet and inches or in inches only were combined into a single value. Reported preferences to answer in meters and centimeters or in centimeters only were combined into a single value.

This question asks about your height.

To answer in feet and inches, press 1. To answer in meters and centimeters, press 2. To answer in inches only, press 3. To answer in centimeters only, press 4. Then press [ENTER] to continue.

(HLTH04)

HTANSWER<sup>1</sup>

Len : 2 PREFERRED WAY TO REPORT HEIGHT

	Freq	Pct
1 = Feet/inches or inches only.....	53419	95.16
2 = Meters/cm or cm only .....	1552	2.76
85 = BAD DATA Logically assigned .....	12	0.02
94 = DON'T KNOW .....	702	1.25
97 = REFUSED .....	442	0.79
98 = BLANK (NO ANSWER) .....	9	0.02

NOTE: HTINCHE2 was recoded to inches from reports of heights in feet and inches, meters and centimeters, or centimeters only. Heights in meters and centimeters first were converted to centimeters. For respondents who chose to report their height in metric units, a conversion factor was applied of 0.393701 inches to 1 centimeter to produce a height in inches. HTINCHE2 was then rounded to the nearest integer and top coded at 75 inches and bottom coded at 55 inches.

About how tall are you, without shoes? First, please type in the number of feet, then press [ENTER].

Please type in the number of inches and then press [ENTER].

About how tall are you, without shoes? First, please type in the number of meters, then press [ENTER].

Please type in the number of centimeters and then press [ENTER].

(HLTH05, HLTH06A, HLTH06B, HLTH07, HLTH08A, HLTH08B)

HTINCHE2<sup>1</sup>

Len : 3 HEIGHT IN INCHES WITHOUT SHOES - RECODE

	Freq	Pct
RANGE = 55 - 75 .....	54140	96.44
985 = BAD DATA Logically assigned .....	193	0.34
994 = DON'T KNOW .....	1259	2.24
997 = REFUSED .....	535	0.95
998 = BLANK (NO ANSWER).....	9	0.02

HEALTH

The next question asks about your weight.

To answer in pounds, press 1. To answer in kilograms, press 2. Then press [ENTER] to continue.

(HLTH09)

WTANSWER<sup>1</sup>

Len : 2 PREFERRED WAY TO REPORT WEIGHT

	Freq	Pct
1 = Pounds .....	53550	95.39
2 = Kilograms .....	1168	2.08
85 = BAD DATA Logically assigned .....	12	0.02
94 = DON'T KNOW .....	702	1.25
97 = REFUSED .....	695	1.24
98 = BLANK (NO ANSWER) .....	9	0.02

NOTE: WTPOUND2 was recoded to pounds from reports of weights in kilograms. For respondents who chose to report their weight in kilograms, a conversion factor was applied of 2.20462 pounds to 1 kilogram to produce a weight in pounds. Females aged 12 to 44 who were currently pregnant were asked to report their weight before they got pregnant. WTPOUND2 was then rounded to the nearest integer and top coded at 295 pounds and bottom coded at 75 pounds.

About how much do you weigh? Please type in the number of pounds and then press [ENTER].

About how much do you weigh? Please type in the number of kilograms and then press [ENTER].

About how much did you weigh before you got pregnant? Please type in the number of pounds and then press [ENTER].

About how much did you weigh before you got pregnant? Please type in the number of kilograms and then press [ENTER].

(HLTH10, HLTH12, HLTH13, HLTH14)

WTPOUND2<sup>1</sup>

Len : 3 WEIGHT IN POUNDS - RECODE

	Freq	Pct
RANGE = 75 - 295 .....	53898	96.01
9985 = BAD DATA Logically assigned .....	193	0.34
9994 = DON'T KNOW .....	1214	2.16
9997 = REFUSED .....	822	1.46
9998 = BLANK (NO ANSWER) .....	9	0.02

During the past 12 months, that is since DATEFILL, how many different times have you been treated in an emergency room for any reason?

(HLTH16)

NMERTMT2

Len : 3 # OF TIMES BEEN TREATED IN EMER ROOM PAST 12 MOS

	Freq	Pct
RANGE = 0 - 30 .....	54334	96.79
31 = 31 or more .....	36	0.06
985 = BAD DATA Logically assigned .....	1	0.00
994 = DON'T KNOW .....	1220	2.17
997 = REFUSED .....	536	0.95
998 = BLANK (NO ANSWER) .....	9	0.02

During the past 12 months, have you stayed overnight or longer as an inpatient in a hospital?

(HLTH17)

INHOSPYR

Len : 2 STAYED OVERNIGHT AS INPNT IN HOSP PAST 12 MOS

	Freq	Pct
1 = Yes .....	4374	7.79
2 = No .....	51399	91.56
85 = BAD DATA Logically assigned .....	15	0.03
94 = DON'T KNOW .....	187	0.33
97 = REFUSED .....	152	0.27
98 = BLANK (NO ANSWER) .....	9	0.02



HEALTH

During the past 12 months, how many nights were you an inpatient in a hospital?

(HLTH18)  
NMNGTHS2

Len : 3 # NIGHTS STAYED IN HOSPITAL OVERNIGHT OR LONGER

	Freq	Pct
RANGE = 1 - 30 .....	4217	7.51
31 = 31 or more.....	65	0.12
985 = BAD DATA Logically assigned .....	3	0.01
994 = DON'T KNOW .....	74	0.13
997 = REFUSED .....	170	0.30
998 = BLANK (NO ANSWER).....	208	0.37
999 = LEGITIMATE SKIP.....	51399	91.56

During the past 12 months, how many times have you visited a doctor, nurse, physician assistant or nurse practitioner about your own health at a doctor's office, a clinic, or some other place?

(HLTH19)  
NMVSOPT2

Len : 3 # OUTPATIENT VISITS PAST 12 MOS - RECODE

	Freq	Pct
RANGE = 0 - 15 .....	51985	92.61
16 = 16 - 20 times .....	624	1.11
17 = 21 - 25 times .....	230	0.41
18 = 26 - 30 times .....	287	0.51
19 = 31+ times .....	345	0.61
985 = BAD DATA Logically assigned .....	15	0.03
994 = DON'T KNOW .....	2225	3.96
997 = REFUSED .....	416	0.74
998 = BLANK (NO ANSWER).....	9	0.02

What is your best guess of how many times you have visited a doctor, nurse, physician assistant or nurse practitioner about your own health at a doctor's office, a clinic, or some other place in the past 12 months?

(HLTH19DK)  
NMVSOEST

Len : 2 # TIMES VISITED DR ABOUT OWN HEALTH PST YR

	Freq	Pct
0 = I have not visited a Dr in the past 12 mos .....	254	0.45
1 = 1 time.....	201	0.36
2 = 2-3 times.....	482	0.86
3 = 4-5 times.....	318	0.57
4 = 6-7 times.....	162	0.29
5 = 8-9 times.....	128	0.23
6 = 10-12 times.....	114	0.20
7 = 13-15 times.....	63	0.11
8 = 16 or more times.....	164	0.29
94 = DON'T KNOW.....	539	0.96
97 = REFUSED .....	216	0.38
98 = BLANK (NO ANSWER) .....	24	0.04
99 = LEGITIMATE SKIP.....	53471	95.25

During the past 12 months, did any doctor or other health care professional ask, either in person or on a form, if you:

(HLTH20A)  
HPUSETOB

Len : 2 HEALTH PROF ASKED PST 12 MOS: TOBACCO USE

	Freq	Pct
1 = Yes.....	32097	57.18
2 = No.....	12350	22.00
85 = BAD DATA Logically assigned .....	15	0.03
94 = DON'T KNOW .....	495	0.88
97 = REFUSED .....	21	0.04
98 = BLANK (NO ANSWER) .....	917	1.63
99 = LEGITIMATE SKIP.....	10241	18.24

HEALTH

(HLTH20B)  
 HPUSEALC

Len : 2 HEALTH PROF ASKED PST 12 MOS: ALCOHOL USE

	Freq	Pct
1 = Yes.....	31304	55.76
2 = No.....	13165	23.45
85 = BAD DATA Logically assigned.....	15	0.03
94 = DON'T KNOW.....	469	0.84
97 = REFUSED.....	25	0.04
98 = BLANK (NO ANSWER).....	917	1.63
99 = LEGITIMATE SKIP.....	10241	18.24

(HLTH20C)  
 HPUSEDRG

Len : 2 HEALTH PROF ASKED PST 12 MOS: DRUG USE

	Freq	Pct
1 = Yes.....	25132	44.77
2 = No.....	19189	34.18
85 = BAD DATA Logically assigned.....	15	0.03
94 = DON'T KNOW.....	614	1.09
97 = REFUSED.....	28	0.05
98 = BLANK (NO ANSWER).....	917	1.63
99 = LEGITIMATE SKIP.....	10241	18.24

NOTE: Beginning in 2014, respondents were not asked the question corresponding to HPQTT0B if they were lifetime but not past year users of tobacco products. If respondents reported that they last smoked cigarettes, used smokeless tobacco, or smoked cigars more than 12 months prior to their interview date and that they never smoked tobacco in a pipe, codes of 93 in HPQTT0B indicate that these respondents had not used tobacco products in the past 12 months. However, respondents who smoked tobacco in a pipe in their lifetime were asked whether they did so in the past 30 days but they were not asked whether they smoked tobacco in a pipe more than 30 days ago but within the past 12 months. Therefore, the code of 93 in HPQTT0B also applied to respondents who smoked tobacco in a pipe in their lifetime but not in the past 30 days and who last used other tobacco products more than 12 months ago (or never used other tobacco products). If respondents reported never using tobacco products or not using them in the past 12 months (including not smoking tobacco in a pipe in the past 30 days) and also that they did not have any health care visits in the past 12 months (emergency room visits, overnight hospitalizations, or outpatient visits), indication that these respondents had not used tobacco products in the past 12 months or in their lifetime (as indicated by codes of 91 or 93) took precedence over assignment of codes to indicate that these respondents did not have any health care visits in the past 12 months. Codes of 99 in HPQTT0B applied to respondents who used tobacco products in the past 12 months or whose status as a tobacco user in the past 12 months was unknown but who did not have any health care visits in the past 12 months.

During the past 12 months, did any doctor or other health care professional advise you to quit smoking cigarettes or quit using any other tobacco products?

(HLTH21)  
 HPQTT0B

Len : 2 HEALTH PROF ADVISED YOU TO QUIT TOBACCO USE

	Freq	Pct
1 = Yes.....	5349	9.53
2 = No.....	6330	11.28
85 = BAD DATA Logically assigned.....	8	0.01
91 = NEVER USED TOBACCO PRODUCTS.....	26866	47.86
93 = DID NOT USE TOBACCO IN PAST 12 MOS (See note).....	13687	24.38
94 = DON'T KNOW.....	23	0.04
97 = REFUSED.....	11	0.02
98 = BLANK (NO ANSWER).....	399	0.71
99 = LEGITIMATE SKIP (No health care visits pst 12 mos).....	3463	6.17

HEALTH

NOTE: In HPALCAMT, HPALCFRQ, HPALCPRB, HPALCCUT, HPALCTX, and HPALCNOT, if respondents reported never using alcohol or not using it in the past 12 months and also that they did not have any health care visits in the past 12 months (emergency room visits, overnight hospitalizations, or outpatient visits), indication that respondents never used alcohol or did not use it in the past 12 months (as indicated by codes of 91 or 93) took precedence over assignment of codes to indicate that these respondents did not have any health care visits in the past 12 months. Codes of 99 in these variables applied to respondents who used alcohol in the past 12 months or whose status as a past year alcohol user was unknown but who did not have any health care visits in the past 12 months.

Please think about all of the talks you have had with a doctor or other health care professional during the past 12 months when you answer this question. Choose the statement or statements below that describe any discussions you may have had in person with a doctor or other health professional about your alcohol use.

Please think about [VISITFILL] during the past 12 months when you answer this question. Choose the statement or statements below that describe any discussion you may have had in person with a doctor or other health professional about your alcohol use.

To select more than one statement, press the space bar between each number you type. When you have finished, press [ENTER].

(HLTH221)  
HPALCAMT

Len : 2 DOCTOR ASKED HOW MUCH YOU DRINK

	Freq	Pct
1 = Yes.....	11475	20.44
2 = No (Not entered).....	3528	6.28
85 = BAD DATA Logically assigned.....	1	0.00
91 = NEVER USED ALCOHOL.....	16008	28.52
93 = DID NOT USE ALCOHOL IN THE PAST 12 MONTHS.....	6241	11.12
94 = DON'T KNOW.....	386	0.69
97 = REFUSED.....	225	0.40
98 = BLANK (NO ANSWER).....	499	0.89
99 = LEGITIMATE SKIP.....	17773	31.66

(HLTH222)  
HPALCFRQ

Len : 2 DOCTOR ASKED HOW OFTEN YOU DRINK

	Freq	Pct
1 = Yes.....	10794	19.23
2 = No (Not entered).....	4209	7.50
85 = BAD DATA Logically assigned.....	8	0.01
91 = NEVER USED ALCOHOL.....	16008	28.52
93 = DID NOT USE ALCOHOL IN THE PAST 12 MONTHS.....	6241	11.12
94 = DON'T KNOW.....	386	0.69
97 = REFUSED.....	225	0.40
98 = BLANK (NO ANSWER).....	492	0.88
99 = LEGITIMATE SKIP.....	17773	31.66

(HLTH223)  
HPALCPRB

Len : 2 DOCTOR ASKED IF ANY DRINKING PROBS

	Freq	Pct
1 = Yes.....	2255	4.02
2 = No (Not entered).....	12748	22.71
85 = BAD DATA Logically assigned.....	1	0.00
91 = NEVER USED ALCOHOL.....	16008	28.52
93 = DID NOT USE ALCOHOL IN THE PAST 12 MONTHS.....	6241	11.12
94 = DON'T KNOW.....	386	0.69
97 = REFUSED.....	225	0.40
98 = BLANK (NO ANSWER).....	499	0.89
99 = LEGITIMATE SKIP.....	17773	31.66

(HLTH224)  
HPALCCUT

Len : 2 DOCTOR ADVISED YOU TO CUT DOWN ON DRINKING

	Freq	Pct
1 = Yes.....	822	1.46
2 = No (Not entered).....	14181	25.26
91 = NEVER USED ALCOHOL.....	16008	28.52
93 = DID NOT USE ALCOHOL IN THE PAST 12 MONTHS.....	6241	11.12
94 = DON'T KNOW.....	386	0.69
97 = REFUSED.....	225	0.40
98 = BLANK (NO ANSWER).....	500	0.89
99 = LEGITIMATE SKIP.....	17773	31.66

HEALTH

(HLTH225)  
HPALCTX

Len : 2 DOCTOR OFFERED INFO ABOUT ALCOHOL TREATMT

	Freq	Pct
1 = Yes.....	568	1.01
2 = No (Not entered).....	14435	25.71
91 = NEVER USED ALCOHOL.....	16008	28.52
93 = DID NOT USE ALCOHOL IN THE PAST 12 MONTHS.....	6241	11.12
94 = DON'T KNOW.....	386	0.69
97 = REFUSED.....	225	0.40
98 = BLANK (NO ANSWER).....	500	0.89
99 = LEGITIMATE SKIP.....	17773	31.66

(HLTH226)  
HPALCNOT

Len : 2 DOCTOR DIDNT DISCUSS MY ALCOHOL USE WITH ME

	Freq	Pct
85 = BAD DATA Logically assigned.....	1	0.00
91 = NEVER USED ALCOHOL.....	16008	28.52
93 = DID NOT USE ALCOHOL IN THE PAST 12 MONTHS.....	6241	11.12
94 = DON'T KNOW.....	386	0.69
95 = DR DIDNT DISCUSS ALC USE PST 12 MOS.....	11447	20.39
97 = REFUSED.....	225	0.40
98 = BLANK (NO ANSWER).....	499	0.89
99 = LEGITIMATE SKIP.....	21329	38.00

NOTE: In HPDRGTALK, if respondents reported never using marijuana, cocaine (including crack), heroin, hallucinogens, inhalants, or methamphetamine or not using these substances in the past 12 months and also that they did not have any health care visits in the past 12 months (emergency room visits, overnight hospitalizations, or outpatient visits), indication that respondents never used these drugs or last used any of them more than 12 months ago (as indicated by codes of 91 or 93) took precedence over assignment of codes to indicate that these respondents did not have any health care visits in the past 12 months. Codes of 99 in HPDRGTALK applied to respondents who used any of these drugs in the past 12 months or whose status as a past year user was unknown but who did not have any health care visits in the past 12 months.

During the past 12 months, did any doctor or other health care professional talk to you about your use of [MARIJUANA/COCAINE/CRACK/HEROIN/INHALANTS/HALLUCINOGENS/METHAMPHETAMINE]?

(HLTH23)  
HPDRGTALK

Len : 2 HEALTH PROF DISCUSSED MY DRUG USE WITH ME

	Freq	Pct
1 = Yes.....	2504	4.46
2 = No.....	7519	13.39
85 = BAD DATA Logically assigned.....	7	0.01
91 = NEVER USED MJ/COC/HER/HALL/INH/METH.....	29353	52.29
93 = DID NOT USE MJ/COC/HER/HALL/INH/METH IN PST 12 MOS.....	13255	23.61
94 = DON'T KNOW.....	38	0.07
97 = REFUSED.....	28	0.05
98 = BLANK (NO ANSWER).....	790	1.41
99 = LEGITIMATE SKIP.....	2642	4.71

These next questions are about certain medical conditions.

During the past 12 months, did you have a sexually transmitted disease such as chlamydia, gonorrhea, herpes or syphilis?

(HLTH24)  
STDANYR1

Len : 2 HAD SEXUALLY TRANSMITTED DISEASE PST 12 MOS

	Freq	Pct
1 = Yes.....	1269	2.26
2 = No.....	54460	97.01
85 = BAD DATA Logically assigned.....	15	0.03
94 = DON'T KNOW.....	176	0.31
97 = REFUSED.....	207	0.37
98 = BLANK (NO ANSWER).....	9	0.02

HEALTH

Below is a list of health conditions that you may have had during your lifetime.

Please read the list and type in the numbers of all of the conditions that a doctor or other health care professional has ever told you that you had.

To select more than one condition, press the space bar between each number you type. When you have finished, press [ENTER].

(HLTH2501)  
HRTCONDEV<sup>1</sup>

Len : 2	EVER TOLD HAD HEART CONDITION		
		<b>Freq</b>	<b>Pct</b>
	1 = Yes.....	3072	5.47
	2 = No (not entered).....	12560	22.37
	85 = BAD DATA Logically assigned.....	16	0.03
	94 = DON'T KNOW.....	435	0.77
	97 = REFUSED.....	365	0.65
	98 = BLANK (NO ANSWER).....	20	0.04
	99 = LEGITIMATE SKIP.....	39668	70.66

(HLTH2502)  
DIABTEVER<sup>1</sup>

Len : 2	EVER TOLD HAD DIABETES/SUGAR DIABETES		
		<b>Freq</b>	<b>Pct</b>
	1 = Yes.....	3100	5.52
	2 = No (not entered).....	12532	22.32
	85 = BAD DATA Logically assigned.....	23	0.04
	94 = DON'T KNOW.....	435	0.77
	97 = REFUSED.....	365	0.65
	98 = BLANK (NO ANSWER).....	13	0.02
	99 = LEGITIMATE SKIP.....	39668	70.66

(HLTH2503)  
COPDEVER<sup>1</sup>

Len : 2	EVER TOLD HAD CHRONIC BRONCHITIS OR COPD		
		<b>Freq</b>	<b>Pct</b>
	1 = Yes.....	1230	2.19
	2 = No (not entered).....	14402	25.66
	85 = BAD DATA Logically assigned.....	14	0.02
	94 = DON'T KNOW.....	435	0.77
	97 = REFUSED.....	365	0.65
	98 = BLANK (NO ANSWER).....	22	0.04
	99 = LEGITIMATE SKIP.....	39668	70.66

(HLTH2504)  
CIRROSEVR<sup>1</sup>

Len : 2	EVER TOLD HAD CIRRHOSIS OF THE LIVER		
		<b>Freq</b>	<b>Pct</b>
	1 = Yes.....	90	0.16
	2 = No (not entered).....	15542	27.69
	85 = BAD DATA Logically assigned.....	13	0.02
	94 = DON'T KNOW.....	435	0.77
	97 = REFUSED.....	365	0.65
	98 = BLANK (NO ANSWER).....	23	0.04
	99 = LEGITIMATE SKIP.....	39668	70.66

(HLTH2505)  
HEPBCEVR<sup>1</sup>

Len : 2	EVER TOLD HAD HEPATITIS B OR C		
		<b>Freq</b>	<b>Pct</b>
	1 = Yes.....	395	0.70
	2 = No (not entered).....	15237	27.14
	85 = BAD DATA Logically assigned.....	13	0.02
	94 = DON'T KNOW.....	435	0.77
	97 = REFUSED.....	365	0.65
	98 = BLANK (NO ANSWER).....	23	0.04
	99 = LEGITIMATE SKIP.....	39668	70.66

HEALTH

(HLTH2506)  
KIDNYDSEV<sup>1</sup>

	Freq	Pct
Len : 2 EVER TOLD HAD KIDNEY DISEASE		
1 = Yes.....	574	1.02
2 = No (not entered).....	15058	26.82
85 = BAD DATA Logically assigned.....	13	0.02
94 = DON'T KNOW.....	435	0.77
97 = REFUSED.....	365	0.65
98 = BLANK (NO ANSWER).....	23	0.04
99 = LEGITIMATE SKIP.....	39668	70.66

(HLTH2507)  
ASTHMAEVR<sup>1</sup>

	Freq	Pct
Len : 2 EVER TOLD HAD ASTHMA		
1 = Yes.....	6342	11.30
2 = No (not entered).....	9290	16.55
85 = BAD DATA Logically assigned.....	13	0.02
94 = DON'T KNOW.....	435	0.77
97 = REFUSED.....	365	0.65
98 = BLANK (NO ANSWER).....	23	0.04
99 = LEGITIMATE SKIP.....	39668	70.66

(HLTH2508)  
HIVAIDSEV<sup>1</sup>

	Freq	Pct
Len : 2 EVER TOLD HAD HIV OR AIDS		
1 = Yes.....	67	0.12
2 = No (not entered).....	15565	27.73
85 = BAD DATA Logically assigned.....	13	0.02
94 = DON'T KNOW.....	435	0.77
97 = REFUSED.....	365	0.65
98 = BLANK (NO ANSWER).....	23	0.04
99 = LEGITIMATE SKIP.....	39668	70.66

(HLTH2509)  
CANCEREVR<sup>1</sup>

	Freq	Pct
Len : 2 EVER TOLD HAD CANCER		
1 = Yes.....	1556	2.77
2 = No (not entered).....	14076	25.07
85 = BAD DATA Logically assigned.....	13	0.02
94 = DON'T KNOW.....	435	0.77
97 = REFUSED.....	365	0.65
98 = BLANK (NO ANSWER).....	23	0.04
99 = LEGITIMATE SKIP.....	39668	70.66

(HLTH2510)  
HIGHBPEVR<sup>1</sup>

	Freq	Pct
Len : 2 EVER TOLD HAD HIGH BLOOD PRESSURE		
1 = Yes.....	5172	9.21
2 = No (not entered).....	10460	18.63
85 = BAD DATA Logically assigned.....	13	0.02
94 = DON'T KNOW.....	435	0.77
97 = REFUSED.....	365	0.65
98 = BLANK (NO ANSWER).....	23	0.04
99 = LEGITIMATE SKIP.....	39668	70.66

(HLTH2511)  
NONABOVEV<sup>1</sup>

	Freq	Pct
Len : 2 NEVER HAD ANY OF THESE CONDITIONS		
2 = No (not entered).....	15632	27.85
85 = BAD DATA Logically assigned.....	10	0.02
94 = DON'T KNOW.....	435	0.77
95 = Response entered.....	39668	70.66
97 = REFUSED.....	365	0.65
98 = BLANK (NO ANSWER).....	26	0.05

HEALTH

What kind of cancer was it? Enter all that apply.

To select more than one category, press the space bar between the numbers. When you have finished, press [ENTER].

(HLTH2601)

CABLADDER<sup>1</sup> Len : 2 TYPE OF CANCER: BLADDER

	Freq	Pct
1 = Yes.....	33	0.06
2 = No (not entered).....	1484	2.64
85 = BAD DATA Logically assigned.....	45	0.08
94 = DON'T KNOW.....	5	0.01
97 = REFUSED.....	1	0.00
98 = BLANK (NO ANSWER).....	824	1.47
99 = LEGITIMATE SKIP.....	53744	95.74

(HLTH2602, HLTH2612, HLTH2615)

CABLOLEULYM Len : 2 TYPE OF CANCER: BLOOD/LEUKEMIA/LYMPHOMA

	Freq	Pct
1 = Yes.....	144	0.26
2 = No (not entered).....	1373	2.45
85 = BAD DATA Logically assigned.....	45	0.08
94 = DON'T KNOW.....	5	0.01
97 = REFUSED.....	1	0.00
98 = BLANK (NO ANSWER).....	824	1.47
99 = LEGITIMATE SKIP.....	53744	95.74

(HLTH2603, HLTH2604, HLTH2624, HLTH2630)

CAOTHER<sup>2</sup> Len : 2 TYPE OF CANCER: OTHER

	Freq	Pct
1 = Yes.....	144	0.26
2 = No (not entered).....	1373	2.45
85 = BAD DATA Logically assigned.....	45	0.08
94 = DON'T KNOW.....	5	0.01
97 = REFUSED.....	1	0.00
98 = BLANK (NO ANSWER).....	824	1.47
99 = LEGITIMATE SKIP.....	53744	95.74

(HLTH2605)

CABREAST<sup>1</sup> Len : 2 TYPE OF CANCER: BREAST

	Freq	Pct
1 = Yes.....	316	0.56
2 = No (not entered).....	1201	2.14
85 = BAD DATA Logically assigned.....	46	0.08
94 = DON'T KNOW.....	5	0.01
97 = REFUSED.....	1	0.00
98 = BLANK (NO ANSWER).....	823	1.47
99 = LEGITIMATE SKIP.....	53744	95.74

(HLTH2606)

CACERVIX<sup>1</sup> Len : 2 TYPE OF CANCER: CERVIX (FEMALES ONLY)

	Freq	Pct
1 = Yes.....	114	0.20
2 = No (not entered).....	839	1.49
85 = BAD DATA Logically assigned.....	18	0.03
94 = DON'T KNOW.....	3	0.01
97 = REFUSED.....	1	0.00
98 = BLANK (NO ANSWER).....	823	1.47
99 = LEGITIMATE SKIP.....	54338	96.80

HEALTH

(HLTH2607, HLTH2621)

CACOLNRECT

Len : 2 TYPE OF CANCER: COLON/RECTUM

	Freq	Pct
1 = Yes.....	74	0.13
2 = No (not entered).....	1443	2.57
85 = BAD DATA Logically assigned.....	45	0.08
94 = DON'T KNOW.....	5	0.01
97 = REFUSED.....	1	0.00
98 = BLANK (NO ANSWER).....	824	1.47
99 = LEGITIMATE SKIP.....	53744	95.74

(HLTH2608, HLTH2625)

CAESOPSTOM

Len : 2 TYPE OF CANCER: ESOPHAGUS/STOMACH

	Freq	Pct
1 = Yes.....	9	0.02
2 = No (not entered).....	1508	2.69
85 = BAD DATA Logically assigned.....	45	0.08
94 = DON'T KNOW.....	5	0.01
97 = REFUSED.....	1	0.00
98 = BLANK (NO ANSWER).....	824	1.47
99 = LEGITIMATE SKIP.....	53744	95.74

(HLTH2609, HLTH2613, HLTH2619)

CAGALLIVPAN

Len : 2 TYPE OF CANCER: GALLBLADDER/LIVER/PANCREAS

	Freq	Pct
1 = Yes.....	23	0.04
2 = No (not entered).....	1494	2.66
85 = BAD DATA Logically assigned.....	45	0.08
94 = DON'T KNOW.....	5	0.01
97 = REFUSED.....	1	0.00
98 = BLANK (NO ANSWER).....	824	1.47
99 = LEGITIMATE SKIP.....	53744	95.74

(HLTH2610)

CAKIDNEY<sup>1</sup>

Len : 2 TYPE OF CANCER: KIDNEY

	Freq	Pct
1 = Yes.....	30	0.05
2 = No (not entered).....	1487	2.65
85 = BAD DATA Logically assigned.....	45	0.08
94 = DON'T KNOW.....	5	0.01
97 = REFUSED.....	1	0.00
98 = BLANK (NO ANSWER).....	824	1.47
99 = LEGITIMATE SKIP.....	53744	95.74

(HLTH2611, HLTH2614)

CALARYLUNG

Len : 2 TYPE OF CANCER: LARYNX/WINDPIPE/LUNG

	Freq	Pct
1 = Yes.....	46	0.08
2 = No (not entered).....	1471	2.62
85 = BAD DATA Logically assigned.....	46	0.08
94 = DON'T KNOW.....	5	0.01
97 = REFUSED.....	1	0.00
98 = BLANK (NO ANSWER).....	823	1.47
99 = LEGITIMATE SKIP.....	53744	95.74

(HLTH2616)

CAMELANOM<sup>1</sup>

Len : 2 TYPE OF CANCER: MELANOMA

	Freq	Pct
1 = Yes.....	121	0.22
2 = No (not entered).....	1396	2.49
85 = BAD DATA Logically assigned.....	45	0.08
94 = DON'T KNOW.....	5	0.01
97 = REFUSED.....	1	0.00
98 = BLANK (NO ANSWER).....	824	1.47
99 = LEGITIMATE SKIP.....	53744	95.74



## HEALTH

(HLTH2617, HLTH2627)

CAMOUTTHRO

Len : 2 TYPE OF CANCER: MOUTH/TONGUE/LIP/THROAT/PHARYNX

	<b>Freq</b>	<b>Pct</b>
1 = Yes.....	27	0.05
2 = No (not entered).....	1490	2.65
85 = BAD DATA Logically assigned.....	45	0.08
94 = DON'T KNOW.....	5	0.01
97 = REFUSED.....	1	0.00
98 = BLANK (NO ANSWER).....	824	1.47
99 = LEGITIMATE SKIP.....	53744	95.74

(HLTH2618)

CAOVARY<sup>1</sup>

Len : 2 TYPE OF CANCER: OVARY (FEMALES ONLY)

	<b>Freq</b>	<b>Pct</b>
1 = Yes.....	44	0.08
2 = No (not entered).....	909	1.62
85 = BAD DATA Logically assigned.....	18	0.03
94 = DON'T KNOW.....	3	0.01
97 = REFUSED.....	1	0.00
98 = BLANK (NO ANSWER).....	823	1.47
99 = LEGITIMATE SKIP.....	54338	96.80

(HLTH2620, HLTH2626)

CAPROSTEST

Len : 2 TYPE OF CANCER: PROSTATE/TESTIS (MALES ONLY)

	<b>Freq</b>	<b>Pct</b>
1 = Yes.....	191	0.34
2 = No (not entered).....	373	0.66
85 = BAD DATA Logically assigned.....	27	0.05
94 = DON'T KNOW.....	2	0.00
98 = BLANK (NO ANSWER).....	824	1.47
99 = LEGITIMATE SKIP.....	54719	97.48

(HLTH2622)

CASKINOTH<sup>1</sup>

Len : 2 TYPE OF CANCER: SKIN (NOT MELANOMA)

	<b>Freq</b>	<b>Pct</b>
1 = Yes.....	232	0.41
2 = No (not entered).....	1285	2.29
85 = BAD DATA Logically assigned.....	45	0.08
94 = DON'T KNOW.....	5	0.01
97 = REFUSED.....	1	0.00
98 = BLANK (NO ANSWER).....	824	1.47
99 = LEGITIMATE SKIP.....	53744	95.74

(HLTH2623)

CASKINDK<sup>1</sup>

Len : 2 TYPE OF CANCER: SKIN DON'T KNOW WHICH KIND

	<b>Freq</b>	<b>Pct</b>
1 = Yes.....	94	0.17
2 = No (not entered).....	1423	2.53
85 = BAD DATA Logically assigned.....	45	0.08
94 = DON'T KNOW.....	5	0.01
97 = REFUSED.....	1	0.00
98 = BLANK (NO ANSWER).....	824	1.47
99 = LEGITIMATE SKIP.....	53744	95.74

(HLTH2628)

CATHYROID<sup>1</sup>

Len : 2 TYPE OF CANCER: THYROID

	<b>Freq</b>	<b>Pct</b>
1 = Yes.....	74	0.13
2 = No (not entered).....	1443	2.57
85 = BAD DATA Logically assigned.....	45	0.08
94 = DON'T KNOW.....	5	0.01
97 = REFUSED.....	1	0.00
98 = BLANK (NO ANSWER).....	824	1.47
99 = LEGITIMATE SKIP.....	53744	95.74

HEALTH

(HLTH2629)  
CAUTERUS<sup>1</sup>

Len : 2 TYPE OF CANCER: UTERUS (FEMALES ONLY)

	Freq	Pct
1 = Yes.....	52	0.09
2 = No (not entered).....	901	1.61
85 = BAD DATA Logically assigned.....	18	0.03
94 = DON'T KNOW.....	3	0.01
97 = REFUSED.....	1	0.00
98 = BLANK (NO ANSWER).....	823	1.47
99 = LEGITIMATE SKIP.....	54338	96.80

NOTE: The question corresponding to CANCERYR was skipped if respondents reported first being diagnosed with any form of cancer at their current age because it could be logically inferred that they had cancer in the past year.

Did you have cancer during the past 12 months?

(HLTH29)  
CANCERYR<sup>1</sup>

Len : 2 HAD ANY CANCER PAST 12 MONTHS

	Freq	Pct
1 = Yes.....	305	0.54
2 = No.....	1157	2.06
5 = Yes LOGICALLY ASSIGNED from skip pattern.....	87	0.15
85 = BAD DATA Logically assigned.....	13	0.02
94 = DON'T KNOW.....	5	0.01
97 = REFUSED.....	2	0.00
98 = BLANK (NO ANSWER).....	823	1.47
99 = LEGITIMATE SKIP.....	53744	95.74

NOTE: The variables HRTCONDAG, DIABETEAG, COPDAGE, CIRROSAGE, HEPBAGE, KIDNYDSAG, ASTHMAAGE, HIVAIDSAG, and HIGHBPAGE represent the ages when specific health conditions other than cancer were first diagnosed. Beginning in 2016, the questions instructed respondents to enter 1 if they were diagnosed before they were 1 year old. In 2016, however, respondents were still allowed to enter 0 for the age when they were first diagnosed. Beginning in 2017, a response of 0 is no longer allowed.

How old were you when your heart condition or heart disease was first diagnosed?

(HLTH30)  
HRTCONDAG<sup>1</sup>

Len : 3 AGE HEART CONDITION 1ST DIAGNOSED

	Freq	Pct
RANGE = 1 - 98.....	2978	5.30
985 = BAD DATA Logically assigned.....	16	0.03
994 = DON'T KNOW.....	85	0.15
997 = REFUSED.....	9	0.02
998 = BLANK (NO ANSWER).....	820	1.46
999 = LEGITIMATE SKIP.....	52228	93.04

NOTE: The question corresponding to HRTCONDYR was skipped if respondents reported first being diagnosed with a heart condition at their current age because it could be logically inferred that they a heart condition in the past year.

Did you have any kind of heart condition or heart disease in the past 12 months?

(HLTH31)  
HRTCONDYR<sup>1</sup>

Len : 2 HAD HEART CONDITION PAST 12 MONTHS

	Freq	Pct
1 = Yes.....	1489	2.65
2 = No.....	1434	2.55
5 = Yes LOGICALLY ASSIGNED from skip pattern.....	132	0.24
85 = BAD DATA Logically assigned.....	16	0.03
94 = DON'T KNOW.....	12	0.02
97 = REFUSED.....	5	0.01
98 = BLANK (NO ANSWER).....	820	1.46
99 = LEGITIMATE SKIP.....	52228	93.04

HEALTH

How old were you when your diabetes or sugar diabetes was first diagnosed?

(HLTH32)  
DIABETEAG<sup>1</sup>

Len : 3	AGE DIABETES 1ST DIAGNOSED		
	RANGE = 1 - 85 .....	<b>Freq</b>	<b>Pct</b>
	985 = BAD DATA Logically assigned .....	3009	5.36
	994 = DON'T KNOW .....	23	0.04
	997 = REFUSED .....	77	0.14
	998 = BLANK (NO ANSWER).....	14	0.02
	999 = LEGITIMATE SKIP.....	813	1.45
		52200	92.99

How old were you when your chronic bronchitis, emphysema, or chronic obstructive pulmonary disease, also called COPD were first diagnosed?

(HLTH33)  
COPDAGE<sup>1</sup>

Len : 3	AGE COPD 1ST DIAGNOSED		
	RANGE = 1 - 94 .....	<b>Freq</b>	<b>Pct</b>
	985 = BAD DATA Logically assigned .....	1177	2.10
	994 = DON'T KNOW .....	14	0.02
	997 = REFUSED .....	48	0.09
	998 = BLANK (NO ANSWER).....	5	0.01
	999 = LEGITIMATE SKIP.....	822	1.46
		54070	96.32

How old were you when your cirrhosis of the liver was first diagnosed?

(HLTH34)  
CIRROSAGE<sup>1</sup>

Len : 3	AGE CIRRHOSIS 1ST DIAGNOSED		
	RANGE = 1 - 79 .....	<b>Freq</b>	<b>Pct</b>
	985 = BAD DATA Logically assigned .....	88	0.16
	994 = DON'T KNOW .....	13	0.02
	997 = REFUSED .....	2	0.00
	998 = BLANK (NO ANSWER).....	823	1.47
	999 = LEGITIMATE SKIP.....	55210	98.35

How old were you when your hepatitis was first diagnosed?

(HLTH35)  
HEPBCAGE<sup>1</sup>

Len : 3	AGE HEPATITIS 1ST DIAGNOSED		
	RANGE = 1 - 75 .....	<b>Freq</b>	<b>Pct</b>
	985 = BAD DATA Logically assigned .....	379	0.68
	994 = DON'T KNOW .....	13	0.02
	997 = REFUSED .....	16	0.03
	998 = BLANK (NO ANSWER).....	823	1.47
	999 = LEGITIMATE SKIP.....	54905	97.81

How old were you when your kidney disease was first diagnosed?

(HLTH36)  
KIDNYDSAG<sup>1</sup>

Len : 3	AGE KIDNEY DISEASE 1ST DIAGNOSED		
	RANGE = 1 - 92 .....	<b>Freq</b>	<b>Pct</b>
	985 = BAD DATA Logically assigned .....	553	0.99
	994 = DON'T KNOW .....	13	0.02
	997 = REFUSED .....	17	0.03
	998 = BLANK (NO ANSWER).....	4	0.01
	999 = LEGITIMATE SKIP.....	823	1.47
		54726	97.49

HEALTH

How old were you when your asthma was first diagnosed?

(HLTH37)  
[ASTHMAAGE](#)<sup>1</sup>

Len : 3	AGE ASTHMA 1ST DIAGNOSED		
	RANGE = 1 - 87 .....	<b>Freq</b>	<b>Pct</b>
	985 = BAD DATA Logically assigned .....	5927	10.56
	994 = DON'T KNOW .....	13	0.02
	997 = REFUSED .....	408	0.73
	998 = BLANK (NO ANSWER).....	7	0.01
	999 = LEGITIMATE SKIP.....	823	1.47
		48958	87.21

Do you still have asthma?

(HLTH38)  
[ASTHMANOW](#)<sup>1</sup>

Len : 2	STILL HAVE ASTHMA		
	1 = Yes.....	<b>Freq</b>	<b>Pct</b>
	2 = No.....	4070	7.25
	85 = BAD DATA Logically assigned .....	2214	3.94
	94 = DON'T KNOW .....	13	0.02
	97 = REFUSED .....	56	0.10
	98 = BLANK (NO ANSWER) .....	2	0.00
	99 = LEGITIMATE SKIP.....	823	1.47
		48958	87.21

How old were you when you found out you had HIV or AIDS?

(HLTH39)  
[HIVAIDSAG](#)<sup>1</sup>

Len : 3	AGE 1ST FOUND OUT HAD HIV/AIDS		
	RANGE = 5 - 61 .....	<b>Freq</b>	<b>Pct</b>
	985 = BAD DATA Logically assigned .....	67	0.12
	998 = BLANK (NO ANSWER).....	13	0.02
	999 = LEGITIMATE SKIP.....	823	1.47
		55233	98.39

Are you currently taking prescription medicine for your high blood pressure?

(HLTH40)  
[HIGHBPMED](#)<sup>1</sup>

Len : 2	TAKING MEDS FOR HIGH BLOOD PRESSURE		
	1 = Yes.....	<b>Freq</b>	<b>Pct</b>
	2 = No.....	3893	6.93
	85 = BAD DATA Logically assigned .....	1276	2.27
	94 = DON'T KNOW .....	13	0.02
	98 = BLANK (NO ANSWER) .....	3	0.01
	99 = LEGITIMATE SKIP.....	823	1.47
		50128	89.30

How old were you when your high blood pressure was first diagnosed?

(HLTH41)  
[HIGHBPAGE](#)<sup>1</sup>

Len : 3	AGE WHEN HIGH BLOOD PRESSURE 1ST DIAGNOSED		
	RANGE = 1 - 90 .....	<b>Freq</b>	<b>Pct</b>
	985 = BAD DATA Logically assigned .....	3723	6.63
	994 = DON'T KNOW .....	10	0.02
	997 = REFUSED .....	161	0.29
	998 = BLANK (NO ANSWER).....	9	0.02
	999 = LEGITIMATE SKIP.....	829	1.48
		51404	91.57

RECODED HEALTH

**RECODED HEALTH**

NOTE: The variables in this section are recoded variables that were created from one or more of the edited variables from the preceding section.

NOTE: Certain source variables that were used to create recoded variables have valid values that might not have been reported or assigned for the current survey year. However, these values have been included in the general specifications in the codebook on how the recoded variables were created. See additional details about this issue in the Organization of the Data File section of this codebook introduction.

(PREGNANT)

PREG

Len : 1 RC-PREGNANT FEMALES AGED 12-44

	Freq	Pct
0 = Otherwise.....	55485	98.84
1 = Pregnant Females Aged 12-44 (PREGNANT=1) .....	651	1.16

(PREGNANT)

PREG2

Len : 1 RC-PREGNANCY STATUS OF FEMALES AGED 12-44

	Freq	Pct
. = Unknown (Otherwise).....	126	0.22
1 = Pregnant (PREGNANT=1).....	651	1.16
2 = Not Pregnant (PREGNANT=2) .....	21804	38.84
3 = Males/Females Not Aged 12-44 (PREGNANT=89,99).....	33555	59.77

(PREG)

TRIMEST

Len : 1 RC-CURRENT TRIMESTER OF PREGNANCY-FEMALES AGED 12-44

	Freq	Pct
. = Unknown .....	10	0.02
1 = 1st 3 Months of Pregnancy .....	205	0.37
2 = 2nd 3 Months of Pregnancy .....	239	0.43
3 = Last 3 Months of Pregnancy .....	197	0.35
4 = Males/Not Pregnant Females (PREG=0) .....	55485	98.84

BMI2 was created from the variables WTPOUND2 and HTINCHE2 according to the formula of 703 times WTPOUND2 divided by the square of HTINCHE2. BMI2 was set to a SAS missing value (unknown) if WTPOUND2 had a value of 9985, 9994, 9997, or 9998 or if HTINCHE2 had a value of 985, 994, 997, or 998.

(HTINCHE2, WTPOUND2)

BMI2

Len : 12 RC-BODY MASS INDEX (BMI)

	Freq	Pct
RANGE = 9.373333333 - 68.557024793.....	53198	94.77
. = Unknown (See comment above).....	2938	5.23

ADULT MENTAL HEALTH SERVICE UTILIZATION

**ADULT MENTAL HEALTH SERVICE UTILIZATION**

*The values in this section may be inconsistent with values for variables in other sections of the interview. Items in this section were edited when respondents legitimately skipped out of these items based on prior answers in earlier sections. Otherwise, variables in one section of the interview generally were not edited to make them consistent with variables in another section of the interview. This note applies to variables in this section marked by a<sup>1</sup>.*

NOTE: This variable incorporates the value from a probe question that was asked when the respondent answered REFUSED to this question.

These next questions are about treatment and counseling for problems with emotions, nerves or mental health. Please do not include treatment for alcohol or drug use.

During the past 12 months, have you stayed overnight or longer in a hospital or other facility to receive treatment or counseling for any problem you were having with your emotions, nerves, or mental health? Please do not include treatment for alcohol or drug use.

(ADMT01, ADMTREF1)

<u>AUINPYR</u> <sup>1</sup>	Len : 2 STAY OVNT IN HOSP FOR MH TRMT PST 12 MOS		
		<b>Freq</b>	<b>Pct</b>
	1 = Yes.....	528	0.94
	2 = No.....	42034	74.88
	85 = BAD DATA Logically assigned.....	3	0.01
	94 = DON'T KNOW.....	70	0.12
	97 = REFUSED.....	95	0.17
	98 = BLANK (NO ANSWER).....	9	0.02
	99 = LEGITIMATE SKIP.....	13397	23.87

Where did you stay overnight or longer to receive mental health treatment or counseling during the past 12 months?

(ADMT02)

<u>AUINPSYH</u> <sup>1</sup>	Len : 2 MH TRMT IN PRIV/PUB PSYCH HOSP PST 12 MOS		
		<b>Freq</b>	<b>Pct</b>
	1 = Response entered.....	141	0.25
	6 = Response not entered.....	366	0.65
	85 = BAD DATA Logically assigned.....	2	0.00
	94 = DON'T KNOW.....	13	0.02
	97 = REFUSED.....	103	0.18
	98 = BLANK (NO ANSWER).....	80	0.14
	99 = LEGITIMATE SKIP.....	55431	98.74

(ADMT02)

<u>AUINGEN</u> <sup>1</sup>	Len : 2 MH TRMT IN PSYCH UNIT OF GEN HOSP PST 12 MOS		
		<b>Freq</b>	<b>Pct</b>
	1 = Response entered.....	157	0.28
	6 = Response not entered.....	350	0.62
	94 = DON'T KNOW.....	13	0.02
	97 = REFUSED.....	103	0.18
	98 = BLANK (NO ANSWER).....	82	0.15
	99 = LEGITIMATE SKIP.....	55431	98.74

(ADMT02)

<u>AUINMEDU</u> <sup>1</sup>	Len : 2 MH TRMT IN MED UNIT OF GEN HOSP PST 12 MOS		
		<b>Freq</b>	<b>Pct</b>
	1 = Response entered.....	114	0.20
	6 = Response not entered.....	393	0.70
	94 = DON'T KNOW.....	13	0.02
	97 = REFUSED.....	103	0.18
	98 = BLANK (NO ANSWER).....	82	0.15
	99 = LEGITIMATE SKIP.....	55431	98.74

(ADMT02)

<u>AUINAHSP</u> <sup>1</sup>	Len : 2 MH TRMT IN ANOTHER TYPE HOSP PST 12 MOS		
		<b>Freq</b>	<b>Pct</b>
	1 = Response entered.....	47	0.08
	6 = Response not entered.....	460	0.82
	94 = DON'T KNOW.....	13	0.02
	97 = REFUSED.....	103	0.18
	98 = BLANK (NO ANSWER).....	82	0.15
	99 = LEGITIMATE SKIP.....	55431	98.74

ADULT MENTAL HEALTH SERVICE UTILIZATION

(ADMT02)  
AUNRESD<sup>1</sup>

Len : 2 MH TRMT IN RESID TRMT CENTER PST 12 MOS

	Freq	Pct
1 = Response entered .....	44	0.08
6 = Response not entered .....	463	0.82
94 = DON'T KNOW .....	13	0.02
97 = REFUSED .....	103	0.18
98 = BLANK (NO ANSWER) .....	82	0.15
99 = LEGITIMATE SKIP .....	55431	98.74

(ADMT02)  
AUNSFAC<sup>1</sup>

Len : 2 MH TRMT IN SOME OTHER FACIL PST 12 MOS

	Freq	Pct
1 = Response entered .....	63	0.11
6 = Response not entered .....	444	0.79
94 = DON'T KNOW .....	13	0.02
97 = REFUSED .....	103	0.18
98 = BLANK (NO ANSWER) .....	82	0.15
99 = LEGITIMATE SKIP .....	55431	98.74

During the past 12 months, how many nights did you spend in a private or public psychiatric hospital for mental health care?

(ADMT04)  
AUNMPHY<sup>2</sup>

Len : 3 # NIGHTS IN PRIV/PUB PSYCH HOSP PST 12 MOS

	Freq	Pct
RANGE = 1 - 30 .....	134	0.24
31 = 31 or more .....	6	0.01
985 = BAD DATA Logically assigned .....	2	0.00
994 = DON'T KNOW .....	1	0.00
997 = REFUSED .....	103	0.18
998 = BLANK (NO ANSWER) .....	93	0.17
999 = LEGITIMATE SKIP .....	55797	99.40

During the past 12 months, how many nights did you spend in the psychiatric unit of a general hospital for mental health care?

(ADMT05)  
AUNMPGE<sup>2</sup>

Len : 3 # NIGHTS IN PSYCH UNIT OF GEN HOSP PST 12 MOS

	Freq	Pct
RANGE = 1 - 29 .....	152	0.27
31 = 31 or more .....	1	0.00
994 = DON'T KNOW .....	4	0.01
997 = REFUSED .....	103	0.18
998 = BLANK (NO ANSWER) .....	95	0.17
999 = LEGITIMATE SKIP .....	55781	99.37

During the past 12 months, how many nights did you spend in the medical unit of a general hospital for mental health care?

(ADMT06)  
AUNMMED<sup>2</sup>

Len : 3 # NIGHTS IN MED UNIT OF GEN HOSP PST 12 MOS

	Freq	Pct
RANGE = 1 - 20 .....	109	0.19
994 = DON'T KNOW .....	2	0.00
997 = REFUSED .....	106	0.19
998 = BLANK (NO ANSWER) .....	95	0.17
999 = LEGITIMATE SKIP .....	55824	99.44

During the past 12 months, how many nights did you spend in some other type of hospital for mental health care?

(ADMT07)  
AUNMAHS<sup>2</sup>

Len : 3 # NIGHTS IN ANOTHER TYPE OF HOSP PST 12 MOS

	Freq	Pct
RANGE = 1 - 30 .....	46	0.08
994 = DON'T KNOW .....	1	0.00
997 = REFUSED .....	103	0.18
998 = BLANK (NO ANSWER) .....	95	0.17
999 = LEGITIMATE SKIP .....	55891	99.56

ADULT MENTAL HEALTH SERVICE UTILIZATION

During the past 12 months, how many nights did you spend in a residential treatment center for mental health care?

(ADMT08)  
AUNMRES2<sup>1</sup>

Len : 3 # NIGHTS IN RESID TRMT CENTER PST 12 MOS		
RANGE = 1 - 30 .....	<b>Freq</b>	<b>Pct</b>
31 = 31 or more.....	30	0.05
994 = DON'T KNOW .....	11	0.02
997 = REFUSED .....	2	0.00
998 = BLANK (NO ANSWER).....	104	0.19
999 = LEGITIMATE SKIP.....	95	0.17
	55894	99.57

During the past 12 months, how many nights did you spend in some other type of facility for mental health care?

(ADMT09)  
AUNMSFA2<sup>1</sup>

Len : 3 # NIGHTS IN SOME OTHER FACIL PST 12 MOS		
RANGE = 1 - 30 .....	<b>Freq</b>	<b>Pct</b>
31 = 31 or more.....	53	0.09
994 = DON'T KNOW .....	3	0.01
997 = REFUSED .....	3	0.01
998 = BLANK (NO ANSWER).....	107	0.19
999 = LEGITIMATE SKIP.....	95	0.17
	55875	99.54

Who paid or will pay for the inpatient mental health care you received during the past 12 months?

(ADMT10)  
AUPINSLF<sup>1</sup>

Len : 2 INPAT MH CARE PYMNT: SELF OR LIVE-IN FAM MBR		
1 = Response entered .....	<b>Freq</b>	<b>Pct</b>
6 = Response not entered .....	123	0.22
85 = BAD DATA Logically assigned .....	373	0.66
94 = DON'T KNOW .....	2	0.00
97 = REFUSED .....	17	0.03
98 = BLANK (NO ANSWER) .....	110	0.20
99 = LEGITIMATE SKIP.....	80	0.14
	55431	98.74

(ADMT10)  
AUPINOFM<sup>1</sup>

Len : 2 INPAT MH CARE PYMNT: FAM MBR NOT LIVING W/YOU		
1 = Response entered .....	<b>Freq</b>	<b>Pct</b>
6 = Response not entered .....	35	0.06
94 = DON'T KNOW .....	461	0.82
97 = REFUSED .....	17	0.03
98 = BLANK (NO ANSWER) .....	110	0.20
99 = LEGITIMATE SKIP.....	82	0.15
	55431	98.74

(ADMT10)  
AUPINPHI<sup>1</sup>

Len : 2 INPAT MH CARE PYMNT: PRIVATE HEALTH INSUR		
1 = Response entered .....	<b>Freq</b>	<b>Pct</b>
6 = Response not entered .....	79	0.14
94 = DON'T KNOW .....	417	0.74
97 = REFUSED .....	17	0.03
98 = BLANK (NO ANSWER) .....	110	0.20
99 = LEGITIMATE SKIP.....	82	0.15
	55431	98.74

(ADMT10)  
AUPINMCR<sup>1</sup>

Len : 2 INPATIENT MH CARE PAYMENT: MEDICARE		
1 = Response entered .....	<b>Freq</b>	<b>Pct</b>
6 = Response not entered .....	96	0.17
94 = DON'T KNOW .....	400	0.71
97 = REFUSED .....	17	0.03
98 = BLANK (NO ANSWER) .....	110	0.20
99 = LEGITIMATE SKIP.....	82	0.15
	55431	98.74



ADULT MENTAL HEALTH SERVICE UTILIZATION

(ADMT10)  
AUPINMCD<sup>1</sup>

Len : 2 INPATIENT MH CARE PAYMENT: MEDICAID		<b>Freq</b>	<b>Pct</b>
1 = Response entered .....		139	0.25
6 = Response not entered .....		357	0.64
94 = DON'T KNOW .....		17	0.03
97 = REFUSED .....		110	0.20
98 = BLANK (NO ANSWER) .....		82	0.15
99 = LEGITIMATE SKIP .....		55431	98.74

(ADMT10)  
AUPINREH<sup>1</sup>

Len : 2 INPAT MH CARE PYMNT: REHABILITATION PROG		<b>Freq</b>	<b>Pct</b>
1 = Response entered .....		1	0.00
6 = Response not entered .....		495	0.88
94 = DON'T KNOW .....		17	0.03
97 = REFUSED .....		110	0.20
98 = BLANK (NO ANSWER) .....		82	0.15
99 = LEGITIMATE SKIP .....		55431	98.74

(ADMT10)  
AUPINEMP<sup>1</sup>

Len : 2 INPATIENT MH CARE PAYMENT: EMPLOYER		<b>Freq</b>	<b>Pct</b>
1 = Response entered .....		12	0.02
6 = Response not entered .....		484	0.86
94 = DON'T KNOW .....		17	0.03
97 = REFUSED .....		110	0.20
98 = BLANK (NO ANSWER) .....		82	0.15
99 = LEGITIMATE SKIP .....		55431	98.74

(ADMT10)  
AUPINMIL<sup>1</sup>

Len : 2 INPATIENT MH CARE PAYMENT: MILITARY SOURCE		<b>Freq</b>	<b>Pct</b>
1 = Response entered .....		16	0.03
6 = Response not entered .....		480	0.86
94 = DON'T KNOW .....		17	0.03
97 = REFUSED .....		110	0.20
98 = BLANK (NO ANSWER) .....		82	0.15
99 = LEGITIMATE SKIP .....		55431	98.74

(ADMT10)  
AUPINPUB<sup>1</sup>

Len : 2 INPAT MH CARE PYMNT: OTHER PUBLIC SOURCE		<b>Freq</b>	<b>Pct</b>
1 = Response entered .....		16	0.03
6 = Response not entered .....		480	0.86
94 = DON'T KNOW .....		17	0.03
97 = REFUSED .....		110	0.20
98 = BLANK (NO ANSWER) .....		82	0.15
99 = LEGITIMATE SKIP .....		55431	98.74

(ADMT10)  
AUPINPRV<sup>1</sup>

Len : 2 INPAT MH CARE PYMNT: OTHER PRIVATE SOURCE		<b>Freq</b>	<b>Pct</b>
1 = Response entered .....		6	0.01
6 = Response not entered .....		490	0.87
94 = DON'T KNOW .....		17	0.03
97 = REFUSED .....		110	0.20
98 = BLANK (NO ANSWER) .....		82	0.15
99 = LEGITIMATE SKIP .....		55431	98.74

ADULT MENTAL HEALTH SERVICE UTILIZATION

(ADMT10)  
AUPINFRE<sup>1</sup>

Len : 2 INPATIENT MENTAL HEALTH CARE WAS FREE

	Freq	Pct
1 = Response entered .....	55	0.10
6 = Response not entered .....	441	0.79
94 = DON'T KNOW .....	17	0.03
97 = REFUSED .....	110	0.20
98 = BLANK (NO ANSWER) .....	82	0.15
99 = LEGITIMATE SKIP .....	55431	98.74

How much did you or your family pay for the inpatient mental health care you received during the past 12 months? Do not count any money that has been or will be reimbursed by insurance or any other source.

(ADMT12)  
AUPINFM2<sup>1</sup>

Len : 2 AMT YOU/FAMILY PAID FOR INPAT MH CARE

	Freq	Pct
1 = Less than \$100 .....	37	0.07
2 = \$100 to \$200 .....	12	0.02
3 = \$201 to \$500 .....	14	0.02
4 = \$501 to \$900 .....	13	0.02
5 = \$901 to \$1,500 .....	12	0.02
6 = \$1,501 to \$2,000 .....	7	0.01
7 = \$2,001 to \$5,000 .....	10	0.02
8 = More than \$5,000 .....	30	0.05
85 = BAD DATA Logically assigned .....	2	0.00
94 = DON'T KNOW .....	17	0.03
97 = REFUSED .....	111	0.20
98 = BLANK (NO ANSWER) .....	98	0.17
99 = LEGITIMATE SKIP .....	55773	99.35

NOTE: This variable incorporates the value from a probe question that was asked when the respondent answered REFUSED to this question.

The list below includes some of the places where people can get outpatient treatment or counseling for problems with their emotions, nerves, or mental health.

During the past 12 months, did you receive any outpatient treatment or counseling for any problem you were having with your emotions, nerves, or mental health at any of the places listed below? Please do not include treatment for alcohol or drug use.

- An outpatient mental health clinic or center
- The office of a private therapist, psychologist, psychiatrist, social worker, or counselor that was not part of a clinic
- A doctor's office that was not part of a clinic
- An outpatient medical clinic
- A partial day hospital or day treatment program
- Some other place

(ADMT13, ADMTREF2)  
AUOPTYR<sup>1</sup>

Len : 2 RCVD OUTPATIENT MH TRMT PST 12 MOS

	Freq	Pct
1 = Yes .....	4093	7.29
2 = No .....	38402	68.41
3 = Yes LOGICALLY ASSIGNED (from AUALOTS2) .....	2	0.00
85 = BAD DATA Logically assigned .....	3	0.01
94 = DON'T KNOW .....	117	0.21
97 = REFUSED .....	113	0.20
98 = BLANK (NO ANSWER) .....	9	0.02
99 = LEGITIMATE SKIP .....	13397	23.87

ADULT MENTAL HEALTH SERVICE UTILIZATION

Where did you receive outpatient mental health treatment or counseling during the past 12 months?

(ADMT14)  
AUOPMENT<sup>1</sup>

Len : 2 MH TRMT IN OUTPATIENT MH CNTR PST 12 MOS		
	<b>Freq</b>	<b>Pct</b>
1 = Response entered.....	1047	1.87
3 = Response entered LOGICALLY ASSIGNED .....	6	0.01
5 = Response entered LOG ASSN (from AUALOTS2).....	1	0.00
6 = Response not entered .....	3019	5.38
85 = BAD DATA Logically assigned .....	4	0.01
94 = DON'T KNOW .....	11	0.02
97 = REFUSED .....	121	0.22
98 = BLANK (NO ANSWER) .....	128	0.23
99 = LEGITIMATE SKIP.....	51799	92.27

(ADMT14)  
AUOPTHER<sup>1</sup>

Len : 2 MH TRMT IN PRIV THERAPIST'S OFC PST 12 MOS		
	<b>Freq</b>	<b>Pct</b>
1 = Response entered.....	2497	4.45
3 = Response entered LOGICALLY ASSIGNED .....	4	0.01
6 = Response not entered .....	1571	2.80
85 = BAD DATA Logically assigned .....	2	0.00
94 = DON'T KNOW .....	11	0.02
97 = REFUSED .....	121	0.22
98 = BLANK (NO ANSWER) .....	131	0.23
99 = LEGITIMATE SKIP.....	51799	92.27

(ADMT14)  
AUOPDOC<sup>1</sup>

Len : 2 MH TRMT IN NON-CLINIC DR.'S OFC PST 12 MOS		
	<b>Freq</b>	<b>Pct</b>
1 = Response entered.....	562	1.00
6 = Response not entered .....	3510	6.25
85 = BAD DATA Logically assigned .....	2	0.00
94 = DON'T KNOW .....	11	0.02
97 = REFUSED .....	121	0.22
98 = BLANK (NO ANSWER) .....	131	0.23
99 = LEGITIMATE SKIP.....	51799	92.27

(ADMT14)  
AUOPCLNC<sup>1</sup>

Len : 2 MH TRMT IN OUTPAT MED CLINIC PST 12 MOS		
	<b>Freq</b>	<b>Pct</b>
1 = Response entered.....	225	0.40
3 = Response entered LOGICALLY ASSIGNED .....	6	0.01
5 = Response entered LOG ASSN (from AUALOTS2).....	1	0.00
6 = Response not entered .....	3841	6.84
85 = BAD DATA Logically assigned .....	2	0.00
94 = DON'T KNOW .....	11	0.02
97 = REFUSED .....	121	0.22
98 = BLANK (NO ANSWER) .....	130	0.23
99 = LEGITIMATE SKIP.....	51799	92.27

(ADMT14)  
AUOPDTMT<sup>1</sup>

Len : 2 MH TRMT IN DAY TREATMENT PGM PST 12 MOS		
	<b>Freq</b>	<b>Pct</b>
1 = Response entered.....	72	0.13
6 = Response not entered .....	4000	7.13
85 = BAD DATA Logically assigned .....	2	0.00
94 = DON'T KNOW .....	11	0.02
97 = REFUSED .....	121	0.22
98 = BLANK (NO ANSWER) .....	131	0.23
99 = LEGITIMATE SKIP.....	51799	92.27

ADULT MENTAL HEALTH SERVICE UTILIZATION

(ADMT14)  
AUOPOTOP<sup>1</sup>

Len : 2 MH TRMT IN OTHER OUTPAT PLACE PST 12 MOS

	Freq	Pct
1 = Response entered .....	281	0.50
6 = Response not entered .....	3792	6.76
85 = BAD DATA Logically assigned .....	1	0.00
94 = DON'T KNOW .....	11	0.02
97 = REFUSED .....	121	0.22
98 = BLANK (NO ANSWER) .....	131	0.23
99 = LEGITIMATE SKIP .....	51799	92.27

(ADMT15SC)  
AUOPYRS<sup>2</sup>

Len : 2 OTH FACIL RCVD OUTPAT MH TRMT PAST 12 MOS

	Freq	Pct
1 = An outpatient mental health clinic or center.....	6	0.01
2 = Non-clinic therapist/psychologist/counselor .....	5	0.01
4 = An outpatient medical clinic .....	6	0.01
6 = Some other place.....	15	0.03
8 = Family member(s)/home.....	8	0.01
9 = School or university setting/clinic/center .....	55	0.10
10 = Spiritual or religious advisor.....	14	0.02
11 = Support group/self-help group .....	8	0.01
13 = Therapist/psychologist/counselor; locale unspcfd .....	9	0.02
14 = A doctor's office; location unspecified.....	19	0.03
15 = Work/parents' work/EAP/job training/career counslng .....	9	0.02
16 = Victims assist (inc dom viol shelter/rape crisis).....	3	0.01
18 = Military facility/VA .....	22	0.04
19 = Emergency room.....	4	0.01
23 = Hospital/skilled nursing facty; mntl hlth unspfd .....	3	0.01
24 = Clinic/center/agcy/pgm/class; type/govt/MH unspcfd.....	5	0.01
52 = In-home professional counseling .....	5	0.01
56 = Phone/online counseling, hotline/crisis unspcfd.....	17	0.03
58 = Faith-based formal program/facility.....	3	0.01
70 = Name of facility/program or description given .....	29	0.05
71 = Drug or alcohol treatment/counseling specified .....	3	0.01
75 = Outpatient; facility type unspecified .....	3	0.01
85 = BAD DATA Logically assigned .....	7	0.01
94 = DON'T KNOW .....	12	0.02
97 = REFUSED .....	133	0.24
98 = BLANK (NO ANSWER) .....	142	0.25
99 = LEGITIMATE SKIP .....	55591	99.03

During the past 12 months, how many visits did you make to an outpatient mental health clinic or center for mental health care?

(ADMT16)  
AUNMMEN<sup>2</sup>

Len : 3 # VISITS TO OUTPATIENT MH CNTR PST 12 MOS

	Freq	Pct
RANGE = 1 - 30 .....	935	1.67
31 = 31 or more.....	84	0.15
985 = BAD DATA Logically assigned .....	4	0.01
994 = DON'T KNOW .....	34	0.06
997 = REFUSED .....	121	0.22
998 = BLANK (NO ANSWER).....	140	0.25
999 = LEGITIMATE SKIP .....	54818	97.65

During the past 12 months, how many outpatient visits did you make to a private therapist, psychologist, psychiatrist, social worker, or counselor for mental health care?

(ADMT17)  
AUNMTHE<sup>2</sup>

Len : 3 # VISITS TO PRIV THERAPIST'S OFC PST 12 MOS

	Freq	Pct
RANGE = 1 - 30 .....	2213	3.94
31 = 31 or more.....	232	0.41
985 = BAD DATA Logically assigned .....	2	0.00
994 = DON'T KNOW .....	53	0.09
997 = REFUSED .....	124	0.22
998 = BLANK (NO ANSWER).....	142	0.25
999 = LEGITIMATE SKIP .....	53370	95.07

ADULT MENTAL HEALTH SERVICE UTILIZATION

During the past 12 months, how many outpatient visits did you make to a doctor's office for mental health care?

(ADMT18)  
AUNMDOC2<sup>1</sup>

Len : 3 # VISITS TO NON-CLINIC DR.'S OFC PST 12 MOS		
RANGE = 1 - 30 .....	<b>Freq</b>	<b>Pct</b>
31 = 31 or more.....	543	0.97
985 = BAD DATA Logically assigned .....	6	0.01
994 = DON'T KNOW .....	2	0.00
997 = REFUSED .....	12	0.02
998 = BLANK (NO ANSWER).....	122	0.22
999 = LEGITIMATE SKIP.....	142	0.25
	55309	98.53

During the past 12 months, how many outpatient visits did you make to an outpatient medical clinic for mental health care?

(ADMT19)  
AUNMCLN2<sup>1</sup>

Len : 3 # VISITS TO OUTPAT MED CLINIC PST 12 MOS		
RANGE = 1 - 30 .....	<b>Freq</b>	<b>Pct</b>
31 = 31 or more.....	198	0.35
985 = BAD DATA Logically assigned .....	22	0.04
994 = DON'T KNOW .....	2	0.00
997 = REFUSED .....	10	0.02
998 = BLANK (NO ANSWER).....	122	0.22
999 = LEGITIMATE SKIP.....	142	0.25
	55640	99.12

During the past 12 months, how many outpatient visits did you make to a partial day hospital or day treatment program for mental health care?

(ADMT20)  
AUNMDTM2<sup>1</sup>

Len : 3 # VISITS TO DAY TREATMENT PGM PST 12 MOS		
RANGE = 1 - 30 .....	<b>Freq</b>	<b>Pct</b>
31 = 31 or more.....	52	0.09
985 = BAD DATA Logically assigned .....	12	0.02
994 = DON'T KNOW .....	2	0.00
997 = REFUSED .....	8	0.01
998 = BLANK (NO ANSWER).....	121	0.22
999 = LEGITIMATE SKIP.....	142	0.25
	55799	99.40

During the past 12 months, how many outpatient visits did you make to some other type of facility for mental health care?

(ADMT21)  
AUNMOTO2<sup>1</sup>

Len : 3 # VISIT OTPT SOME OTHER FACILITY PST 12 MOS		
RANGE = 1 - 30 .....	<b>Freq</b>	<b>Pct</b>
31 = 31 or more.....	242	0.43
985 = BAD DATA Logically assigned .....	14	0.02
994 = DON'T KNOW .....	1	0.00
997 = REFUSED .....	17	0.03
998 = BLANK (NO ANSWER).....	129	0.23
999 = LEGITIMATE SKIP.....	142	0.25
	55591	99.03

Who paid or will pay for the outpatient mental health care you received during the past 12 months?

(ADMT22)  
AUPOPSLF<sup>1</sup>

Len : 2 OUPAT MH CARE PYMNT: SELF OR LIVE-IN FAM MBR		
1 = Response entered .....	<b>Freq</b>	<b>Pct</b>
6 = Response not entered .....	1551	2.76
85 = BAD DATA Logically assigned .....	2474	4.41
94 = DON'T KNOW .....	1	0.00
97 = REFUSED .....	46	0.08
98 = BLANK (NO ANSWER) .....	135	0.24
99 = LEGITIMATE SKIP.....	130	0.23
	51799	92.27

ADULT MENTAL HEALTH SERVICE UTILIZATION

(ADMT22)  
AUPOPOFM<sup>1</sup>

Len : 2 OUPAT MH CARE PYMNT: FAM MBR NOT LIVING W/YOU

	Freq	Pct
1 = Response entered .....	189	0.34
6 = Response not entered .....	3836	6.83
94 = DON'T KNOW .....	46	0.08
97 = REFUSED .....	135	0.24
98 = BLANK (NO ANSWER) .....	131	0.23
99 = LEGITIMATE SKIP .....	51799	92.27

(ADMT22)  
AUPOPPI<sup>1</sup>

Len : 2 OUPAT MH CARE PYMNT: PRIVATE HEALTH INSUR

	Freq	Pct
1 = Response entered .....	1494	2.66
6 = Response not entered .....	2531	4.51
94 = DON'T KNOW .....	46	0.08
97 = REFUSED .....	135	0.24
98 = BLANK (NO ANSWER) .....	131	0.23
99 = LEGITIMATE SKIP .....	51799	92.27

(ADMT22)  
AUPOPMCR<sup>1</sup>

Len : 2 OUTPATIENT MH CARE PAYMENT: MEDICARE

	Freq	Pct
1 = Response entered .....	487	0.87
6 = Response not entered .....	3538	6.30
94 = DON'T KNOW .....	46	0.08
97 = REFUSED .....	135	0.24
98 = BLANK (NO ANSWER) .....	131	0.23
99 = LEGITIMATE SKIP .....	51799	92.27

(ADMT22)  
AUPOPMCD<sup>1</sup>

Len : 2 OUTPATIENT MH CARE PAYMENT: MEDICAID

	Freq	Pct
1 = Response entered .....	613	1.09
6 = Response not entered .....	3412	6.08
94 = DON'T KNOW .....	46	0.08
97 = REFUSED .....	135	0.24
98 = BLANK (NO ANSWER) .....	131	0.23
99 = LEGITIMATE SKIP .....	51799	92.27

(ADMT22)  
AUPOPPEH<sup>1</sup>

Len : 2 OUPAT MH CARE PYMNT: REHABILITATION PROG

	Freq	Pct
1 = Response entered .....	7	0.01
6 = Response not entered .....	4018	7.16
94 = DON'T KNOW .....	46	0.08
97 = REFUSED .....	135	0.24
98 = BLANK (NO ANSWER) .....	131	0.23
99 = LEGITIMATE SKIP .....	51799	92.27

(ADMT22)  
AUPOPEMP<sup>1</sup>

Len : 2 OUTPATIENT MH CARE PAYMENT: EMPLOYER

	Freq	Pct
1 = Response entered .....	258	0.46
6 = Response not entered .....	3767	6.71
94 = DON'T KNOW .....	46	0.08
97 = REFUSED .....	135	0.24
98 = BLANK (NO ANSWER) .....	131	0.23
99 = LEGITIMATE SKIP .....	51799	92.27

ADULT MENTAL HEALTH SERVICE UTILIZATION

(ADMT22)  
AUPOP MIL<sup>1</sup>

Len : 2 OUTPATIENT MH CARE PAYMENT: MILITARY SOURCE

	Freq	Pct
1 = Response entered .....	144	0.26
6 = Response not entered .....	3881	6.91
94 = DON'T KNOW .....	46	0.08
97 = REFUSED .....	135	0.24
98 = BLANK (NO ANSWER) .....	131	0.23
99 = LEGITIMATE SKIP .....	51799	92.27

(ADMT22)  
AUPOP PUB<sup>1</sup>

Len : 2 OUPAT MH CARE PYMNT: OTHER PUBLIC SOURCE

	Freq	Pct
1 = Response entered .....	94	0.17
6 = Response not entered .....	3931	7.00
94 = DON'T KNOW .....	46	0.08
97 = REFUSED .....	135	0.24
98 = BLANK (NO ANSWER) .....	131	0.23
99 = LEGITIMATE SKIP .....	51799	92.27

(ADMT22)  
AUPOP PRV<sup>1</sup>

Len : 2 OUPAT MH CARE PYMNT: OTHER PRIVATE SOURCE

	Freq	Pct
1 = Response entered .....	45	0.08
6 = Response not entered .....	3980	7.09
94 = DON'T KNOW .....	46	0.08
97 = REFUSED .....	135	0.24
98 = BLANK (NO ANSWER) .....	131	0.23
99 = LEGITIMATE SKIP .....	51799	92.27

(ADMT22)  
AUPOP FRE<sup>1</sup>

Len : 2 OUTPATIENT MENTAL HEALTH CARE WAS FREE

	Freq	Pct
1 = Response entered .....	311	0.55
6 = Response not entered .....	3714	6.62
85 = BAD DATA Logically assigned .....	1	0.00
94 = DON'T KNOW .....	46	0.08
97 = REFUSED .....	135	0.24
98 = BLANK (NO ANSWER) .....	130	0.23
99 = LEGITIMATE SKIP .....	51799	92.27

Who paid or will pay most of the cost for the outpatient mental health care you received during the past 12 months?

(ADMT23)  
AUPOP MOS<sup>1</sup>

Len : 2 PAYMENT FOR MOST OF OUTPATIENT MH CARE

	Freq	Pct
1 = Self or a family member living with you .....	237	0.42
2 = A family member who does not live with you .....	34	0.06
3 = Private health insurance .....	473	0.84
4 = Medicare .....	150	0.27
5 = Medicaid .....	52	0.09
7 = Employer .....	42	0.07
8 = VA or other military program .....	14	0.02
9 = Other public source .....	9	0.02
10 = Other private source .....	3	0.01
11 = No one paid because the treatment was free .....	10	0.02
97 = REFUSED .....	135	0.24
98 = BLANK (NO ANSWER) .....	178	0.32
99 = LEGITIMATE SKIP .....	54799	97.62

ADULT MENTAL HEALTH SERVICE UTILIZATION

How much did you or your family pay for the outpatient mental health care you received during the past 12 months? Do not count any money that has been or will be reimbursed by insurance or any other source.

(ADMT24)

AUPOPAMT<sup>1</sup>

Len : 2 AMT YOU/FAMILY PAID FOR OUPAT MH CARE

	Freq	Pct
1 = Less than \$100.....	406	0.72
2 = \$100 to \$200.....	289	0.51
3 = \$201 to \$500.....	345	0.61
4 = \$501 to \$900.....	219	0.39
5 = \$901 to \$1,500.....	144	0.26
6 = \$1,501 to \$2,000.....	59	0.11
7 = \$2,001 to \$5,000.....	94	0.17
8 = More than \$5,000.....	40	0.07
85 = BAD DATA Logically assigned.....	1	0.00
94 = DON'T KNOW.....	87	0.15
97 = REFUSED.....	137	0.24
98 = BLANK (NO ANSWER).....	178	0.32
99 = LEGITIMATE SKIP.....	54137	96.44

NOTE: This variable incorporates the value from a probe question that was asked when the respondent answered REFUSED to this question.

During the past 12 months, did you take any prescription medication that was prescribed for you to treat a mental or emotional condition?

(ADMT25, ADMTREF3)

AURXYR<sup>1</sup>

Len : 2 TOOK ANY PRESCRIP MED FOR MH COND PAST 12 MOS

	Freq	Pct
1 = Yes.....	5960	10.62
2 = No.....	36571	65.15
3 = Yes Logically assigned.....	1	0.00
85 = BAD DATA Logically assigned.....	3	0.01
94 = DON'T KNOW.....	85	0.15
97 = REFUSED.....	108	0.19
98 = BLANK (NO ANSWER).....	11	0.02
99 = LEGITIMATE SKIP.....	13397	23.87

During the past 12 months, was there any time when you needed mental health treatment or counseling for yourself but didn't get it?

(ADMT26)

AUUNMTYR<sup>1</sup>

Len : 2 NEEDED MH TRMT BUT DIDN'T GET IT PAST 12 MOS

	Freq	Pct
1 = Yes.....	4203	7.49
2 = No.....	38282	68.20
85 = BAD DATA Logically assigned.....	3	0.01
94 = DON'T KNOW.....	112	0.20
97 = REFUSED.....	128	0.23
98 = BLANK (NO ANSWER).....	11	0.02
99 = LEGITIMATE SKIP.....	13397	23.87

Which of these statements explains why you did not get the mental health treatment or counseling you needed?

(ADMT27)

AUUNCOST<sup>1</sup>

Len : 2 NO MH TMT COULDN'T AFFORD COST

	Freq	Pct
1 = Response entered.....	1717	3.06
3 = Response entered LOGICALLY ASSIGNED.....	4	0.01
6 = Response not entered.....	2458	4.38
85 = BAD DATA Logically assigned.....	3	0.01
94 = DON'T KNOW.....	10	0.02
97 = REFUSED.....	142	0.25
98 = BLANK (NO ANSWER).....	123	0.22
99 = LEGITIMATE SKIP.....	51679	92.06



ADULT MENTAL HEALTH SERVICE UTILIZATION

(ADMT27)  
AUUNNBR<sup>1</sup>

Len : 2 NO MH TMT CONCERN ABOUT OPIN OF NEIGHBRS

	Freq	Pct
1 = Response entered .....	480	0.86
3 = Response entered LOGICALLY ASSIGNED .....	1	0.00
6 = Response not entered .....	3698	6.59
94 = DON'T KNOW .....	10	0.02
97 = REFUSED .....	142	0.25
98 = BLANK (NO ANSWER) .....	126	0.22
99 = LEGITIMATE SKIP .....	51679	92.06

(ADMT27)  
AUUNJOB<sup>1</sup>

Len : 2 NO MH TMT CONCERN ABOUT EFFECT ON JOB

	Freq	Pct
1 = Response entered .....	379	0.68
6 = Response not entered .....	3800	6.77
94 = DON'T KNOW .....	10	0.02
97 = REFUSED .....	142	0.25
98 = BLANK (NO ANSWER) .....	126	0.22
99 = LEGITIMATE SKIP .....	51679	92.06

(ADMT27)  
AUUNNCOV<sup>1</sup>

Len : 2 NO MH TMT HEALTH INSUR DIDN'T COVER

	Freq	Pct
1 = Response entered .....	315	0.56
3 = Response entered LOGICALLY ASSIGNED .....	1	0.00
6 = Response not entered .....	3863	6.88
85 = BAD DATA Logically assigned .....	1	0.00
94 = DON'T KNOW .....	10	0.02
97 = REFUSED .....	142	0.25
98 = BLANK (NO ANSWER) .....	125	0.22
99 = LEGITIMATE SKIP .....	51679	92.06

(ADMT27)  
AUUNENUF<sup>1</sup>

Len : 2 NO MH TMT NOT ENUF HEALTH INSUR COVERAGE

	Freq	Pct
1 = Response entered .....	578	1.03
3 = Response entered LOGICALLY ASSIGNED .....	2	0.00
6 = Response not entered .....	3599	6.41
94 = DON'T KNOW .....	10	0.02
97 = REFUSED .....	142	0.25
98 = BLANK (NO ANSWER) .....	126	0.22
99 = LEGITIMATE SKIP .....	51679	92.06

(ADMT27)  
AUUNWHER<sup>1</sup>

Len : 2 NO MH TMT DIDN'T KNOW WHERE TO GO FOR SVC

	Freq	Pct
1 = Response entered .....	1070	1.91
3 = Response entered LOGICALLY ASSIGNED .....	8	0.01
6 = Response not entered .....	3101	5.52
85 = BAD DATA Logically assigned .....	1	0.00
94 = DON'T KNOW .....	10	0.02
97 = REFUSED .....	142	0.25
98 = BLANK (NO ANSWER) .....	125	0.22
99 = LEGITIMATE SKIP .....	51679	92.06

(ADMT27)  
AUUNCFID<sup>1</sup>

Len : 2 NO MH TMT CONCERN ABOUT CONFIDENTIALITY

	Freq	Pct
1 = Response entered .....	399	0.71
3 = Response entered LOGICALLY ASSIGNED .....	2	0.00
6 = Response not entered .....	3778	6.73
94 = DON'T KNOW .....	10	0.02
97 = REFUSED .....	142	0.25
98 = BLANK (NO ANSWER) .....	126	0.22
99 = LEGITIMATE SKIP .....	51679	92.06

ADULT MENTAL HEALTH SERVICE UTILIZATION

(ADMT27)  
AUUNCMIT<sup>1</sup>

Len : 2 NO MH TMT MIGHT BE COMMITTED/TAKE MEDS		
	<b>Freq</b>	<b>Pct</b>
1 = Response entered .....	612	1.09
3 = Response entered LOGICALLY ASSIGNED .....	16	0.03
6 = Response not entered .....	3551	6.33
94 = DON'T KNOW .....	10	0.02
97 = REFUSED .....	142	0.25
98 = BLANK (NO ANSWER) .....	126	0.22
99 = LEGITIMATE SKIP .....	51679	92.06

Which of these statements explain why you did not get the mental health treatment or counseling you needed?

(ADMT27A)  
AUUNNOND<sup>1</sup>

Len : 2 NO MH TMT DON'T THINK NEEDED AT THAT TIME		
	<b>Freq</b>	<b>Pct</b>
1 = Response entered .....	449	0.80
3 = Response entered LOGICALLY ASSIGNED .....	13	0.02
6 = Response not entered .....	3714	6.62
94 = DON'T KNOW .....	10	0.02
97 = REFUSED .....	145	0.26
98 = BLANK (NO ANSWER) .....	126	0.22
99 = LEGITIMATE SKIP .....	51679	92.06

(ADMT27A)  
AUUNHNDL<sup>1</sup>

Len : 2 NO MH TMT THOUGHT COULD HANDLE WITHOUT TMT		
	<b>Freq</b>	<b>Pct</b>
1 = Response entered .....	1219	2.17
3 = Response entered LOGICALLY ASSIGNED .....	8	0.01
6 = Response not entered .....	2949	5.25
94 = DON'T KNOW .....	10	0.02
97 = REFUSED .....	145	0.26
98 = BLANK (NO ANSWER) .....	126	0.22
99 = LEGITIMATE SKIP .....	51679	92.06

(ADMT27A)  
AUUNNHLP<sup>1</sup>

Len : 2 NO MH TMT DIDN'T THINK TMT WOULD HELP		
	<b>Freq</b>	<b>Pct</b>
1 = Response entered .....	494	0.88
3 = Response entered LOGICALLY ASSIGNED .....	8	0.01
6 = Response not entered .....	3674	6.54
94 = DON'T KNOW .....	10	0.02
97 = REFUSED .....	145	0.26
98 = BLANK (NO ANSWER) .....	126	0.22
99 = LEGITIMATE SKIP .....	51679	92.06

(ADMT27A)  
AUUNBUSY<sup>1</sup>

Len : 2 NO MH TMT DIDN'T HAVE TIME		
	<b>Freq</b>	<b>Pct</b>
1 = Response entered .....	892	1.59
3 = Response entered LOGICALLY ASSIGNED .....	17	0.03
6 = Response not entered .....	3267	5.82
94 = DON'T KNOW .....	10	0.02
97 = REFUSED .....	145	0.26
98 = BLANK (NO ANSWER) .....	126	0.22
99 = LEGITIMATE SKIP .....	51679	92.06

(ADMT27A)  
AUUNFOUT<sup>1</sup>

Len : 2 NO MH TMT DIDN'T WANT OTHERS TO FIND OUT		
	<b>Freq</b>	<b>Pct</b>
1 = Response entered .....	340	0.61
3 = Response entered LOGICALLY ASSIGNED .....	8	0.01
6 = Response not entered .....	3828	6.82
94 = DON'T KNOW .....	10	0.02
97 = REFUSED .....	145	0.26
98 = BLANK (NO ANSWER) .....	126	0.22
99 = LEGITIMATE SKIP .....	51679	92.06

ADULT MENTAL HEALTH SERVICE UTILIZATION

(ADMT27A)  
AUUNNTSP<sup>1</sup>

Len : 2 NO MH TMT HAD NO TRANSPORTATION OR TMT TOO FAR

	Freq	Pct
1 = Response entered .....	250	0.45
3 = Response entered LOGICALLY ASSIGNED .....	2	0.00
6 = Response not entered .....	3924	6.99
94 = DON'T KNOW .....	10	0.02
97 = REFUSED .....	145	0.26
98 = BLANK (NO ANSWER) .....	126	0.22
99 = LEGITIMATE SKIP .....	51679	92.06

(ADMT27, ADMT27A)  
AUUNSOR<sup>1</sup>

Len : 2 NO MH TMT FOR SOME OTHER REASON

	Freq	Pct
1 = Response entered .....	683	1.22
6 = Response not entered .....	3496	6.23
94 = DON'T KNOW .....	10	0.02
97 = REFUSED .....	142	0.25
98 = BLANK (NO ANSWER) .....	126	0.22
99 = LEGITIMATE SKIP .....	51679	92.06

(ADM27SC1)  
AUUNRIM2<sup>1</sup>

Len : 2 MOST IMPORTNT OTH REAS DIDNT GET MH TMT PST 12 MO

	Freq	Pct
1 = You couldn't afford the cost.....	29	0.05
2 = Concerned neighbors/community have neg opinion .....	1	0.00
3 = Concerned might have a neg effect on your job.....	2	0.00
4 = Your health ins doesnt cover any mental hlth tmt.....	1	0.00
5 = Your health ins doesnt pay enuf for ment hlth tmt.....	5	0.01
6 = You did not know where to go to get services .....	14	0.02
7 = Concerned info might not be kept confidential .....	4	0.01
8 = Concerned might be committed/take medicine .....	21	0.04
9 = You didn't think you needed treatment at the time.....	17	0.03
10 = You thought could handle problem w/o treatment .....	19	0.03
11 = You didn't think treatment would help.....	14	0.02
12 = Didn't have time (b/c of job, childcare, other).....	30	0.05
13 = Didn't want others to find out you needed treatmnt.....	20	0.04
14 = No transportation/too far away/hrs inconvenient .....	3	0.01
15 = Some other reason or reasons.....	11	0.02
16 = Afraid too painful/unpleasant/afraid of diagnosis .....	16	0.03
17 = Others dissuaded/didn't want you to/unsupportive.....	22	0.04
18 = You do not have any health insurance coverage .....	29	0.05
19 = Ashamed, embarrassed, afraid, or sign of weakness .....	42	0.07
21 = You did not want to; reason unspecified.....	16	0.03
22 = Unmotivated/depressed/confused/angry/unworthy .....	36	0.06
23 = Services unavailable in your area/services limited.....	22	0.04
24 = Didn't want to talk about your problems w/anyone.....	8	0.01
25 = Didn't like how treated/don't like Dr(s)/hospitals.....	33	0.06
26 = Attempted to get trmt,unsuccessful in finding help.....	26	0.05
27 = Concerned how the court system would treat you.....	6	0.01
28 = No program/counselor competent/comfortable with .....	36	0.06
29 = Just never went/made appointment/arrangements .....	6	0.01
30 = Work on your problems with family/friends.....	3	0.01
32 = Too much red tape/hassle to get services .....	10	0.02
33 = There were no openings/long waiting list/delays .....	63	0.11
34 = You had other problems/issues to deal with.....	15	0.03
37 = You were using alcohol/drugs.....	4	0.01
38 = Too afraid to leave the house .....	5	0.01
41 = Preferrd providr wont/may not accept hlth ins plan .....	8	0.01
42 = Health ins wont accept preferred provider/tmt.....	5	0.01
44 = Services desired unavailable/currently ineligible .....	5	0.01
70 = You did/had appt for mental health trmt/counseling .....	5	0.01
85 = BAD DATA Logically assigned .....	18	0.03
94 = DON'T KNOW .....	23	0.04
97 = REFUSED .....	168	0.30
98 = BLANK (NO ANSWER) .....	140	0.25
99 = LEGITIMATE SKIP.....	55175	98.29

ADULT MENTAL HEALTH SERVICE UTILIZATION

Earlier, we asked whether you have received prescription medicines, inpatient treatment or outpatient treatment for your emotions, nerves or mental health. The list below contains possible sources of treatment, counseling or support that were not mentioned before.

- Acupuncturist or acupressurist
- Chiropractor
- Herbalist
- In-person support group or self-help group
- Internet support group or chat room
- Spiritual or religious advisor, such as a pastor, priest, rabbi
- Telephone hotline
- Massage therapist

Did you receive treatment, counseling or support from any other sources such as these during the past 12 months?

(ADMT29A)  
AUALTYR<sup>1</sup>

Len : 2	RCVD ALTERNATIVE MENT HLTH TRMT PAST 12 MOS		
		<b>Freq</b>	<b>Pct</b>
	1 = Yes.....	4715	8.40
	2 = No.....	37767	67.28
	3 = Yes LOGICALLY ASSIGNED (from AUOPYRS2).....	4	0.01
	85 = BAD DATA Logically assigned.....	3	0.01
	94 = DON'T KNOW.....	94	0.17
	97 = REFUSED.....	145	0.26
	98 = BLANK (NO ANSWER).....	11	0.02
	99 = LEGITIMATE SKIP.....	13397	23.87

From what source did you receive other treatment, counseling or support for problems with your emotions, nerves or mental health in the past 12 months?

(ADMT29B)  
AUALACUP<sup>1</sup>

Len : 2	RCVD ALT MH TMT FROM ACUPUNCTURIST PST 12 MOS		
		<b>Freq</b>	<b>Pct</b>
	1 = Response entered.....	508	0.90
	6 = Response not entered.....	4184	7.45
	85 = BAD DATA Logically assigned.....	2	0.00
	94 = DON'T KNOW.....	14	0.02
	97 = REFUSED.....	154	0.27
	98 = BLANK (NO ANSWER).....	110	0.20
	99 = LEGITIMATE SKIP.....	51164	91.14

(ADMT29B)  
AUALCHIR<sup>1</sup>

Len : 2	RCVD ALT MH TMT FROM CHIROPRACTOR PST 12 MOS		
		<b>Freq</b>	<b>Pct</b>
	1 = Response entered.....	1954	3.48
	3 = Response entered LOGICALLY ASSIGNED.....	3	0.01
	6 = Response not entered.....	2735	4.87
	94 = DON'T KNOW.....	14	0.02
	97 = REFUSED.....	154	0.27
	98 = BLANK (NO ANSWER).....	112	0.20
	99 = LEGITIMATE SKIP.....	51164	91.14

(ADMT29B)  
AUALHERB<sup>1</sup>

Len : 2	RCVD ALT MH TMT FROM HERBALIST PAST 12 MONTHS		
		<b>Freq</b>	<b>Pct</b>
	1 = Response entered.....	255	0.45
	6 = Response not entered.....	4437	7.90
	94 = DON'T KNOW.....	14	0.02
	97 = REFUSED.....	154	0.27
	98 = BLANK (NO ANSWER).....	112	0.20
	99 = LEGITIMATE SKIP.....	51164	91.14

ADULT MENTAL HEALTH SERVICE UTILIZATION

(ADMT29B)  
AUALSGRP<sup>1</sup>

Len : 2 RCVD ALT MH TMT FR IN-PERS SUPPORT GRP PST 12 MOS

	Freq	Pct
1 = Response entered .....	634	1.13
3 = Response entered LOGICALLY ASSIGNED .....	4	0.01
5 = Response entered LOG ASSN (from AUOPYRS2).....	2	0.00
6 = Response not entered .....	4054	7.22
94 = DON'T KNOW .....	14	0.02
97 = REFUSED .....	154	0.27
98 = BLANK (NO ANSWER) .....	110	0.20
99 = LEGITIMATE SKIP.....	51164	91.14

(ADMT29B)  
AUALINET<sup>1</sup>

Len : 2 RCVD ALT MH TMT FROM INTERNET GROUP PST 12 MOS

	Freq	Pct
1 = Response entered .....	401	0.71
6 = Response not entered .....	4291	7.64
94 = DON'T KNOW .....	14	0.02
97 = REFUSED .....	154	0.27
98 = BLANK (NO ANSWER) .....	112	0.20
99 = LEGITIMATE SKIP.....	51164	91.14

(ADMT29B)  
AUALRELG<sup>1</sup>

Len : 2 RCVD ALT MH TMT FROM RELIGIOUS ADVISOR PST 12 MOS

	Freq	Pct
1 = Response entered .....	1072	1.91
3 = Response entered LOGICALLY ASSIGNED .....	5	0.01
5 = Response entered LOG ASSN (from AUOPYRS2).....	4	0.01
6 = Response not entered .....	3613	6.44
94 = DON'T KNOW .....	14	0.02
97 = REFUSED .....	154	0.27
98 = BLANK (NO ANSWER) .....	110	0.20
99 = LEGITIMATE SKIP.....	51164	91.14

(ADMT29B)  
AUALHLIN<sup>1</sup>

Len : 2 RCVD ALT MH TMT FROM PHONE HOTLINE PST 12 MOS

	Freq	Pct
1 = Response entered .....	151	0.27
3 = Response entered LOGICALLY ASSIGNED .....	1	0.00
6 = Response not entered .....	4540	8.09
94 = DON'T KNOW .....	14	0.02
97 = REFUSED .....	154	0.27
98 = BLANK (NO ANSWER) .....	112	0.20
99 = LEGITIMATE SKIP.....	51164	91.14

(ADMT29B)  
AUALMSG<sup>1</sup>

Len : 2 RCVD ALT MH TMT FROM MASSAGE THERAPIST PST 12 MOS

	Freq	Pct
1 = Response entered .....	1778	3.17
6 = Response not entered .....	2914	5.19
94 = DON'T KNOW .....	14	0.02
97 = REFUSED .....	154	0.27
98 = BLANK (NO ANSWER) .....	112	0.20
99 = LEGITIMATE SKIP.....	51164	91.14

(ADMT29B)  
AUALOTH<sup>1</sup>

Len : 2 RCVD ALT MH TMT FROM OTHER SOURCE PST 12 MOS

	Freq	Pct
1 = Response entered .....	368	0.66
6 = Response not entered .....	4324	7.70
94 = DON'T KNOW .....	14	0.02
97 = REFUSED .....	154	0.27
98 = BLANK (NO ANSWER) .....	112	0.20
99 = LEGITIMATE SKIP.....	51164	91.14

ADULT MENTAL HEALTH SERVICE UTILIZATION

(ADM29BSC)  
AUALOTS2<sup>1</sup>

Len : 3 OTH SOURCE OF ALTERN MH TMT PST 12 MOS - SPECIFY

	Freq	Pct
2 = Chiropractor.....	3	0.01
4 = In-person support group/self-help group.....	4	0.01
6 = Spiritual or religious advisor.....	6	0.01
7 = Telephone hotline .....	1	0.00
9 = Other.....	20	0.04
20 = Home/family/friends.....	33	0.06
21 = Doctor/primary care doctor/medical; locale unspec .....	31	0.06
22 = Therapist/psychologist/counselor; locale unspcfd .....	69	0.12
23 = School/university counselor.....	6	0.01
24 = Military/VA/Veterans counselor or program/hospital.....	6	0.01
25 = Medical specialist(inc psychiatrist);locale unspfd.....	17	0.03
26 = Health professional, not a Dr.; locale unspecified .....	16	0.03
28 = Mentor/sponsor/buddy/peer/mentoring program.....	4	0.01
29 = Yoga, Tai Chi, Eastern exercise, Pilates .....	8	0.01
31 = Medication/taking medication.....	9	0.02
33 = Personal action/self-care/self-help (not meds/grp).....	10	0.02
36 = Homeopath/Naturopath.....	8	0.01
38 = Family/marriage counseling; type/locale unspec.....	3	0.01
39 = Energy/biofield therapist (e.g., Reiki).....	13	0.02
41 = Relig influence other than indiv or higher power.....	7	0.01
42 = Therapy, type unspecified.....	9	0.02
43 = Work/EAP/employer/co-worker .....	3	0.01
44 = Mind/Body Therapy (e.g., biofeedback) .....	8	0.01
54 = Hospice/grief counseling .....	3	0.01
58 = Life/personal coach.....	3	0.01
62 = Telephone counseling; hotline/crisis unspecified.....	5	0.01
67 = Aromatherapy/essential oils/flower essences .....	3	0.01
70 = Name of facility/program or description given .....	11	0.02
71 = Reason for seeking help given .....	1	0.00
90 = Online/internet counseling (group/chat unspcfd) .....	3	0.01
985 = BAD DATA Logically assigned .....	27	0.05
994 = DON'T KNOW .....	7	0.01
997 = REFUSED .....	165	0.29
998 = BLANK (NO ANSWER).....	126	0.22
999 = LEGITIMATE SKIP.....	55488	98.85

Please think about the mental health treatment or counseling you received during the past 12 months. Which of these statements best describes how you were prompted to get treatment?

(ADMT30)  
AUMOTVYR<sup>1</sup>

Len : 2 HOW PROMPTED TO GET MH TREATMENT PST 12 MOS

	Freq	Pct
1 = I decided on my own to get treatment.....	8292	14.77
2 = I got trmt bc someone else thought I should.....	1086	1.93
3 = I was ordered to get treatment.....	384	0.68
85 = BAD DATA Logically assigned .....	2	0.00
94 = DON'T KNOW .....	207	0.37
97 = REFUSED .....	230	0.41
98 = BLANK (NO ANSWER) .....	221	0.39
99 = LEGITIMATE SKIP.....	45714	81.43

RECODED ADULT MENTAL HEALTH SERVICE UTILIZATION

**RECODED ADULT MENTAL HEALTH SERVICE UTILIZATION**

NOTE: The variables in this section are recoded variables that were created from one or more variables from the following sections: Adult Mental Health Service Utilization and Recoded Drug Treatment.

NOTE: Certain source variables that were used to create recoded variables have valid values that might not have been reported or assigned for the current survey year. However, these values have been included in the general specifications in the codebook on how the recoded variables were created. See additional details about this issue in the Organization of the Data File section of this codebook introduction.

(AUNPYR)

<u>AMHINP2</u>	Len : 1 RC-RCVD INPATIENT MENTAL HEALTH TRT IN PST YR		
	. = Unknown/Aged 12-17/Log Assign Yes (Otherwise) .....	<b>Freq</b>	<b>Pct</b>
	1 = Yes (AUNPYR=1) .....	13574	24.18
	2 = No (AUNPYR=2).....	528	0.94
		42034	74.88

The following variable for received outpatient mental health treatment/counseling in the past year, AMHOUTP3, has the logically assigned yes level, AUOPTYR=3, defined as a system missing. This differs from how this variable was defined originally on the 2010 to 2016 NSDUHs which had the logically assigned yes level, AUOPTYR=3, defined as a positive response as long as the respondent did not indicate an alternative source or invalid outpatient location as their only outpatient treatment location. The revised version of this variable was used starting with the 2017 Detailed Tables and the revision was retroactively applied to the 2010 to 2016 variables; therefore, the 2010 to 2016 estimates for the receiving outpatient mental health treatment/counseling in the 2017 Detailed Tables may differ from previously published estimates. The revised version of this variable is not included on currently available data files prior to the 2017 NSDUH but will be included on future releases of the 2010 to 2016 data files. In future releases of the 2010 to 2016 data files, the original version of the variable used in the 2016 Detailed Tables will be renamed as AMHOUTP3\_O to allow previously published estimates to be reproduced. The original version of this variable is not included on the 2017 or later data files.

AMHOUTP3 is defined as system missing if a respondent reported receiving outpatient mental health treatment/counseling in the past year at only "Some Other Place" (AUOPTYR=1 and only AUOPOTOP=1, 3) and their write-in response was classified as an invalid outpatient mental health treatment/counseling location or alternative treatment/support (AUOPYRS2=7, 8, 10, 11, 17, 22, 26, 30, 34, 35, 36, 37, 38, 39, 42, 45, 48, 49, 50, 51, 54, 55, 56, 59, 71, 72, 73, 75, 76). In addition to the responses described above, respondents aged 12-17 and those coded as logically assigned yes, bad data, legitimate skip, don't know, refused, or blank (AUOPTYR=3, 85, 89, 94, 97, 98, 99) were also defined as system missing. A respondent was assigned a positive response if they indicated they had received outpatient mental health treatment/counseling in the past year (AUOPTYR=1) and they did not indicate an alternative source or invalid outpatient location (AUOPYRS2 not =7, 8, 10, 11, 17, 22, 26, 30, 34, 35, 36, 37, 38, 39, 42, 45, 48, 49, 50, 51, 54, 55, 56, 59, 71, 72, 73, 75, 76) as their only location for outpatient treatment.

(AUOPOTOP, AUOPTYR, AUOPYRS2)

<u>AMHOUTP3</u>	Len : 1 RC-RCVD OUTPATIENT MENTAL HEALTH TRT IN PST YR		
	. = Unknown/Aged 12-17 (See comment above) .....	<b>Freq</b>	<b>Pct</b>
	1 = Yes (See comment above) .....	13686	24.38
	2 = No (AUOPTYR=2).....	4048	7.21
		38402	68.41

(AURXYR)

<u>AMHRX2</u>	Len : 1 RC-RCVD PRESC MED FOR MENTAL HLTH TRT IN PST YR		
	. = Unknown/Aged 12-17/Log Assign Yes (Otherwise) .....	<b>Freq</b>	<b>Pct</b>
	1 = Yes (AURXYR=1) .....	13605	24.24
	2 = No (AURXYR=2).....	5960	10.62
		36571	65.15

(AMHINP2, AMHOUTP3, AMHRX2)

<u>AMHTXRC3</u>	Len : 1 RC-RCVD ANY MENTAL HEALTH TRT IN PST YR		
	. = Unknown/Aged 12-17 (Otherwise).....	<b>Freq</b>	<b>Pct</b>
	1 = Yes (AMHINP2=1 OR AMHOUTP3=1 OR AMHRX2=1) .....	13685	24.38
	2 = No (AMHINP2=2 AND AMHOUTP3=2 AND AMHRX2=2).....	7517	13.39
		34934	62.23

RECORDED ADULT MENTAL HEALTH SERVICE UTILIZATION

The following variable, AMHSVTYP, classifies what type of mental health treatment/counseling was received in the past year. Respondents who reported receiving treatment for mental health were classified in one of seven mutually exclusive categories. A respondent was assigned to level one if they reported receiving inpatient treatment only (AMHINP2=1 and AMHOUTP3=2 and AMHRX2=2), to level two if they reported receiving outpatient treatment only (AMHINP2=2 and AMHOUTP3=1 and AMHRX2=2), to level three if they reported receiving prescription medication treatment only (AMHINP2=2 and AMHOUTP3=2 and AMHRX2=1), to level four if they reported receiving both inpatient and outpatient treatment only (AMHINP2=1 and AMHOUTP3=1 and AMHRX2=2), to level five if they reported receiving inpatient and prescription medication treatment only (AMHINP2=1 and AMHOUTP3=2 and AMHRX2=1), to level six if they reported receiving outpatient and prescription medication treatment only (AMHINP2=2 and AMHOUTP3=1 and AMHRX2=1), or to level seven if they reported receiving inpatient, outpatient, and prescription medication treatment (AMHINP2=1 and AMHOUTP3=1 and AMHRX2=1). Respondents who did not receive mental health treatment in the past year were assigned to level eight (AMHINP2=2 and AMHOUTP3=2 and AMHRX2=2). Respondents whose specific treatment was not distinguishable due to missing values in one or more of the three source variables (AMHINP2, AMHOUTP3, or AMHRX2) were assigned a system missing.

(AMHINP2, AMHOUTP3, AMHRX2)

<u>AMHSVTYP</u>	Len : 1 RC-TYPE OF MENTAL HEALTH TRT RCVD IN PST YR		
		<b>Freq</b>	<b>Pct</b>
.	= Unknown/Aged 12-17 (Otherwise).....	13737	24.47
1	= Inpatient Only (See comment above).....	132	0.24
2	= Outpatient Only (See comment above).....	1366	2.43
3	= Presc Medication Only (See comment above).....	3212	5.72
4	= Inpatient and Outpatient Only (See comment above).....	42	0.07
5	= Inpatient and Presc Med Only (See comment above).....	82	0.15
6	= Outpatient and Presc Med Only (See comment above).....	2375	4.23
7	= Inp & Outp & Presc Medication (See comment above).....	256	0.46
8	= Did Not Receive MH Treatment (See comment above).....	34934	62.23

The following variable, AMHTXND2, is defined as feeling a perceived need for mental health treatment/counseling that was not received. This is often referred to as "unmet need."

(AUUNMTYR)

<u>AMHTXND2</u>	Len : 1 RC-PERCEIVED UNMET NEED/DID NOT RCV MH TRT IN PST YR		
		<b>Freq</b>	<b>Pct</b>
.	= Unknown/Aged 12-17 (Otherwise).....	13651	24.32
1	= Yes (AUUNMTYR=1).....	4203	7.49
2	= No (AUUNMTYR=2).....	38282	68.20

(AMHTXND2, AMHTXRC3)

<u>AMHTXAND</u>	Len : 1 RC-PERCEIVED UNMET NEED/RECEIPT OF MH TRT STATUS		
		<b>Freq</b>	<b>Pct</b>
.	= Unknown/Aged 12-17 (Otherwise).....	13763	24.52
1	= Perc Unmet Need/No MH TRT (AMHTXND2=1 and AMHTXRC3=2).....	2143	3.82
2	= No Perc Unmet Need/No MH TRT (AMHTXND2=2 and AMHTXRC3=2).....	32742	58.33
3	= Perc Unmet Need/Rcvd MH TRT (AMHTXND2=1 and AMHTXRC3=1).....	2053	3.66
4	= No Perc Nd/Rcvd MH TRT (AMHTXND2=2 and AMHTXRC3=1).....	5435	9.68

NOTE: The following seven variables contain information about the location of outpatient mental health treatment/counseling received in the past year. These variables were revised for the 2009 NSDUH to include those respondents who reported receiving NO outpatient mental health treatment (AMHOUTP3=2) in the No category for the location. This differs from the variables named similarly in the past as they were only defined for those respondents who reported having received outpatient mental health treatment in the past year (AMHOUTP3=1) and those respondents who reported NO outpatient mental health treatment were previously defined as system missing.

Only respondents who reported having received outpatient mental health treatment/counseling (AMHOUTP3=1) can be defined as having received it at the location. A respondent was allowed to report any of five specific locations or "Some Other Place". If a respondent reported "Some Other Place," they were asked to provide a description of the other location in a follow-up question. The first five variables below were created by examination of the variables containing information on the five specific locations, while the last two variables were created by examination of the variables containing information on the other-specify locations which were grouped into two main categories.

(AMHOUTP3, AUOPMENT)

<u>MHLMNT3</u>	Len : 1 RC-RCVD OUTP MH TRT AT MH CLINIC/CENTER IN PST YR		
		<b>Freq</b>	<b>Pct</b>
.	= Unkwn MH Trt/Unkwn Source/Aged 12-17 (Otherwise).....	13707	24.42
0	= No (AMHOUTP3=2 or [AMHOUTP3=1 and AUOPMENT=6]).....	41376	73.71
1	= Yes (AMHOUTP3=1 and AUOPMENT=1,3).....	1053	1.88



RECORDED ADULT MENTAL HEALTH SERVICE UTILIZATION

(AMHOUTP3, AUOPTHER)

<u>MHLTHER3</u>	Len : 1 RC-RCVD OUTP MH TRT AT PRIV THERAPIST OFC IN PST YR		
	.	= Unkwn MH Trt/Unkwn Source/Aged 12-17 (Otherwise) .....	<b>Freq</b> 13707 <b>Pct</b> 24.42
	0	= No (AMHOUTP3=2 or [AMHOUTP3=1 and AUOPTHER=6]).....	39928 71.13
	1	= Yes (AMHOUTP3=1 and AUOPTHER=1,3).....	2501 4.46

(AMHOUTP3, AUOPDOC)

<u>MHLDOC3</u>	Len : 1 RC-RCVD OUTP MH TRT AT NON CLINIC DR OFFCE IN PST YR		
	.	= Unkwn MH Trt/Unkwn Source/Aged 12-17 (Otherwise) .....	<b>Freq</b> 13707 <b>Pct</b> 24.42
	0	= No (AMHOUTP3=2 or [AMHOUTP3=1 and AUOPDOC=6]).....	41867 74.58
	1	= Yes (AMHOUTP3=1 and AUOPDOC=1,3).....	562 1.00

(AMHOUTP3, AUOPCLNC)

<u>MHLCLNC3</u>	Len : 1 RC-RCVD OUTP MH TRT AT MEDICAL CLINIC IN PST YR		
	.	= Unkwn MH Trt/Unkwn Source/Aged 12-17 (Otherwise) .....	<b>Freq</b> 13707 <b>Pct</b> 24.42
	0	= No (AMHOUTP3=2 or [AMHOUTP3=1 and AUOPCLNC=6]).....	42198 75.17
	1	= Yes (AMHOUTP3=1 and AUOPCLNC=1,3).....	231 0.41

(AMHOUTP3, AUOPDTMT)

<u>MHLDTMT3</u>	Len : 1 RC-RCVD OUTP MH TRT AT DAY HOSP OR TRT PGM IN PST YR		
	.	= Unkwn MH Trt/Unkwn Source/Aged 12-17 (Otherwise) .....	<b>Freq</b> 13707 <b>Pct</b> 24.42
	0	= No (AMHOUTP3=2 or [AMHOUTP3=1 and AUOPDTMT=6]).....	42357 75.45
	1	= Yes (AMHOUTP3=1 and AUOPDTMT=1,3).....	72 0.13

NOTE: The following variables, MHLSCHL3 and MHLOTH3, were created by examination of the other-specify write-in responses for locations where a respondent received outpatient mental health treatment/counseling. See additional information above the location of outpatient mental health treatment recode variable, MHLMNT3.

The following variable, MHLSCHL3, was assigned a positive response if a respondent indicated receiving outpatient mental health treatment/counseling in the past year (AMHOUTP3=1) at some location other than the five locations defined above (AUOPOTOP=1) and the location was classified as "School or University Setting/Clinic/Center" (AUOPYRS2=9). A negative response was assigned if the respondent indicated receiving outpatient mental health treatment/counseling in the past year (AMHOUTP3=1) at one of the five locations defined above but not some location other than these five locations (AUOPOTOP=6 AND AUOPYRS2=99), at some location other than the five locations defined above or "School or University Setting/Clinic/Center" and this location was classified as a valid outpatient treatment location (AUOPYRS2=1-6, 12, 13, 14, 15, 16, 18, 19, 20, 21, 23, 24, 25, 27, 28, 29, 31, 32, 33, 40, 41, 44, 46, 47, 52, 53, 57, 58, 60-70), or if they did not receive outpatient mental health treatment in the past year (AMHOUTP3=2). Respondents who indicated receiving outpatient treatment in the past year (AMHOUTP3=1) at some location other than the five locations defined above (AUOPOTOP=1) and the location was classified as an invalid or alternative source of treatment (AUOPYRS2=7, 8, 10, 11, 17, 22, 26, 30, 34-39, 42, 45, 48-51, 54, 55, 56, 59, 71, 72, 73, 75, 76), bad data, don't know, refused, or blank (AUOPYRS2=85, 94, 97, 98), aged 12-17 (AUOPYRS2=89, 99 and AMHOUTP3=.), or classified as missing for receiving outpatient treatment in the past year (AMHOUTP3=.) were set to SAS missing.

(AMHOUTP3, AUOPOTOP, AUOPYRS2)

<u>MHLSCHL3</u>	Len : 1 RC-RCVD OUTP MH TRT AT A SCHOOL SETTING IN PST YR		
	.	= Otherwise (See comment above) .....	<b>Freq</b> 13754 <b>Pct</b> 24.50
	0	= No (See comment above).....	42327 75.40
	1	= Yes (See comment above) .....	55 0.10

RECORDED ADULT MENTAL HEALTH SERVICE UTILIZATION

The following variable, MHL0TH3, was assigned a positive response if a respondent indicated receiving outpatient mental health treatment/counseling in the past year (AMHOUTP3=1) at some location other than the six locations defined above and was classified as a valid location for outpatient mental health treatment/counseling and not considered an alternative source of treatment (AUOPOTOP=1 and AUOPYRS2=12, 13, 14, 15, 16, 18, 19, 20, 21, 23, 24, 25, 27, 28, 29, 31, 32, 33, 40, 41, 44, 46, 47, 52, 53, 57, 58, 60-69). A negative response was assigned if the respondent indicated receiving outpatient mental health treatment/counseling in the past year (AMHOUTP3=1) at one of the first five specified locations but not some location other than these locations (AUOPOTOP=6 and AUOPYRS2=99), indicated some other location to be one of the six specified locations defined above (AUOPYRS2=1-6, 9, 43), provided a name of a facility (AUOPYRS2=70) as the 'other' location, or if reported not receiving outpatient mental health treatment in the past year (AMHOUTP3=2). Respondents who indicated receiving outpatient treatment in the past year (AMHOUTP3=1) at some location other than the five locations defined above (AUOPOTOP=1) and the location was classified as an invalid or alternative source of treatment (AUOPYRS2=7, 8, 10, 11, 17, 22, 26, 30, 34-39, 42, 45, 48-51, 54, 55, 56, 59, 71, 72, 73, 75, 76), bad data, don't know, refused, or blank (AUOPYRS2=85, 94, 97, 98), aged 12-17 (AUOPYRS2=89, 99 and AMHOUTP3=.), or classified as missing for receiving outpatient treatment in the past year (AMHOUTP3=.) were set to SAS missing.

(AMHOUTP3, AUOPOTOP, AUOPYRS2)

MHL0TH3 Len : 1 RC-RCVD OUTP MH TRT AT SOME OTHER PLACE IN PST YR

	Freq	Pct
. = Otherwise (See comment above) .....	13754	24.50
0 = No (See comment above).....	42295	75.34
1 = Yes (See comment above) .....	87	0.15

NOTE: The following 11 variables contain information about the source of payment for outpatient mental health treatment/counseling received in the past year. A respondent must have reported having received outpatient mental health treatment in the past year (AMHOUTP3=1) in order to be asked questions on the source of payment for treatment. A respondent was allowed to report any of 11 specific sources of payment.

(AMHOUTP3, AUPOPSLF)

MHPDLSLF2 Len : 1 RC-SELF/HHOLD FAM MBR PAID FOR OUTP MH TRT IN PST YR

	Freq	Pct
. = No/Unkwn MH Trt/Unkwn Sourc/Aged 12-17 (Otherwise).....	52156	92.91
0 = No (AMHOUTP3=1 and AUPOPSLF=6) .....	2443	4.35
1 = Yes (AMHOUTP3=1 and AUPOPSLF=1).....	1537	2.74

(AMHOUTP3, AUPOPOFM)

MHPDOFM2 Len : 1 RC-NON-HHOLD FAM MBR PAID FOR OUTP MH TRT IN PST YR

	Freq	Pct
. = No/Unkwn MH Trt/Unkwn Sourc/Aged 12-17 (Otherwise).....	52156	92.91
0 = No (AMHOUTP3=1 and AUPOPOFM=6).....	3796	6.76
1 = Yes (AMHOUTP3=1 and AUPOPOFM=1).....	184	0.33

(AMHOUTP3, AUPOPPHI)

MHPDPHI2 Len : 1 RC-PRIV HEALTH INSUR PAID FOR OUTP MH TRT IN PST YR

	Freq	Pct
. = No/Unkwn MH Trt/Unkwn Sourc/Aged 12-17 (Otherwise).....	52156	92.91
0 = No (AMHOUTP3=1 and AUPOPPHI=6).....	2492	4.44
1 = Yes (AMHOUTP3=1 and AUPOPPHI=1).....	1488	2.65

(AMHOUTP3, AUPOPMCR)

MHPDMCR2 Len : 1 RC-MEDICARE PAID FOR OUTP MH TRT IN PST YR

	Freq	Pct
. = No/Unkwn MH Trt/Unkwn Sourc/Aged 12-17 (Otherwise).....	52156	92.91
0 = No (AMHOUTP3=1 and AUPOPMCR=6) .....	3497	6.23
1 = Yes (AMHOUTP3=1 and AUPOPMCR=1).....	483	0.86

(AMHOUTP3, AUPOPMCD)

MHPDMCD2 Len : 1 RC-MEDICAID PAID FOR OUTP MH TRT IN PST YR

	Freq	Pct
. = No/Unkn MH Trt /Unkwn Sourc/Aged 12-17 (Otherwise).....	52156	92.91
0 = No (AMHOUTP3=1 and AUPOPMCD=6) .....	3370	6.00
1 = Yes (AMHOUTP3=1 and AUPOPMCD=1).....	610	1.09

(AMHOUTP3, AUPOPRESH)

MHPDREH2 Len : 1 RC-REHAB PGM PAID FOR OUTP MH TRT IN PST YR

	Freq	Pct
. = No/Unkwn MH Trt/Unkwn Sourc/Aged 12-17 (Otherwise).....	52156	92.91
0 = No (AMHOUTP3=1 and AUPOPRESH=6) .....	3973	7.08
1 = Yes (AMHOUTP3=1 and AUPOPRESH=1).....	7	0.01

RECORDED ADULT MENTAL HEALTH SERVICE UTILIZATION

(AMHOUTP3, AUPOPEMP)

<u>MHPDEMP2</u>	Len : 1 RC-EMPLOYER PAID FOR OUTP MH TRT IN PST YR		
	. = No/Unkwn MH Trt/Unkwn Sourc/Aged 12-17 (Otherwise).....	<b>Freq</b>	<b>Pct</b>
	0 = No (AMHOUTP3=1 and AUPOPEMP=6).....	52156	92.91
	1 = Yes (AMHOUTP3=1 and AUPOPEMP=1).....	3725	6.84
		255	0.45

(AMHOUTP3, AUPOPML)

<u>MHPDMIL2</u>	Len : 1 RC-VA OR MILITARY PGM PAID FOR OUTP MH TRT IN PST YR		
	. = No/Unkwn MH Trt/Unkwn Sourc/Aged 12-17 (Otherwise).....	<b>Freq</b>	<b>Pct</b>
	0 = No (AMHOUTP3=1 and AUPOPML=6).....	52156	92.91
	1 = Yes (AMHOUTP3=1 and AUPOPML=1).....	3837	6.84
		143	0.25

(AMHOUTP3, AUPOPPUB)

<u>MHPDPUB2</u>	Len : 1 RC-OTH PUBLIC SOURCE PAID FOR OUTP MH TRT IN PST YR		
	. = No/Unkwn MH Trt/Unkwn Sourc/Aged 12-17 (Otherwise).....	<b>Freq</b>	<b>Pct</b>
	0 = No (AMHOUTP3=1 and AUPOPPUB=6).....	52156	92.91
	1 = Yes (AMHOUTP3=1 and AUPOPPUB=1).....	3886	6.92
		94	0.17

(AMHOUTP3, AUPOPDRV)

<u>MHPDPRV2</u>	Len : 1 RC-OTH PRIVATE SOURCE PAID FOR OUTP MH TRT IN PST YR		
	. = No/Unkwn MH Trt/Unkwn Sourc/Aged 12-17 (Otherwise).....	<b>Freq</b>	<b>Pct</b>
	0 = No (AMHOUTP3=1 and AUPOPDRV=6).....	52156	92.91
	1 = Yes (AMHOUTP3=1 and AUPOPDRV=1).....	3936	7.01
		44	0.08

(AMHOUTP3, AUPOPFRE)

<u>MHPDFRE2</u>	Len : 1 RC-FREE - NOBODY PAID FOR OUTP MH TRT IN PST YR		
	. = No/Unkwn MH Trt/Unkwn Sourc/Aged 12-17 (Otherwise).....	<b>Freq</b>	<b>Pct</b>
	0 = No (AMHOUTP3=1 and AUPOPFRE=6).....	52156	92.91
	1 = Yes (AMHOUTP3=1 and AUPOPFRE=1).....	3683	6.56
		297	0.53

NOTE: The following 15 variables contain information about the reasons for not receiving mental health treatment/counseling that was needed in the past year. A respondent must have reported not receiving mental health treatment that was needed in the past year (AMHTXND2=1) in order to be asked the questions on the reason for not receiving treatment. A respondent was allowed to report any of eight specific reasons or "Some Other Reason." If a respondent reported "Some Other Reason," they were allowed to report any of six additional specific reasons or report "Some Other Reason" again. If a respondent reported "Some Other Reason" again, they were then asked to provide the most important other reason in a follow-up question. The first 14 variables below were created by examination of the variables containing information on the 14 specific reasons; while the last variable was created by examination of the most important other-specify reasons.

(AMHTXND2, AUUNNCOST)

<u>MHRCOST2</u>	Len : 1 RC-NO MH TRT IN PST YR B/C COULD NOT AFFORD COST		
	. = No Unmet Need/Unkn Reas/Aged 12-17 (Otherwise).....	<b>Freq</b>	<b>Pct</b>
	0 = No (AMHTXND2=1 and AUUNNCOST=6).....	51957	92.56
	1 = Yes (AMHTXND2=1 and AUUNNCOST=1,3).....	2458	4.38
		1721	3.07

(AMHTXND2, AUUNNBR)

<u>MHRNBR2</u>	Len : 1 RC-NO MH TRT IN PST YR B/C FEAR OF NEIGHBRS NEG OPIN		
	. = No Unmet Need/Unkn Reas/Aged 12-17 (Otherwise).....	<b>Freq</b>	<b>Pct</b>
	0 = No (AMHTXND2=1 and AUUNNBR=6).....	51957	92.56
	1 = Yes (AMHTXND2=1 and AUUNNBR=1,3).....	3698	6.59
		481	0.86

(AMHTXND2, AUUNJOB)

<u>MHRJOB2</u>	Len : 1 RC-NO MH TRT IN PST YR B/C FEAR OF NEG AFFECT ON JOB		
	. = No Unmet Need/Unkn Reas/Aged 12-17 (Otherwise).....	<b>Freq</b>	<b>Pct</b>
	0 = No (AMHTXND2=1 and AUUNJOB=6).....	51957	92.56
	1 = Yes (AMHTXND2=1 and AUUNJOB=1,3).....	3800	6.77
		379	0.68

RECODED ADULT MENTAL HEALTH SERVICE UTILIZATION

(AMHTXND2, AUUNNCOV)

MHRNCOV2

Len : 1 RC-NO MH TRT IN PST YR B/C INSUR NOT COVER AT ALL

	Freq	Pct
. = No Unmet Need/Unkn Reas/Aged 12-17 (Otherwise) .....	51957	92.56
0 = No (AMHTXND2=1 and AUUNNCOV=6).....	3863	6.88
1 = Yes (AMHTXND2=1 and AUUNNCOV=1,3).....	316	0.56

(AMHTXND2, AUUNENUF)

MHRENUF2

Len : 1 RC-NO MH TRT IN PST YR B/C INSUR NOT PAY ENOUGH

	Freq	Pct
. = No Unmet Need/Unkn Reas/Aged 12-17 (Otherwise) .....	51957	92.56
0 = No (AMHTXND2=1 and AUUNENUF=6).....	3599	6.41
1 = Yes (AMHTXND2=1 and AUUNENUF=1,3).....	580	1.03

(AMHTXND2, AUUNWHER)

MHRWHER2

Len : 1 RC-NO MH TRT IN PST YR B/C DID NOT KNOW WHERE TO GO

	Freq	Pct
. = No Unmet Need/Unkn Reas/Aged 12-17 (Otherwise) .....	51957	92.56
0 = No (AMHTXND2=1 and AUUNWHER=6).....	3101	5.52
1 = Yes (AMHTXND2=1 and AUUNWHER=1,3).....	1078	1.92

(AMHTXND2, AUUNCFID)

MHRCFID2

Len : 1 RC-NO MH TRT IN PST YR B/C CONFIDENTIALITY CONCERNS

	Freq	Pct
. = No Unmet Need/Unkn Reas/Aged 12-17 (Otherwise) .....	51957	92.56
0 = No (AMHTXND2=1 and AUUNCFID=6).....	3778	6.73
1 = Yes (AMHTXND2=1 and AUUNCFID=1,3).....	401	0.71

(AMHTXND2, AUUNCMIT)

MHRCMIT2

Len : 1 RC-NO MH TRT IN PST YR B/C FEAR BEING COMMITTED/MED

	Freq	Pct
. = No Unmet Need/Unkn Reas/Aged 12-17 (Otherwise) .....	51957	92.56
0 = No (AMHTXND2=1 and AUUNCMIT=6).....	3551	6.33
1 = Yes (AMHTXND2=1 and AUUNCMIT=1,3).....	628	1.12

(AMHTXND2, AUUNNOND)

MHRNOND2

Len : 1 RC-NO MH TRT IN PST YR B/C DIDN'T THINK TRT NEEDED

	Freq	Pct
. = No Unmet Need/Unkn Reas/Aged 12-17 (Otherwise) .....	51960	92.56
0 = No (AMHTXND2=1 and AUUNNOND=6).....	3714	6.62
1 = Yes (AMHTXND2=1 and AUUNNOND=1,3).....	462	0.82

(AMHTXND2, AUUNHNDL)

MHRHAND2

Len : 1 RC-NO MH TRT IN PST YR B/C THGT COULD HANDLE PRB W/O

	Freq	Pct
. = No Unmet Need/Unkn Reas/Aged 12-17 (Otherwise) .....	51960	92.56
0 = No (AMHTXND2=1 and AUUNHNDL=6).....	2949	5.25
1 = Yes (AMHTXND2=1 and AUUNHNDL=1,3).....	1227	2.19

(AMHTXND2, AUUNNHLP)

MHRNOHP2

Len : 1 RC-NO MH TRT IN PST YR B/C DIDN'T THINK TRT WOULD HELP

	Freq	Pct
. = No Unmet Need/Unkn Reas/Aged 12-17 (Otherwise) .....	51960	92.56
0 = No (AMHTXND2=1 and AUUNNHLP=6).....	3674	6.54
1 = Yes (AMHTXND2=1 and AUUNNHLP=1,3).....	502	0.89

(AMHTXND2, AUUNBUSY)

MHRTIME2

Len : 1 RC-NO MH TRT IN PST YR B/C DIDN'T HAVE TIME

	Freq	Pct
. = No Unmet Need/Unkn Reas/Aged 12-17 (Otherwise) .....	51960	92.56
0 = No (AMHTXND2=1 and AUUNBUSY=6).....	3267	5.82
1 = Yes (AMHTXND2=1 and AUUNBUSY=1,3).....	909	1.62

RECORDED ADULT MENTAL HEALTH SERVICE UTILIZATION

(AMHTXND2, AUUNFOUT)

<u>MHRFOUT2</u>	Len : 1 RC-NO MH TRT IN PST YR B/C DIDNT WANT OTH TO FIND OUT		
	.	No Unmet Need/Unkn Reas/Aged 12-17 (Otherwise).....	Freq Pct 51960 92.56
	0	= No (AMHTXND2=1 and AUUNFOUT=6).....	3828 6.82
	1	= Yes (AMHTXND2=1 and AUUNFOUT=1,3).....	348 0.62

(AMHTXND2, AUUNNTSP)

<u>MHRTRAN2</u>	Len : 1 RC-NO MH TRT IN PST YR B/C NO TRANS OR INCONVENIENT		
	.	No Unmet Need/Unkn Reas/Aged 12-17 (Otherwise).....	Freq Pct 51960 92.56
	0	= No (AMHTXND2=1 and AUUNNTSP=6).....	3924 6.99
	1	= Yes (AMHTXND2=1 and AUUNNTSP=1,3).....	252 0.45

The following variable, MHSOTH2, was assigned a positive response if a respondent reported not receiving mental health treatment that was needed in the past year (AMHTXND2=1) and the reason for not receiving that treatment was other than the fourteen reasons listed above (AUUNSOR=1 and AUUNRIM2=15-69). A negative response was assigned if a respondent reported not receiving mental health treatment that was needed in the past year (AMHTXND2=1) and reported one of the reasons listed in the fourteen variables above, respondent did/had appt for mental health treatment/counseling or did not report an other-specify reason for not receiving this treatment (AUUNSOR=1, 6 and AUUNRIM2=1-14, 70, 85, 94, 97, 98, 99).

(AMHTXND2, AUUNRIM2, AUUNSOR)

<u>MHSOTH2</u>	Len : 1 RC-NO MH TRT IN PST YR B/C SOME OTHER REASON		
	.	No Unmet Need/Unkn Reas/Aged 12-17 (Otherwise).....	Freq Pct 51959 92.56
	0	= No (See comment above).....	3752 6.68
	1	= Yes (See comment above).....	425 0.76

NOTE: The following four variables were created by using a combination of variables from the following sections: Recorded Adult Mental Health Service Utilization and Recorded Drug Treatment. Specifications on how the individual Recorded Adult Mental Health Service Utilization variable was defined can be found above. Specifications on how the individual Recorded Drug Treatment variable was defined can be found in the Recorded Drug Treatment section. Please note that these variables may be similar to previously defined variables but due to changes in the substance treatment variables, they have been renamed and are no longer comparable.

(AMHTXRC3, TXYRSPILAL)

<u>RCVMHOSPTX</u>	Len : 1 RC-RCVD MH TRT OR SUB TRT AT SPEC FAC IN PST YR		
	.	Yth/Unkn (AGE2=1-6 or (AMHTXRC3=, & TXYRSPILAL=0)).....	Freq Pct 13679 24.37
	0	= No MH & No/Unk Sub Trt (AMHTXRC3=2 & TXYRSPILAL=0).....	34711 61.83
	1	= MH or Sub Trt at Spc Fac (AMHTXRC3=1 or TXYRSPILAL=1).....	7746 13.80

(AMHTXRC3, TXYRSPILAL)

<u>RCVMHNSPTX</u>	Len : 1 RC-RCVD MH TRT BUT NOT SUB TRT AT SPEC FAC IN PST YR		
	.	Yth/Unkn (AGE2=1-6 or (AMHTXRC3=, & TXYRSPILAL=0)).....	Freq Pct 13679 24.37
	0	= No MH or Sub Trt at Spc Fac (AMHTXRC3=2 or TXYRSPILAL=1).....	35236 62.77
	1	= Mental Hlth Trt Only (AMHTXRC3=1 and TXYRSPILAL=0).....	7221 12.86

(AMHTXRC3, TXYRSPILAL)

<u>RCVSPTXNMH</u>	Len : 1 RC-RCVD SUB TRT AT SPEC FAC BUT NOT MH TRT IN PST YR		
	.	Yth/Unkn (AGE2=1-6 or (AMHTXRC3=, & TXYRSPILAL=1)).....	Freq Pct 13403 23.88
	0	= No/Unk Sub Trt or MH Trt (AMHTXRC3=1 or TXYRSPILAL=0).....	42510 75.73
	1	= Sub Trt at Spc Fac Only (AMHTXRC3=2 & TXYRSPILAL=1).....	223 0.40

(AMHTXRC3, TXYRSPILAL)

<u>RCVMHASPTX</u>	Len : 1 RC-RCVD BOTH MH TRT AND SUB TRT AT SPEC FAC IN PST YR		
	.	Yth/Unkn (AGE2=1-6 or (AMHTXRC3=, & TXYRSPILAL=1)).....	Freq Pct 13403 23.88
	0	= No MH or No/Unk Sub Trt (AMHTXRC3=2 or TXYRSPILAL=0).....	42437 75.60
	1	= MH & Sub Trt at Sp Fac (AMHTXRC3=1 & TXYRSPILAL=1).....	296 0.53

SOCIAL ENVIRONMENT

**SOCIAL ENVIRONMENT**

*The values in this section may be inconsistent with values for variables in other sections of the interview. Items in this section were edited when respondents legitimately skipped out of these items based on prior answers in earlier sections. Otherwise, variables in one section of the interview generally were not edited to make them consistent with variables in another section of the interview. This note applies to variables in this section marked by a<sup>1</sup>.*

The next questions are about things you might or might not have done recently.

During the past 12 months, how many times have you sold illegal drugs?

(SEN12A)

SNYSELL<sup>1</sup>

Len : 2 SOLD ILLEGAL DRUGS

	Freq	Pct
1 = 0 times .....	41697	74.28
2 = 1 or 2 times .....	392	0.70
3 = 3 to 5 times .....	117	0.21
4 = 6 to 9 times .....	62	0.11
5 = 10 or more times .....	270	0.48
85 = BAD DATA Logically assigned .....	8	0.01
94 = DON'T KNOW .....	63	0.11
97 = REFUSED .....	119	0.21
98 = BLANK (NO ANSWER) .....	11	0.02
99 = LEGITIMATE SKIP .....	13397	23.87

During the past 12 months, how many times have you stolen or tried to steal anything worth more than \$50?

(SEN12B)

SNYSTOLE<sup>1</sup>

Len : 2 STOLEN/TRIED TO STEAL ANYTHING WORTH > \$50

	Freq	Pct
1 = 0 times .....	42088	74.98
2 = 1 or 2 times .....	314	0.56
3 = 3 to 5 times .....	68	0.12
4 = 6 to 9 times .....	28	0.05
5 = 10 or more times .....	56	0.10
85 = BAD DATA Logically assigned .....	8	0.01
94 = DON'T KNOW .....	61	0.11
97 = REFUSED .....	105	0.19
98 = BLANK (NO ANSWER) .....	11	0.02
99 = LEGITIMATE SKIP .....	13397	23.87

During the past 12 months, how many times have you attacked someone with the intent to seriously hurt them?

(SEN12C)

SNYATTAK<sup>1</sup>

Len : 2 ATTACKED SOMEONE W/INTENT TO SERIOUSLY HURT THEM

	Freq	Pct
1 = 0 times .....	42098	74.99
2 = 1 or 2 times .....	379	0.68
3 = 3 to 5 times .....	51	0.09
4 = 6 to 9 times .....	15	0.03
5 = 10 or more times .....	24	0.04
85 = BAD DATA Logically assigned .....	8	0.01
94 = DON'T KNOW .....	51	0.09
97 = REFUSED .....	102	0.18
98 = BLANK (NO ANSWER) .....	11	0.02
99 = LEGITIMATE SKIP .....	13397	23.87

How do you feel about adults trying marijuana or hashish once or twice?

(SEN13B)

SNFAMJEV<sup>1</sup>

Len : 2 HOW YOU FEEL: ADLTS TRYING MJ/HASH

	Freq	Pct
1 = Neither approve nor disapprove .....	28991	51.64
2 = Somewhat disapprove .....	4322	7.70
3 = Strongly disapprove .....	8683	15.47
85 = BAD DATA Logically assigned .....	7	0.01
94 = DON'T KNOW .....	402	0.72
97 = REFUSED .....	322	0.57
98 = BLANK (NO ANSWER) .....	12	0.02
99 = LEGITIMATE SKIP .....	13397	23.87

SOCIAL ENVIRONMENT

During the past 12 months, how many times did you attend religious services? Please do not include special occasions such as weddings, funerals, or other special events in your answer.

(SENRELAT)  
SNRLGSVC<sup>1</sup>

Len : 2 PAST 12 MOS, HOW MANY RELIG. SERVICES

	Freq	Pct
1 = 0 times .....	20555	36.62
2 = 1 to 2 times .....	4600	8.19
3 = 3 to 5 times .....	3860	6.88
4 = 6 to 24 times .....	4768	8.49
5 = 25 to 52 times .....	4461	7.95
6 = More than 52 times .....	4062	7.24
85 = BAD DATA Logically assigned .....	8	0.01
94 = DON'T KNOW .....	184	0.33
97 = REFUSED .....	229	0.41
98 = BLANK (NO ANSWER) .....	12	0.02
99 = LEGITIMATE SKIP .....	13397	23.87

These next questions are about the role that religious beliefs may play in your life. For each statement, please indicate whether you strongly disagree, disagree, agree, or strongly agree.

Your religious beliefs are a very important part of your life.

(SENREBE1)  
SNRLGIMP<sup>1</sup>

Len : 2 MY RELIGIOUS BELIEFS ARE VERY IMPORTANT

	Freq	Pct
1 = Strongly Disagree .....	8762	15.61
2 = Disagree .....	6379	11.36
3 = Agree .....	14070	25.06
4 = Strongly Agree .....	12603	22.45
85 = BAD DATA Logically assigned .....	7	0.01
94 = DON'T KNOW .....	427	0.76
97 = REFUSED .....	479	0.85
98 = BLANK (NO ANSWER) .....	12	0.02
99 = LEGITIMATE SKIP .....	13397	23.87

Your religious beliefs influence how you make decisions in your life.

(SENREBE2)  
SNRLDCSN<sup>1</sup>

Len : 2 MY RELIGIOUS BELIEFS INFLUENCE MY DECISIONS

	Freq	Pct
1 = Strongly Disagree .....	9029	16.08
2 = Disagree .....	7581	13.50
3 = Agree .....	14191	25.28
4 = Strongly Agree .....	11058	19.70
85 = BAD DATA Logically assigned .....	7	0.01
94 = DON'T KNOW .....	391	0.70
97 = REFUSED .....	470	0.84
98 = BLANK (NO ANSWER) .....	12	0.02
99 = LEGITIMATE SKIP .....	13397	23.87

It is important that your friends share your religious beliefs.

(SENREBE3)  
SNRLFRND<sup>1</sup>

Len : 2 IT IS IMPORTANT THAT MY FRIENDS SHARE REL BELIEFS

	Freq	Pct
1 = Strongly Disagree .....	15291	27.24
2 = Disagree .....	15776	28.10
3 = Agree .....	7611	13.56
4 = Strongly Agree .....	3114	5.55
85 = BAD DATA Logically assigned .....	7	0.01
94 = DON'T KNOW .....	467	0.83
97 = REFUSED .....	461	0.82
98 = BLANK (NO ANSWER) .....	12	0.02
99 = LEGITIMATE SKIP .....	13397	23.87

YOUTH EXPERIENCES

**YOUTH EXPERIENCES**

*The values in this section may be inconsistent with values for variables in other sections of the interview. Items in this section were edited when respondents legitimately skipped out of these items based on prior answers in earlier sections. Otherwise, variables in one section of the interview generally were not edited to make them consistent with variables in another section of the interview. This note applies to variables in this section marked by a<sup>1</sup>.*

The next questions are about school. By "school," we mean elementary school, junior high or middle school, high school, or a college or university. Please include home schooling as well.

Have you attended any type of school at any time during the past 12 months?

(YE09)

YEATNDYR<sup>1</sup>

Len : 2 ATTENDED ANY TYPE OF SCHOOL PAST 12 MONTHS

	Freq	Pct
1 = Yes.....	12613	22.47
2 = No.....	650	1.16
85 = BAD DATA Logically assigned.....	13	0.02
94 = DON'T KNOW.....	78	0.14
97 = REFUSED.....	42	0.07
98 = BLANK (NO ANSWER).....	1	0.00
99 = LEGITIMATE SKIP.....	42739	76.13

Some parents decide to educate their children at home rather than send them to school. Have you been home-schooled at any time during the past 12 months?

(YE09A)

YEHMSLYR<sup>1</sup>

Len : 2 HOME SCHOOLED AT ANY TIME DURING THE PAST 12 MOS

	Freq	Pct
1 = Yes.....	91	0.16
2 = No.....	621	1.11
85 = BAD DATA Logically assigned.....	12	0.02
94 = DON'T KNOW.....	23	0.04
97 = REFUSED.....	35	0.06
98 = BLANK (NO ANSWER).....	2	0.00
99 = LEGITIMATE SKIP.....	55352	98.60

Which of the statements below best describes how you felt overall about going to school during the past 12 months?

(YE10)

YESCHFLT<sup>1</sup>

Len : 2 HOW YOU FELT OVERALL ABT GOING TO SCHL PAST 12 MOS

	Freq	Pct
1 = You liked going to school a lot.....	3053	5.44
2 = You kind of liked going to school.....	6404	11.41
3 = You didn't like going to school very much.....	2354	4.19
4 = You hated going to school.....	872	1.55
85 = BAD DATA Logically assigned.....	1	0.00
94 = DON'T KNOW.....	14	0.02
97 = REFUSED.....	40	0.07
98 = BLANK (NO ANSWER).....	92	0.16
99 = LEGITIMATE SKIP.....	43306	77.14

During the past 12 months, how often did you feel that the school work you were assigned to do was meaningful and important?

(YE11)

YESCHWRK<sup>1</sup>

Len : 2 HOW OFTEN FELT SCHL WORK MEANINGFUL PST 12 MOS

	Freq	Pct
1 = Always.....	2804	5.00
2 = Sometimes.....	6265	11.16
3 = Seldom.....	2632	4.69
4 = Never.....	959	1.71
85 = BAD DATA Logically assigned.....	1	0.00
94 = DON'T KNOW.....	37	0.07
97 = REFUSED.....	40	0.07
98 = BLANK (NO ANSWER).....	92	0.16
99 = LEGITIMATE SKIP.....	43306	77.14



YOUTH EXPERIENCES

How important do you think the things you have learned in school during the past 12 months are going to be to you later in life?

(YE12)

YESCHIMP<sup>1</sup>

Len : 2 HOW IMPT THINGS LEARNED PST 12 MOS ARE GOING TO BE

	Freq	Pct
1 = Very important.....	3866	6.89
2 = Somewhat important.....	5595	9.97
3 = Somewhat unimportant.....	2330	4.15
4 = Very unimportant.....	870	1.55
85 = BAD DATA Logically assigned.....	1	0.00
94 = DON'T KNOW.....	39	0.07
97 = REFUSED.....	37	0.07
98 = BLANK (NO ANSWER).....	92	0.16
99 = LEGITIMATE SKIP.....	43306	77.14

How interesting do you think most of your courses at school during the past 12 months have been?

(YE13)

YESCHINT<sup>1</sup>

Len : 2 HOW INTERESTING ARE COURSES AT SCHL PAST 12 MONTHS

	Freq	Pct
1 = Very interesting.....	2672	4.76
2 = Somewhat interesting.....	6299	11.22
3 = Somewhat boring.....	2594	4.62
4 = Very boring.....	1100	1.96
85 = BAD DATA Logically assigned.....	1	0.00
94 = DON'T KNOW.....	31	0.06
97 = REFUSED.....	41	0.07
98 = BLANK (NO ANSWER).....	92	0.16
99 = LEGITIMATE SKIP.....	43306	77.14

During the past 12 months, how often did your teachers at school let you know when you were doing a good job with you school work?

(YE14)

YETCGJOB<sup>1</sup>

Len : 2 HOW OFTEN TCHR SAY DOING A GOOD JOB PAST 12 MONTHS

	Freq	Pct
1 = Always.....	3817	6.80
2 = Sometimes.....	5642	10.05
3 = Seldom.....	2272	4.05
4 = Never.....	936	1.67
85 = BAD DATA Logically assigned.....	1	0.00
94 = DON'T KNOW.....	27	0.05
97 = REFUSED.....	43	0.08
98 = BLANK (NO ANSWER).....	92	0.16
99 = LEGITIMATE SKIP.....	43306	77.14

What were your grades for the last semester or grading period you completed?

(YE15)

YELSTGRD<sup>1</sup>

Len : 2 GRADES FOR LAST SEMESTER/GRADING PERIOD COMPLETED

	Freq	Pct
1 = An "A+", "A" or "A-minus" average.....	4505	8.03
2 = A "B+", "B" or "B-minus" average.....	4825	8.60
3 = A "C+", "C" or "C-minus" average.....	1935	3.45
4 = A "D" or less than a "D" average.....	585	1.04
5 = My school does not give these grades.....	569	1.01
85 = BAD DATA Logically assigned.....	1	0.00
94 = DON'T KNOW.....	206	0.37
97 = REFUSED.....	112	0.20
98 = BLANK (NO ANSWER).....	92	0.16
99 = LEGITIMATE SKIP.....	43306	77.14

YOUTH EXPERIENCES

How many of the students in your grade at school would you say smoke cigarettes?

Please think about the school you would be attending if you were not home-schooled, as you answer these next questions.

How many of the students in your grade at school would you say smoke cigarettes?

(YE16A)

YESTSCIG<sup>1</sup>

Len : 2 HOW MANY SDNTS YOU KNOW IN GRADE SMOKE CIGARETTES

	Freq	Pct
1 = None of them .....	3963	7.06
2 = A few of them .....	6893	12.28
3 = Most of them.....	1228	2.19
4 = All of them.....	86	0.15
85 = BAD DATA Logically assigned.....	1	0.00
94 = DON'T KNOW .....	516	0.92
97 = REFUSED .....	51	0.09
98 = BLANK (NO ANSWER) .....	92	0.16
99 = LEGITIMATE SKIP.....	43306	77.14

How many of the students in your grade at school would you say use marijuana or hashish?

(YE16B)

YESTSMJ<sup>1</sup>

Len : 2 HOW MANY SDNTS YOU KNOW IN GRADE USE MJ/HASH

	Freq	Pct
1 = None of them .....	3803	6.77
2 = A few of them .....	4884	8.70
3 = Most of them.....	3140	5.59
4 = All of them.....	286	0.51
85 = BAD DATA Logically assigned.....	1	0.00
94 = DON'T KNOW .....	572	1.02
97 = REFUSED .....	52	0.09
98 = BLANK (NO ANSWER) .....	92	0.16
99 = LEGITIMATE SKIP.....	43306	77.14

How many of the students in your grade at school would you say drink alcoholic beverages?

(YE16C)

YESTSALC<sup>1</sup>

Len : 2 HOW MANY SDNTS YOU KNOW IN GRADE DRINK ALCOHOL

	Freq	Pct
1 = None of them .....	3452	6.15
2 = A few of them .....	5144	9.16
3 = Most of them.....	3253	5.79
4 = All of them.....	263	0.47
85 = BAD DATA Logically assigned.....	1	0.00
94 = DON'T KNOW .....	574	1.02
97 = REFUSED .....	51	0.09
98 = BLANK (NO ANSWER) .....	92	0.16
99 = LEGITIMATE SKIP.....	43306	77.14

How many of the students in your grade at school would you say get drunk at least once a week?

(YE16D)

YESTSDNK<sup>1</sup>

Len : 2 HOW MANY SDNTS YOU KNOW GET DRUNK WEEKLY

	Freq	Pct
1 = None of them .....	5931	10.57
2 = A few of them .....	4850	8.64
3 = Most of them.....	1046	1.86
4 = All of them.....	111	0.20
85 = BAD DATA Logically assigned.....	1	0.00
94 = DON'T KNOW .....	744	1.33
97 = REFUSED .....	55	0.10
98 = BLANK (NO ANSWER) .....	92	0.16
99 = LEGITIMATE SKIP.....	43306	77.14

YOUTH EXPERIENCES

The next questions ask about your parents. By parents, we mean either your biological parents, adoptive parents, stepparents, or adult guardians who live in your household.

During the past 12 months, how often did your parents check on whether you had done your homework?

(YE06A)

YEPCHKHW<sup>1</sup>

Len : 2 PRNTS CHECK IF YOU'VE DONE HOMEWORK PST 12 MOS

	Freq	Pct
1 = Always.....	6558	11.68
2 = Sometimes .....	3647	6.50
3 = Seldom.....	1350	2.40
4 = Never .....	1076	1.92
85 = BAD DATA Logically assigned .....	1	0.00
94 = DON'T KNOW .....	47	0.08
97 = REFUSED .....	59	0.11
98 = BLANK (NO ANSWER) .....	92	0.16
99 = LEGITIMATE SKIP.....	43306	77.14

During the past 12 months, how often did your parents provide help with your homework when you needed it?

(YE06B)

YEPHLPHW<sup>1</sup>

Len : 2 PRNTS HELPED YOU W/HOMEWORK PAST 12 MONTHS

	Freq	Pct
1 = Always.....	7154	12.74
2 = Sometimes .....	2823	5.03
3 = Seldom.....	1292	2.30
4 = Never .....	1354	2.41
85 = BAD DATA Logically assigned .....	1	0.00
94 = DON'T KNOW .....	51	0.09
97 = REFUSED .....	63	0.11
98 = BLANK (NO ANSWER) .....	92	0.16
99 = LEGITIMATE SKIP.....	43306	77.14

During the past 12 months, how often did your parents make you do chores around the house?

(YE06C)

YEPCHORE<sup>1</sup>

Len : 2 PRNTS MADE YOU DO WORK/CHORES PAST 12 MONTHS

	Freq	Pct
1 = Always.....	6797	12.11
2 = Sometimes .....	5081	9.05
3 = Seldom.....	954	1.70
4 = Never .....	420	0.75
85 = BAD DATA Logically assigned .....	13	0.02
94 = DON'T KNOW .....	62	0.11
97 = REFUSED .....	69	0.12
98 = BLANK (NO ANSWER) .....	1	0.00
99 = LEGITIMATE SKIP.....	42739	76.13

During the past 12 months, how often did your parents limit the amount of time you watched TV?

(YE06D)

YEPLMTTV<sup>1</sup>

Len : 2 PRNTS LIMITED YOUR AMT OF TV TIME PST 12 MOS

	Freq	Pct
1 = Always.....	1815	3.23
2 = Sometimes .....	3711	6.61
3 = Seldom.....	2487	4.43
4 = Never .....	5193	9.25
85 = BAD DATA Logically assigned .....	13	0.02
94 = DON'T KNOW .....	114	0.20
97 = REFUSED .....	63	0.11
98 = BLANK (NO ANSWER) .....	1	0.00
99 = LEGITIMATE SKIP.....	42739	76.13

YOUTH EXPERIENCES

During the past 12 months, how often did your parents limit the amount of time you went out with friends on school nights?

(YE06E)

YEPLMTSN<sup>1</sup>

Len : 2 PRNTS LIMITED YOUR TIME OUT W/FRNDS PST 12 MOS

	Freq	Pct
1 = Always.....	4661	8.30
2 = Sometimes.....	3430	6.11
3 = Seldom.....	1920	3.42
4 = Never.....	2380	4.24
85 = BAD DATA Logically assigned.....	1	0.00
94 = DON'T KNOW.....	252	0.45
97 = REFUSED.....	94	0.17
98 = BLANK (NO ANSWER).....	92	0.16
99 = LEGITIMATE SKIP.....	43306	77.14

During the past 12 months, how often did your parents let you know when you'd done a good job?

(YE06F)

YEPGJOB<sup>1</sup>

Len : 2 PRNTS LET YOU KNOW DONE A GOOD JOB PST 12 MOS

	Freq	Pct
1 = Always.....	7112	12.67
2 = Sometimes.....	4236	7.55
3 = Seldom.....	1284	2.29
4 = Never.....	611	1.09
85 = BAD DATA Logically assigned.....	13	0.02
94 = DON'T KNOW.....	86	0.15
97 = REFUSED.....	54	0.10
98 = BLANK (NO ANSWER).....	1	0.00
99 = LEGITIMATE SKIP.....	42739	76.13

During the past 12 months, how often did your parents tell you they were proud of you for something you had done?

(YE06G)

YEPROUD<sup>1</sup>

Len : 2 TELL YOU THEY'RE PROUD OF SOMETHING YOU'D DONE

	Freq	Pct
1 = Always.....	7375	13.14
2 = Sometimes.....	3899	6.95
3 = Seldom.....	1331	2.37
4 = Never.....	646	1.15
85 = BAD DATA Logically assigned.....	13	0.02
94 = DON'T KNOW.....	75	0.13
97 = REFUSED.....	57	0.10
98 = BLANK (NO ANSWER).....	1	0.00
99 = LEGITIMATE SKIP.....	42739	76.13

During the past 12 months, how many times have you argued or had a fight with at least one of your parents?

(YE18A)

YAYARGUP<sup>1</sup>

Len : 2 ARGUED/HAD A FIGHT WITH AT LEAST ONE OF YOUR PRNTS

	Freq	Pct
1 = 0 times.....	2712	4.83
2 = 1 or 2 times.....	3854	6.87
3 = 3 to 5 times.....	2784	4.96
4 = 6 to 9 times.....	1318	2.35
5 = 10 or more times.....	2426	4.32
85 = BAD DATA Logically assigned.....	13	0.02
94 = DON'T KNOW.....	189	0.34
97 = REFUSED.....	100	0.18
98 = BLANK (NO ANSWER).....	1	0.00
99 = LEGITIMATE SKIP.....	42739	76.13

YOUTH EXPERIENCES

During the past 12 months, how many times have you gotten into a serious fight at school or work?

(YE18B)

YEYFGTWS<sup>1</sup>

Len : 2 GOTTEN INTO A SERIOUS FIGHT AT SCHOOL/WORK

	Freq	Pct
1 = 0 times .....	10891	19.40
2 = 1 or 2 times .....	1820	3.24
3 = 3 to 5 times .....	382	0.68
4 = 6 to 9 times .....	91	0.16
5 = 10 or more times .....	76	0.14
85 = BAD DATA Logically assigned .....	13	0.02
94 = DON'T KNOW .....	69	0.12
97 = REFUSED .....	54	0.10
98 = BLANK (NO ANSWER) .....	1	0.00
99 = LEGITIMATE SKIP .....	42739	76.13

During the past 12 months, how many times have you taken part in a fight where a group of your friends fought against another group?

(YE18C)

YEYFGTGP<sup>1</sup>

Len : 2 TAKEN PART IN FIGHT WHERE GROUP FIGHTS GROUP

	Freq	Pct
1 = 0 times .....	11702	20.85
2 = 1 or 2 times .....	1224	2.18
3 = 3 to 5 times .....	208	0.37
4 = 6 to 9 times .....	64	0.11
5 = 10 or more times .....	47	0.08
85 = BAD DATA Logically assigned .....	13	0.02
94 = DON'T KNOW .....	82	0.15
97 = REFUSED .....	56	0.10
98 = BLANK (NO ANSWER) .....	1	0.00
99 = LEGITIMATE SKIP .....	42739	76.13

During the past 12 months, how many times have you carried a handgun?

(YE18D)

YEYHGUN<sup>1</sup>

Len : 2 CARRIED A HANDGUN

	Freq	Pct
1 = 0 times .....	12594	22.43
2 = 1 or 2 times .....	437	0.78
3 = 3 to 5 times .....	105	0.19
4 = 6 to 9 times .....	53	0.09
5 = 10 or more times .....	74	0.13
85 = BAD DATA Logically assigned .....	13	0.02
94 = DON'T KNOW .....	63	0.11
97 = REFUSED .....	57	0.10
98 = BLANK (NO ANSWER) .....	1	0.00
99 = LEGITIMATE SKIP .....	42739	76.13

During the past 12 months, how many times have you sold illegal drugs?

(YE18E)

YEYSELL<sup>1</sup>

Len : 2 SOLD ILLEGAL DRUGS

	Freq	Pct
1 = 0 times .....	13008	23.17
2 = 1 or 2 times .....	145	0.26
3 = 3 to 5 times .....	54	0.10
4 = 6 to 9 times .....	38	0.07
5 = 10 or more times .....	52	0.09
85 = BAD DATA Logically assigned .....	13	0.02
94 = DON'T KNOW .....	33	0.06
97 = REFUSED .....	53	0.09
98 = BLANK (NO ANSWER) .....	1	0.00
99 = LEGITIMATE SKIP .....	42739	76.13

YOUTH EXPERIENCES

During the past 12 months, how many times have you stolen or tried to steal anything worth more than \$50?

(YE18F)

YEYSTOLE<sup>1</sup>

Len : 2 STOLEN/TRIED TO STEAL ANYTHING WORTH >\$50

	Freq	Pct
1 = 0 times .....	12898	22.98
2 = 1 or 2 times .....	263	0.47
3 = 3 to 5 times .....	68	0.12
4 = 6 to 9 times .....	30	0.05
5 = 10 or more times .....	34	0.06
85 = BAD DATA Logically assigned .....	13	0.02
94 = DON'T KNOW .....	39	0.07
97 = REFUSED .....	51	0.09
98 = BLANK (NO ANSWER) .....	1	0.00
99 = LEGITIMATE SKIP .....	42739	76.13

During the past 12 months, how many times have you attacked someone with the intent to seriously hurt them?

(YE18G)

YEYATTAK<sup>1</sup>

Len : 2 ATTACKED SOMEONE W/INTENT TO SERIOUSLY HURT THEM

	Freq	Pct
1 = 0 times .....	12655	22.54
2 = 1 or 2 times .....	513	0.91
3 = 3 to 5 times .....	68	0.12
4 = 6 to 9 times .....	21	0.04
5 = 10 or more times .....	25	0.04
85 = BAD DATA Logically assigned .....	13	0.02
94 = DON'T KNOW .....	47	0.08
97 = REFUSED .....	54	0.10
98 = BLANK (NO ANSWER) .....	1	0.00
99 = LEGITIMATE SKIP .....	42739	76.13

How do you think your parents would feel about you smoking one or more packs of cigarettes per day?

(YE07A)

YEPPKIG<sup>1</sup>

Len : 2 HOW PRNTS WLD FEEL: YOU SMOKING 1+ PACK CIGS/DAY

	Freq	Pct
1 = Neither approve nor disapprove .....	562	1.00
2 = Somewhat disapprove .....	320	0.57
3 = Strongly disapprove .....	12291	21.90
85 = BAD DATA Logically assigned .....	13	0.02
94 = DON'T KNOW .....	142	0.25
97 = REFUSED .....	68	0.12
98 = BLANK (NO ANSWER) .....	1	0.00
99 = LEGITIMATE SKIP .....	42739	76.13

How do you think your parents would feel about you trying marijuana or hashish once or twice?

(YE07B)

YEPMJEV<sup>1</sup>

Len : 2 HOW PRNTS WLD FEEL: YOU TRYING MJ/HASH

	Freq	Pct
1 = Neither Approve or Disapprove .....	965	1.72
2 = Somewhat Disapprove .....	1436	2.56
3 = Strongly Disapprove .....	10764	19.17
85 = BAD DATA Logically assigned .....	13	0.02
94 = DON'T KNOW .....	144	0.26
97 = REFUSED .....	74	0.13
98 = BLANK (NO ANSWER) .....	1	0.00
99 = LEGITIMATE SKIP .....	42739	76.13

YOUTH EXPERIENCES

How do you think your parents would feel about you using marijuana or hashish once a month or more?

(YE07B1)

YEPMJMO<sup>1</sup>

Len : 2 HOW PRNTS WLD FEEL: YOU USING MJ/HASH MONTHLY

	Freq	Pct
1 = Neither Approve or Disapprove .....	824	1.47
2 = Somewhat Disapprove .....	1125	2.00
3 = Strongly Disapprove .....	11206	19.96
85 = BAD DATA Logically assigned .....	13	0.02
94 = DON'T KNOW .....	155	0.28
97 = REFUSED .....	73	0.13
98 = BLANK (NO ANSWER) .....	1	0.00
99 = LEGITIMATE SKIP .....	42739	76.13

How do you think your parents would feel about you having one or two drinks of an alcoholic beverage nearly every day?

(YE07C)

YEPALDLY<sup>1</sup>

Len : 2 HOW PRNTS WLD FEEL: YOU DRINKING ALC DAILY

	Freq	Pct
1 = Neither Approve or Disapprove .....	529	0.94
2 = Somewhat Disapprove .....	770	1.37
3 = Strongly Disapprove .....	11865	21.14
85 = BAD DATA Logically assigned .....	14	0.02
94 = DON'T KNOW .....	147	0.26
97 = REFUSED .....	71	0.13
98 = BLANK (NO ANSWER) .....	1	0.00
99 = LEGITIMATE SKIP .....	42739	76.13

How do you feel about someone your age smoking one or more packs of cigarettes a day?

(YE19A)

YEGPKCIG<sup>1</sup>

Len : 2 HOW YOU FEEL S/ONE YOUR AGE SMOKG 1+ PK CIGS/DY

	Freq	Pct
1 = Neither approve nor disapprove .....	908	1.62
2 = Somewhat disapprove .....	1099	1.96
3 = Strongly disapprove .....	11165	19.89
85 = BAD DATA Logically assigned .....	14	0.02
94 = DON'T KNOW .....	146	0.26
97 = REFUSED .....	64	0.11
98 = BLANK (NO ANSWER) .....	1	0.00
99 = LEGITIMATE SKIP .....	42739	76.13

How do you feel about someone your age trying marijuana or hashish once or twice?

(YE19B)

YEGMJJEVR<sup>1</sup>

Len : 2 HOW YOU FEEL S/ONE YOUR AGE TRYING MJ/HASH

	Freq	Pct
1 = Neither approve nor disapprove .....	2966	5.28
2 = Somewhat disapprove .....	2021	3.60
3 = Strongly disapprove .....	8178	14.57
85 = BAD DATA Logically assigned .....	14	0.02
94 = DON'T KNOW .....	147	0.26
97 = REFUSED .....	70	0.12
98 = BLANK (NO ANSWER) .....	1	0.00
99 = LEGITIMATE SKIP .....	42739	76.13

How do you feel about someone your age using marijuana once a month or more?

(YE19B1)

YEGMJMO<sup>1</sup>

Len : 2 HOW YOU FEEL S/ONE YOUR AGE USING MJ/HASH MONTHLY

	Freq	Pct
1 = Neither approve nor disapprove .....	2990	5.33
2 = Somewhat disapprove .....	1997	3.56
3 = Strongly disapprove .....	8166	14.55
85 = BAD DATA Logically assigned .....	14	0.02
94 = DON'T KNOW .....	155	0.28
97 = REFUSED .....	74	0.13
98 = BLANK (NO ANSWER) .....	1	0.00
99 = LEGITIMATE SKIP .....	42739	76.13

YOUTH EXPERIENCES

How do you feel about someone your age having one or two drinks of an alcoholic beverage nearly every day?

(YE19C)

YEGALDLY<sup>1</sup>

Len : 2 HOW YOU FEEL S/ONE YOUR AGE DRINKING ALC DLY

	Freq	Pct
1 = Neither approve nor disapprove .....	1366	2.43
2 = Somewhat disapprove .....	1775	3.16
3 = Strongly disapprove .....	10027	17.86
85 = BAD DATA Logically assigned .....	14	0.02
94 = DON'T KNOW .....	149	0.27
97 = REFUSED .....	65	0.12
98 = BLANK (NO ANSWER) .....	1	0.00
99 = LEGITIMATE SKIP .....	42739	76.13

How do you think your close friends would feel about you smoking one or more packs of cigarettes a day?

(YE20A)

YEFPKCIG<sup>1</sup>

Len : 2 HOW YOU FEEL FRIENDS SMOKING 1+ PACK CIGS/DAY

	Freq	Pct
1 = Neither approve nor disapprove .....	1108	1.97
2 = Somewhat disapprove .....	1653	2.94
3 = Strongly disapprove .....	10356	18.45
85 = BAD DATA Logically assigned .....	14	0.02
94 = DON'T KNOW .....	192	0.34
97 = REFUSED .....	72	0.13
98 = BLANK (NO ANSWER) .....	2	0.00
99 = LEGITIMATE SKIP .....	42739	76.13

How do you think your close friends would feel about you trying marijuana or hashish once or twice?

(YE20B)

YEFMJEVR<sup>1</sup>

Len : 2 HOW YOU FEEL FRIENDS USING MJ 1X/MO

	Freq	Pct
1 = Neither approve nor disapprove .....	3047	5.43
2 = Somewhat disapprove .....	2146	3.82
3 = Strongly disapprove .....	7904	14.08
85 = BAD DATA Logically assigned .....	14	0.02
94 = DON'T KNOW .....	208	0.37
97 = REFUSED .....	76	0.14
98 = BLANK (NO ANSWER) .....	2	0.00
99 = LEGITIMATE SKIP .....	42739	76.13

How do you think your close friends would feel about you using marijuana or hashish once a month or more?

(YE20B1)

YEFMJMO<sup>1</sup>

Len : 2 HOW YOU FEEL FRIENDS USING MJ MONTHLY

	Freq	Pct
1 = Neither approve nor disapprove .....	2881	5.13
2 = Somewhat disapprove .....	2005	3.57
3 = Strongly disapprove .....	8206	14.62
85 = BAD DATA Logically assigned .....	14	0.02
94 = DON'T KNOW .....	213	0.38
97 = REFUSED .....	76	0.14
98 = BLANK (NO ANSWER) .....	2	0.00
99 = LEGITIMATE SKIP .....	42739	76.13

How do you think your close friends would feel about you having one or two drinks of an alcoholic beverage nearly every day?

(YE20C)

YEFALDLY<sup>1</sup>

Len : 2 HOW YOU FEEL FRIENDS DRINKING ALC DAILY

	Freq	Pct
1 = Neither approve nor disapprove .....	1498	2.67
2 = Somewhat disapprove .....	2021	3.60
3 = Strongly disapprove .....	9583	17.07
85 = BAD DATA Logically assigned .....	14	0.02
94 = DON'T KNOW .....	206	0.37
97 = REFUSED .....	73	0.13
98 = BLANK (NO ANSWER) .....	2	0.00
99 = LEGITIMATE SKIP .....	42739	76.13



YOUTH EXPERIENCES

NOTE: In the variables YETLKPAP, YETLKBGF, YETLKOTA and YETLKSOP, codes of 11 were assigned if the respondent indicated that there was no one that he/she could talk to about a serious problem but the respondent also indicated 1 or more people that he/she could talk to about a serious problem.

If you wanted to talk to someone about a serious problem, which of the following people would you turn to?

(YE22)

YETLKNON<sup>1</sup>

Len : 2 THERE IS NOBODY I CAN TALK TO ABOUT SERIOUS PROBS

	Freq	Pct
1 = Response entered .....	776	1.38
6 = Response not entered .....	12189	21.71
11 = Response entered (& other responses entered).....	220	0.39
85 = BAD DATA Logically assigned .....	4	0.01
94 = DON'T KNOW .....	116	0.21
97 = REFUSED .....	80	0.14
98 = BLANK (NO ANSWER) .....	12	0.02
99 = LEGITIMATE SKIP.....	42739	76.13

(YE22)

YETLKPAP<sup>1</sup>

Len : 2 MY MOTHER/FATHER/GUARDIAN

	Freq	Pct
1 = Response entered .....	9498	16.92
6 = Response not entered .....	3602	6.42
11 = Response entered (YETLKNON=11) .....	85	0.15
85 = BAD DATA Logically assigned .....	10	0.02
94 = DON'T KNOW .....	116	0.21
97 = REFUSED .....	80	0.14
98 = BLANK (NO ANSWER) .....	6	0.01
99 = LEGITIMATE SKIP.....	42739	76.13

(YE22)

YETLKBGF<sup>1</sup>

Len : 2 MY BOYFRIEND/GIRLFRIEND

	Freq	Pct
1 = Response entered .....	3139	5.59
6 = Response not entered .....	9966	17.75
11 = Response entered (YETLKNON=11) .....	80	0.14
94 = DON'T KNOW .....	116	0.21
97 = REFUSED .....	80	0.14
98 = BLANK (NO ANSWER) .....	16	0.03
99 = LEGITIMATE SKIP.....	42739	76.13

(YE22)

YETLKOTA<sup>1</sup>

Len : 2 SOME OTHER ADULT

	Freq	Pct
1 = Response entered .....	3409	6.07
6 = Response not entered .....	9713	17.30
11 = Response entered (YETLKNON=11) .....	63	0.11
94 = DON'T KNOW .....	116	0.21
97 = REFUSED .....	80	0.14
98 = BLANK (NO ANSWER) .....	16	0.03
99 = LEGITIMATE SKIP.....	42739	76.13

(YE22)

YETLKSOP<sup>1</sup>

Len : 2 SOME OTHER PERSON

	Freq	Pct
1 = Response entered .....	4530	8.07
6 = Response not entered .....	8550	15.23
11 = Response entered (YETLKNON=11) .....	105	0.19
94 = DON'T KNOW .....	116	0.21
97 = REFUSED .....	80	0.14
98 = BLANK (NO ANSWER) .....	16	0.03
99 = LEGITIMATE SKIP.....	42739	76.13

YOUTH EXPERIENCES

Now think about the past 12 months, that is, from [DATEFILL] through today. During the past 12 months, have you talked with at least one of your parents about the dangers of tobacco, alcohol, or drug use? By parents, we mean either your biological parents, adoptive parents, stepparents, or adult guardians -- whether or not they live with you.

(YE08)

YEPRTDNG<sup>1</sup>

Len : 2 HAVE YOU TALKED W/PARENT(S) ABT DANGER OF TOB/ALC

	Freq	Pct
1 = Yes.....	7657	13.64
2 = No.....	5420	9.66
85 = BAD DATA Logically assigned.....	15	0.03
94 = DON'T KNOW.....	219	0.39
97 = REFUSED.....	84	0.15
98 = BLANK (NO ANSWER).....	2	0.00
99 = LEGITIMATE SKIP.....	42739	76.13

During the past 12 months have you participated in a problem solving, communication skills or self-esteem group?

(YE23B)

YEPRBSLV<sup>1</sup>

Len : 2 PRBLM SOLVING/COMMUNICATION SKILLS/SELF-ESTEEM GR

	Freq	Pct
1 = Yes.....	3673	6.54
2 = No.....	9263	16.50
85 = BAD DATA Logically assigned.....	15	0.03
94 = DON'T KNOW.....	375	0.67
97 = REFUSED.....	69	0.12
98 = BLANK (NO ANSWER).....	2	0.00
99 = LEGITIMATE SKIP.....	42739	76.13

During the past 12 months have you participated in a violence prevention program, where you learn ways to avoid fights and control anger?

(YE23C)

YEVIOPRV<sup>1</sup>

Len : 2 VIOLENCE PREVENTION PROGRAMS

	Freq	Pct
1 = Yes.....	1622	2.89
2 = No.....	11545	20.57
85 = BAD DATA Logically assigned.....	15	0.03
94 = DON'T KNOW.....	147	0.26
97 = REFUSED.....	66	0.12
98 = BLANK (NO ANSWER).....	2	0.00
99 = LEGITIMATE SKIP.....	42739	76.13

During the past 12 months have you participated in an alcohol, tobacco or drug prevention program outside of school, where you learn about the dangers of using, and how to resist using, alcohol, tobacco, or drugs?

(YE23G)

YEDGPRGP<sup>1</sup>

Len : 2 ALCOHOL/TOBACCO/DRUG PREV PGMS OUTSIDE SCHL

	Freq	Pct
1 = Yes.....	1450	2.58
2 = No.....	11745	20.92
85 = BAD DATA Logically assigned.....	15	0.03
94 = DON'T KNOW.....	122	0.22
97 = REFUSED.....	63	0.11
98 = BLANK (NO ANSWER).....	2	0.00
99 = LEGITIMATE SKIP.....	42739	76.13

During the past 12 months have you participated in a program or meeting to help you deal with drug or alcohol use by you or another member of your family, such as Alcoholics Anonymous, Alateen, or individual or group counseling?

(YE23J)

YESLFHLP<sup>1</sup>

Len : 2 AA/ALATEEN/INDIVIDUAL OR GROUP COUNSELING

	Freq	Pct
1 = Yes.....	472	0.84
2 = No.....	12693	22.61
85 = BAD DATA Logically assigned.....	15	0.03
94 = DON'T KNOW.....	143	0.25
97 = REFUSED.....	72	0.13
98 = BLANK (NO ANSWER).....	2	0.00
99 = LEGITIMATE SKIP.....	42739	76.13

YOUTH EXPERIENCES

During the past 12 months have you participated in pregnancy or sexually transmitted disease prevention programs?

(YE23O)

YEPRGSTD<sup>1</sup>

Len : 2 PREGNANCY OR SEXUALLY TRANSMITTED DISEASE PGMS

	Freq	Pct
1 = Yes.....	836	1.49
2 = No.....	12380	22.05
85 = BAD DATA Logically assigned.....	15	0.03
94 = DON'T KNOW.....	101	0.18
97 = REFUSED.....	63	0.11
98 = BLANK (NO ANSWER).....	2	0.00
99 = LEGITIMATE SKIP.....	42739	76.13

During the past 12 months, in how many different kinds of school-based activities, such as team sports, cheerleading, choir, band, student government, or clubs, have you participated?

(YE23P)

YESCHACT<sup>1</sup>

Len : 2 # OF SCHOOL-BASED ACT. PARTIC. IN PAST 12 MONTHS

	Freq	Pct
0 = None.....	2329	4.15
1 = One.....	3407	6.07
2 = Two.....	3498	6.23
3 = 3 or more.....	4000	7.13
85 = BAD DATA Logically assigned.....	15	0.03
94 = DON'T KNOW.....	87	0.15
97 = REFUSED.....	59	0.11
98 = BLANK (NO ANSWER).....	2	0.00
99 = LEGITIMATE SKIP.....	42739	76.13

During the past 12 months, in how many different kinds of community-based activities, such as volunteer activities, sports, clubs, or groups have you participated?

(YE23Q)

YECOMACT<sup>1</sup>

Len : 2 # OF COMM.-BASED ACT. PARTIC. IN PAST 12 MONTHS

	Freq	Pct
0 = None.....	3421	6.09
1 = One.....	3481	6.20
2 = Two.....	2829	5.04
3 = 3 or more.....	3432	6.11
85 = BAD DATA Logically assigned.....	15	0.03
94 = DON'T KNOW.....	157	0.28
97 = REFUSED.....	60	0.11
98 = BLANK (NO ANSWER).....	2	0.00
99 = LEGITIMATE SKIP.....	42739	76.13

During the past 12 months, in how many different kinds of church or faith-based activities, such as clubs, youth groups, Saturday or Sunday school, prayer groups, youth trips, service or volunteer activities have you participated?

(YE23R)

YEFAIACT<sup>1</sup>

Len : 2 # OF FAITH-BASED ACT. PARTIC. IN PAST 12 MONTHS

	Freq	Pct
0 = None.....	5814	10.36
1 = One.....	2800	4.99
2 = Two.....	1683	3.00
3 = 3 or more.....	2818	5.02
85 = BAD DATA Logically assigned.....	15	0.03
94 = DON'T KNOW.....	187	0.33
97 = REFUSED.....	78	0.14
98 = BLANK (NO ANSWER).....	2	0.00
99 = LEGITIMATE SKIP.....	42739	76.13

YOUTH EXPERIENCES

During the past 12 months, in how many different kinds of other activities, such as dance lessons, piano lessons, karate lessons, or horseback riding lessons, have you participated?

(YE23S)

YEOTHACT<sup>1</sup>

Len : 2 # OF OTHER ACT. PARTIC. IN PAST 12 MONTHS

	Freq	Pct
0 = None .....	8342	14.86
1 = One .....	2614	4.66
2 = Two.....	1048	1.87
3 = 3 or more.....	1186	2.11
85 = BAD DATA Logically assigned .....	15	0.03
94 = DON'T KNOW .....	127	0.23
97 = REFUSED .....	63	0.11
98 = BLANK (NO ANSWER) .....	2	0.00
99 = LEGITIMATE SKIP.....	42739	76.13

During the past 12 months have you had a special class about drugs or alcohol in school?

(YE24A)

YEDECLAS<sup>1</sup>

Len : 2 A SPECIAL CLASS ABOUT DRUGS OR ALCOHOL

	Freq	Pct
1 = Yes.....	5101	9.09
2 = No.....	7444	13.26
85 = BAD DATA Logically assigned .....	3	0.01
94 = DON'T KNOW .....	126	0.22
97 = REFUSED .....	63	0.11
98 = BLANK (NO ANSWER) .....	93	0.17
99 = LEGITIMATE SKIP.....	43306	77.14

During the past 12 months have you had films, lectures, discussions, or printed information about drugs or alcohol in one of your regular school classes such as health or physical education?

(YE24B)

YEDERGLR<sup>1</sup>

Len : 2 FILMS/LECTURES/DISCUS/INFO ABOUT DRG/ALC IN CLASS

	Freq	Pct
1 = Yes.....	7612	13.56
2 = No.....	4895	8.72
85 = BAD DATA Logically assigned .....	3	0.01
94 = DON'T KNOW .....	160	0.29
97 = REFUSED .....	67	0.12
98 = BLANK (NO ANSWER) .....	93	0.17
99 = LEGITIMATE SKIP.....	43306	77.14

During the past 12 months have you had films, lectures, discussions, or printed information about drugs or alcohol outside of one of your regular classes such as in a special assembly?

(YE24C)

YEDESPCL<sup>1</sup>

Len : 2 FILMS/LECTURES/DISCUS/INFO ABOUT DRG/ALC OUT CLAS

	Freq	Pct
1 = Yes.....	4784	8.52
2 = No.....	7681	13.68
85 = BAD DATA Logically assigned .....	3	0.01
94 = DON'T KNOW .....	197	0.35
97 = REFUSED .....	72	0.13
98 = BLANK (NO ANSWER) .....	93	0.17
99 = LEGITIMATE SKIP.....	43306	77.14

YOUTH EXPERIENCES

During the past 12 months have you seen or heard any alcohol or drug prevention messages from sources outside school such as posters, pamphlets, radio, or TV?

(YE25)

YEPVNTYR<sup>1</sup>

Len : 2 SEEN/HEARD ALC/DRG PREV MESSAGES FRM SOURC OUT SC

	Freq	Pct
1 = Yes.....	9222	16.43
2 = No.....	3869	6.89
85 = BAD DATA Logically assigned.....	16	0.03
94 = DON'T KNOW.....	218	0.39
97 = REFUSED.....	70	0.12
98 = BLANK (NO ANSWER).....	2	0.00
99 = LEGITIMATE SKIP.....	42739	76.13

During the past 12 months, how many times did you attend religious services? Please do not include special occasions such as weddings, funerals, or other special events in your answer.

(YERELATT)

YERLG SVC<sup>1</sup>

Len : 2 PAST 12 MOS, HOW MANY RELIG. SERVICES

	Freq	Pct
1 = 0 times.....	5707	10.17
2 = 1 to 2 times.....	1800	3.21
3 = 3 to 5 times.....	1002	1.78
4 = 6 to 24 times.....	1309	2.33
5 = 25 to 52 times.....	1350	2.40
6 = More than 52 times.....	1701	3.03
85 = BAD DATA Logically assigned.....	16	0.03
94 = DON'T KNOW.....	407	0.73
97 = REFUSED.....	103	0.18
98 = BLANK (NO ANSWER).....	2	0.00
99 = LEGITIMATE SKIP.....	42739	76.13

These next questions are about the role that religious beliefs may play in your life. For each statement, please indicate whether you strongly disagree, disagree, agree, or strongly agree.

Your religious beliefs are a very important part of your life.

(YEREBEL1)

YERLGIMP<sup>1</sup>

Len : 2 MY RELIGIOUS BELIEFS ARE VERY IMPORTANT

	Freq	Pct
1 = Strongly Disagree.....	2196	3.91
2 = Disagree.....	2150	3.83
3 = Agree.....	5015	8.93
4 = Strongly Agree.....	3543	6.31
85 = BAD DATA Logically assigned.....	16	0.03
94 = DON'T KNOW.....	330	0.59
97 = REFUSED.....	145	0.26
98 = BLANK (NO ANSWER).....	2	0.00
99 = LEGITIMATE SKIP.....	42739	76.13

Your religious beliefs influence how you make decisions in your life.

(YEREBEL2)

YERLDCSN<sup>1</sup>

Len : 2 MY RELIGIOUS BELIEFS INFLUENCE MY DECISIONS

	Freq	Pct
1 = Strongly Disagree.....	2464	4.39
2 = Disagree.....	2904	5.17
3 = Agree.....	4647	8.28
4 = Strongly Agree.....	2869	5.11
85 = BAD DATA Logically assigned.....	16	0.03
94 = DON'T KNOW.....	359	0.64
97 = REFUSED.....	136	0.24
98 = BLANK (NO ANSWER).....	2	0.00
99 = LEGITIMATE SKIP.....	42739	76.13

YOUTH EXPERIENCES

It is important that your friends share your religious beliefs.

(YEREBEL3)  
YERLFRND<sup>1</sup>

Len : 2 IT IS IMPORTANT THAT MY FRIENDS SHARE REL BELIEFS

	<b>Freq</b>	<b>Pct</b>
1 = Strongly Disagree .....	4560	8.12
2 = Disagree .....	4862	8.66
3 = Agree .....	2414	4.30
4 = Strongly Agree.....	971	1.73
85 = BAD DATA Logically assigned .....	16	0.03
94 = DON'T KNOW .....	432	0.77
97 = REFUSED .....	140	0.25
98 = BLANK (NO ANSWER) .....	2	0.00
99 = LEGITIMATE SKIP.....	42739	76.13

RECODED YOUTH EXPERIENCES

**RECODED YOUTH EXPERIENCES**

NOTE: The variables in this section are recoded variables that were created from one or more of the edited variables from the preceding section.

*(YESCHFLT)*  
SCHFELT

Len : 1 RC-HOW YTH FELT: ABOUT GOING TO SCHOOL IN PST YR		<b>Freq</b>	<b>Pct</b>
.	= Unknown/Aged 18+ (Otherwise).....	43453	77.41
1	= Liked A Lot/Kind of Liked (YESCHFLT=1,2).....	9457	16.85
2	= Didn't Like Very Much/Hated (YESCHFLT=3,4).....	3226	5.75

*(YETCGJOB)*  
TCHGJOB

Len : 1 RC-TEACHER LET YTH KNOW DOING GOOD JOB IN PST YR		<b>Freq</b>	<b>Pct</b>
.	= Unknown/Aged 18+ (Otherwise).....	43469	77.44
1	= Always/Sometimes (YETCGJOB=1,2).....	9459	16.85
2	= Seldom/Never (YETCGJOB=3,4).....	3208	5.71

*(YELSTGRD)*  
AVGGRADE

Len : 1 RC-GRADE AVERAGE FOR LAST GRADING PERIOD COMPLETED		<b>Freq</b>	<b>Pct</b>
.	= Unknown/Aged 18+ (Otherwise).....	44286	78.89
1	= D or Lower (YELSTGRD=4).....	585	1.04
2	= A, B, or C (YELSTGRD=1,2,3).....	11265	20.07

*(YESTSCIG)*  
STNDSCIG

Len : 1 RC-STUDENTS IN YTH GRADE SMOKE CIGARETTES		<b>Freq</b>	<b>Pct</b>
.	= Unknown/Aged 18+ (Otherwise).....	43966	78.32
1	= Most/All (YESTSCIG=3,4).....	1314	2.34
2	= None/Few (YESTSCIG=1,2).....	10856	19.34

*(YESTSMJ)*  
STNDSMJ

Len : 1 RC-STUDENTS IN YTH GRADE USE MARIJUANA		<b>Freq</b>	<b>Pct</b>
.	= Unknown/Aged 18+ (Otherwise).....	44023	78.42
1	= Most/All (YESTSMJ=3,4).....	3426	6.10
2	= None/Few (YESTSMJ=1,2).....	8687	15.47

*(YESTSALC)*  
STNDALC

Len : 1 RC-STUDENTS IN YTH GRADE DRINK ALCOHOLIC BEVERAGES		<b>Freq</b>	<b>Pct</b>
.	= Unknown/Aged 18+ (Otherwise).....	44024	78.42
1	= Most/All (YESTSALC=3,4).....	3516	6.26
2	= None/Few (YESTSALC=1,2).....	8596	15.31

*(YESTSDNK)*  
STNDDNK

Len : 1 RC-STUDENTS IN YTH GRADE GET DRUNK ONCE/WEEK		<b>Freq</b>	<b>Pct</b>
.	= Unknown/Aged 18+ (Otherwise).....	44198	78.73
1	= Most/All (YESTSDNK=3,4).....	1157	2.06
2	= None/Few (YESTSDNK=1,2).....	10781	19.21

*(YEPCHKHW)*  
PARCHKHW

Len : 1 RC-PARENTS CHECK IF HOMEWORK DONE IN PST YR		<b>Freq</b>	<b>Pct</b>
.	= Unknown/Aged 18+ (Otherwise).....	43505	77.50
1	= Always/Sometimes (YEPCHKHW=1,2).....	10205	18.18
2	= Seldom/Never (YEPCHKHW=3,4).....	2426	4.32

RECODED YOUTH EXPERIENCES

*(YEPHLPWH)*  
PARHLPWH

Len : 1 RC-PARENTS HELP WITH HOMEWORK IN PST YR		
	<b>Freq</b>	<b>Pct</b>
. = Unknown/Aged 18+ (Otherwise).....	43513	77.51
1 = Always/Sometimes (YEPHLPWH=1,2).....	9977	17.77
2 = Seldom/Never (YEPHLPWH=3,4).....	2646	4.71

*(YEPCHORE)*  
PRCHORE2

Len : 1 RC-PARENTS MAKE YTH DO CHORES AROUND HOUSE IN PST YR		
	<b>Freq</b>	<b>Pct</b>
. = Unknown/Aged 18+ (Otherwise).....	42884	76.39
1 = Always/Sometimes (YEPCHORE=1,2).....	11878	21.16
2 = Seldom/Never (YEPCHORE=3,4).....	1374	2.45

*(YEPLMTTV)*  
PRLMTTV2

Len : 1 RC-PARENTS LIMIT AMOUNT OF TV IN PST YR		
	<b>Freq</b>	<b>Pct</b>
. = Unknown/Aged 18+ (Otherwise).....	42930	76.47
1 = Always/Sometimes (YEPLMTTV=1,2).....	5526	9.84
2 = Seldom/Never (YEPLMTTV=3,4).....	7680	13.68

*(YEPLMTSN)*  
PARLMTSN

Len : 1 RC-PARENTS LIMIT TIME OUT ON SCHOOL NIGHT IN PST YR		
	<b>Freq</b>	<b>Pct</b>
. = Unknown/Aged 18+ (Otherwise).....	43745	77.93
1 = Always/Sometimes (YEPLMTSN=1,2).....	8091	14.41
2 = Seldom/Never (YEPLMTSN=3,4).....	4300	7.66

*(YEPGDJOB)*  
PRGDJOB2

Len : 1 RC-PARENTS TELL YTH HAD DONE GOOD JOB IN PST YR		
	<b>Freq</b>	<b>Pct</b>
. = Unknown/Aged 18+ (Otherwise).....	42893	76.41
1 = Always/Sometimes (YEPGDJOB=1,2).....	11348	20.22
2 = Seldom/Never (YEPGDJOB=3,4).....	1895	3.38

*(YEPPROUD)*  
PRPROUD2

Len : 1 RC-PARENTS TELL YTH PROUD OF THINGS DONE IN PST YR		
	<b>Freq</b>	<b>Pct</b>
. = Unknown/Aged 18+ (Otherwise).....	42885	76.39
1 = Always/Sometimes (YEPPROUD=1,2).....	11274	20.08
2 = Seldom/Never (YEPPROUD=3,4).....	1977	3.52

*(YEYARGUP)*  
ARGUPAR

Len : 1 RC-TIMES ARGUED/HAD A FIGHT WITH ONE PARENT IN PST YR		
	<b>Freq</b>	<b>Pct</b>
. = Unknown/Aged 18+ (Otherwise).....	43042	76.67
1 = 9 or Fewer (YEYARGUP=1,2,3,4).....	10668	19.00
2 = 10 or More (YEYARGUP=5).....	2426	4.32

*(YEYFGTSW)*  
YOFIGHT2

Len : 1 RC-YOUTH HAD SERIOUS FIGHT AT SCHOOL/WORK		
	<b>Freq</b>	<b>Pct</b>
. = Unknown/Aged 18+ (Otherwise).....	42876	76.38
1 = One or More Times (YEYFGTSW=2,3,4,5).....	2369	4.22
2 = None (YEYFGTSW=1).....	10891	19.40

*(YEYFGTGP)*  
YOGRPFT2

Len : 1 RC-YOUTH FOUGHT WITH GROUP VS OTHER GROUP		
	<b>Freq</b>	<b>Pct</b>
. = Unknown/Aged 18+ (Otherwise).....	42891	76.41
1 = One or More Times (YEYFGTGP=2,3,4,5).....	1543	2.75
2 = None (YEYFGTGP=1).....	11702	20.85



RECODED YOUTH EXPERIENCES

(YEYHGUN)  
YOHGUN2

Len : 1 RC-YOUTH CARRIED A HANDGUN		
	<b>Freq</b>	<b>Pct</b>
. = Unknown/Aged 18+ (Otherwise).....	42873	76.37
1 = One or More Times (YEYHGUN=2,3,4,5).....	669	1.19
2 = None (YEYHGUN=1).....	12594	22.43

(YEYSELL)  
YOSELL2

Len : 1 RC-YOUTH SOLD ILLEGAL DRUGS		
	<b>Freq</b>	<b>Pct</b>
. = Unknown/Aged 18+ (Otherwise).....	42839	76.31
1 = One or More Times (YEYSELL=2,3,4,5).....	289	0.51
2 = None (YEYSELL=1).....	13008	23.17

(YEYSTOLE)  
YOSTOLE2

Len : 1 RC-YOUTH STOLE/TRIED TO STEAL ITEM >\$50		
	<b>Freq</b>	<b>Pct</b>
. = Unknown/Aged 18+ (Otherwise).....	42843	76.32
1 = One or More Times (YEYSTOLE=2,3,4,5).....	395	0.70
2 = None (YEYSTOLE=1).....	12898	22.98

(YEYATTAK)  
YOATTAK2

Len : 1 RC-YOUTH ATTACKED WITH INTENT TO SERIOUSLY HARM		
	<b>Freq</b>	<b>Pct</b>
. = Unknown/Aged 18+ (Otherwise).....	42854	76.34
1 = One or More Times (YEYATTAK=2,3,4,5).....	627	1.12
2 = None (YEYATTAK=1).....	12655	22.54

(YEPPKCIG)  
PRPKCIG2

Len : 1 RC-YTH THINK: PARENTS FEEL ABT YTH SMOKE PACK CIG/DAY		
	<b>Freq</b>	<b>Pct</b>
. = Unknown/Aged 18+ (Otherwise).....	42963	76.53
1 = Strongly Disapprove (YEPPKCIG=3).....	12291	21.90
2 = Somewhat Disapprove or Neither (YEPPKCIG=1,2).....	882	1.57

(YEPMJEVR)  
PRMJEVR2

Len : 1 RC-YTH THINK: PARENTS FEEL ABT YTH TRY MARIJUANA		
	<b>Freq</b>	<b>Pct</b>
. = Unknown/Aged 18+ (Otherwise).....	42971	76.55
1 = Strongly Disapprove (YEPMJEVR=3).....	10764	19.17
2 = Somewhat Disapprove or Neither (YEPMJEVR=1,2).....	2401	4.28

(YEPMJMO)  
PRMJMO

Len : 1 RC-YTH THINK: PARENTS FEEL ABT YTH USE MARIJUANA MNTHLY		
	<b>Freq</b>	<b>Pct</b>
. = Unknown/Aged 18+ (Otherwise).....	42981	76.57
1 = Strongly Disapprove (YEPMJMO=3).....	11206	19.96
2 = Somewhat Disapprove or Neither (YEPMJMO=1,2).....	1949	3.47

(YEPALDLY)  
PRALDLY2

Len : 1 RC-YTH THINK: PARNTS FEEL ABT YTH DRK 1-2 ALC BEV/DAY		
	<b>Freq</b>	<b>Pct</b>
. = Unknown/Aged 18+ (Otherwise).....	42972	76.55
1 = Strongly Disapprove (YEPALDLY=3).....	11865	21.14
2 = Somewhat Disapprove or Neither (YEPALDLY=1,2).....	1299	2.31

(YEGPKCIG)  
YFLPKCG2

Len : 1 RC-HOW YTH FEELS: PEERS SMOKE PACK/DAY CIG		
	<b>Freq</b>	<b>Pct</b>
. = Unknown/Aged 18+ (Otherwise).....	42964	76.54
1 = Strongly/Somewhat Disapprove (YEGPKCIG=2,3).....	12264	21.85
2 = Neither Approve Nor Disapprove (YEGPKCIG=1).....	908	1.62

RECODED YOUTH EXPERIENCES

(YEGMJEVJR)  
YFLTMRJ2

Len : 1 RC-HOW YTH FEELS: PEERS TRY MARIJUANA		
	<b>Freq</b>	<b>Pct</b>
. = Unknown/Aged 18+ (Otherwise).....	42971	76.55
1 = Strongly/Somewhat Disapprove (YEGMJEVJR=2,3).....	10199	18.17
2 = Neither Approve Nor Disapprove (YEGMJEVJR=1).....	2966	5.28

(YEGMJMO)  
YFLMJMO

Len : 1 RC-HOW YTH FEELS: PEERS USING MARIJUANA MONTHLY		
	<b>Freq</b>	<b>Pct</b>
. = Unknown/Aged 18+ (Otherwise).....	42983	76.57
1 = Strongly/Somewhat Disapprove (YEGMJMO=2,3).....	10163	18.10
2 = Neither Approve Nor Disapprove (YEGMJMO=1).....	2990	5.33

(YEGALDLY)  
YFLADLY2

Len : 1 RC-HOW YTH FEELS: PEERS DRNK 1-2 ALC BEV/DAY		
	<b>Freq</b>	<b>Pct</b>
. = Unknown/Aged 18+ (Otherwise).....	42968	76.54
1 = Strongly/Somewhat Disapprove (YEGALDLY=2,3).....	11802	21.02
2 = Neither Approve Nor Disapprove (YEGALDLY=1).....	1366	2.43

(YEFKPCIG)  
FRDPCIG2

Len : 1 RC-YTH THINK: CLSE FRND FEEL ABT YTH SMK 1+ PAC DAILY		
	<b>Freq</b>	<b>Pct</b>
. = Unknown/Aged 18+ (Otherwise).....	43019	76.63
1 = Strongly/Somewhat Disapprove (YEFKPCIG=2,3).....	12009	21.39
2 = Neither Approve Nor Disapprove (YEFKPCIG=1).....	1108	1.97

(YEFMJEVJR)  
FRDMEVR2

Len : 1 RC-YTH THINK: CLOSE FRNDS FEEL ABT YTH TRY MARIJUANA		
	<b>Freq</b>	<b>Pct</b>
. = Unknown/Aged 18+ (Otherwise).....	43039	76.67
1 = Strongly/Somewhat Disapprove (YEFMJEVJR=2,3).....	10050	17.90
2 = Neither Approve Nor Disapprove (YEFMJEVJR=1).....	3047	5.43

(YEFMJMO)  
FRDMJMON

Len : 1 RC-YTH THINK: CLSE FRNDS FEEL ABT YTH USE MARIJUANA MON		
	<b>Freq</b>	<b>Pct</b>
. = Unknown/Aged 18+ (Otherwise).....	43044	76.68
1 = Strongly/Somewhat Disapprove (YEFMJMO=2,3).....	10211	18.19
2 = Neither Approve Nor Disapprove (YEFMJMO=1).....	2881	5.13

(YEFALDLY)  
FRDADLY2

Len : 1 RC-YTH THINK: CLSE FRND FEEL ABT YTH HAVE 1-2 ALC/DAY		
	<b>Freq</b>	<b>Pct</b>
. = Unknown/Aged 18+ (Otherwise).....	43034	76.66
1 = Strongly/Somewhat Disapprove (YEFALDLY=2,3).....	11604	20.67
2 = Neither Approve Nor Disapprove (YEFALDLY=1).....	1498	2.67

The following variable, TALKPROB, was created from the variables containing information on who youths would talk with about serious problems: No one (YETLKNON), parent/guardian (YETLKPAR), boyfriend/girlfriend (YETLKBGF), other adults (YETLKOTA), or some other person (YETLKSOP). Youths who did not report a positive response to at least one of the source variables (no source variables=1), or youths who reported both being able to talk with no one (YETLKNON=11) and being able to talk to someone (YETLKPAR, YETLKBGF, YETLKOTA, or YETLKSOP=11), or respondents over the age of 17 (all source variables=99) were coded as system missing.

(YETLKBGF, YETLKNON, YETLKOTA, YETLKPAR, YETLKSOP)  
TALKPROB

Len : 1 RC-WHO YTH TALKS WITH ABOUT SERIOUS PROBLEMS		
	<b>Freq</b>	<b>Pct</b>
. = Otherwise (See comment above).....	43171	76.90
1 = No One (YETLKNON=1).....	776	1.38
2 = Someone (YETLKPAR, YETLKBGF, YETLKOTA, or YETLKSOP=1).....	12189	21.71

RECODED YOUTH EXPERIENCES

(YEPRTDNG)  
PRTALK3

Len : 1	RC-TALKED WITH PARENT ABOUT DANGER TOB/ALC/DRG		
	. = Unknown/Aged 18+ (Otherwise).....	<b>Freq</b>	<b>Pct</b>
	1 = Yes (YEPRTDNG=1).....	43059	76.70
	2 = No (YEPRTDNG=2).....	7657	13.64
		5420	9.66

(YEPRBSLV)  
PRBSOLV2

Len : 1	RC-PARTICIPATED IN PRBSLV/COMMSKILL/SELFESTEEM GROUP		
	. = Unknown/Aged 18+ (Otherwise).....	<b>Freq</b>	<b>Pct</b>
	1 = Yes (YEPRBSLV=1).....	43200	76.96
	2 = No (YEPRBSLV=2).....	3673	6.54
		9263	16.50

(YEVIOPRV)  
PREVIOL2

Len : 1	RC-PARTICIPATED IN VIOLENCE PREVENTION PROGRAM		
	. = Unknown/Aged 18+ (Otherwise).....	<b>Freq</b>	<b>Pct</b>
	1 = Yes (YEVIOPRV=1).....	42969	76.54
	2 = No (YEVIOPRV=2).....	1622	2.89
		11545	20.57

(YEDGPRGP)  
PRVDRGO2

Len : 1	RC-PARTICIPATED IN SUBSTANCE PREV PROGRAM OUTSIDE SCHOOL		
	. = Unknown/Aged 18+ (Otherwise).....	<b>Freq</b>	<b>Pct</b>
	1 = Yes (YEDGPRGP=1).....	42941	76.49
	2 = No (YEDGPRGP=2).....	1450	2.58
		11745	20.92

(YESLFHLP)  
GRPCNSL2

Len : 1	RC-PARTICIPATED IN PROGRAM TO HELP SUBSTANCE USE		
	. = Unknown/Aged 18+ (Otherwise).....	<b>Freq</b>	<b>Pct</b>
	1 = Yes (YESLFHLP=1).....	42971	76.55
	2 = No (YESLFHLP=2).....	472	0.84
		12693	22.61

(YEPRGSTD)  
PREGPGM2

Len : 1	RC-PARTICIPATED IN PREG/STD PREVENTION PROGRAM		
	. = Unknown/Aged 18+ (Otherwise).....	<b>Freq</b>	<b>Pct</b>
	1 = Yes (YEPRGSTD=1).....	42920	76.46
	2 = No (YEPRGSTD=2).....	836	1.49
		12380	22.05

The following variable, YTHACT2, was created by counting the number of positive responses reported over the following four youth activity questions: School-based (YESCHACT), community-based (YECOMACT), church or faith-based (YEFAIACT), or other activities (YEOTHACT). Youth respondents who reported participation in two or more activities were included in the "Two or more activities" category regardless of how many other activity questions were answered. Youth respondents who did not answer two or more of the four youth activity questions with a "yes" or "no" response were coded as system missing. To be included in the "None or one activity" category, a youth respondent must have answered two or more of the activity questions and reported they participated in either zero or one activity.

(YECOMACT, YEFAIACT, YEOTHACT, YESCHACT)  
YTHACT2

Len : 1	RC-YTH PARTICIPATED IN YOUTH ACTIVITIES		
	. = Otherwise/Aged 18+ (See comment above).....	<b>Freq</b>	<b>Pct</b>
	1 = None or one activity (See comment above).....	42879	76.38
	2 = Two or more activities (See comment above).....	2140	3.81
		11117	19.80

(YEPVNTYR)  
DRPRVME3

Len : 1	RC-YTH SEEN ALC OR DRUG PREVENTION MESSAGE OUTSIDE SCHOOL		
	. = Unknown/Aged 18+ (Otherwise).....	<b>Freq</b>	<b>Pct</b>
	1 = Yes (YEPVNTYR=1).....	43045	76.68
	2 = No (YEPVNTYR=2).....	9222	16.43
		3869	6.89

RECODED YOUTH EXPERIENCES

(YEDECLAS, YEDERGLR, YEDESPCL)

ANYEDUC3

Len : 1 RC-YTH HAD ANY DRUG OR ALCOHOL EDUCATION IN SCHOOL

	<b>Freq</b>	<b>Pct</b>
. = Unknown/Aged 18+ (Otherwise).....	43603	77.67
1 = Yes (YEDECLAS=1 or YEDERGLR=1 or YEDESPCL=1).....	8967	15.97
2 = No (YEDECLAS=2 & YEDERGLR=2 & YEDESPCL=2).....	3566	6.35

(YERLGSVC)

RLGATTD

Len : 1 RC-NUMBER TIMES ATTEND RELIGIOUS SERVICES IN PST YR

	<b>Freq</b>	<b>Pct</b>
. = Unknown/Aged 18+ (Otherwise).....	43267	77.08
1 = 25 or More (YERLGSVC=5,6).....	3051	5.44
2 = Less than 25 (YERLGSVC=1,2,3,4).....	9818	17.49

(YERLGIMP)

RLGIMPT

Len : 1 RC-RELIGIOUS BELIEFS VERY IMPORTANT IN LIFE

	<b>Freq</b>	<b>Pct</b>
. = Unknown/Aged 18+ (Otherwise).....	43232	77.01
1 = Agree/Strongly Agree (YERLGIMP=3,4).....	8558	15.25
2 = Strongly Disagree/Disagree (YERLGIMP=1,2).....	4346	7.74

(YERLDCSN)

RLGDCSN

Len : 1 RC-RELIGIOUS BELIEFS INFLUENCE LIFE DECISIONS

	<b>Freq</b>	<b>Pct</b>
. = Unknown/Aged 18+ (Otherwise).....	43252	77.05
1 = Agree/Strongly Agree (YERLDCSN=3,4).....	7516	13.39
2 = Strongly Disagree/Disagree (YERLDCSN=1,2).....	5368	9.56

(YERLFRND)

RLGFRND

Len : 1 RC-IMPORTANT FOR FRIENDS TO SHARE RELIGIOUS BELIEFS

	<b>Freq</b>	<b>Pct</b>
. = Unknown/Aged 18+ (Otherwise).....	43329	77.19
1 = Agree/Strongly Agree (YERLFRND=3,4).....	3385	6.03
2 = Strongly Disagree/Disagree (YERLFRND=1,2).....	9422	16.78

MENTAL HEALTH

**MENTAL HEALTH**

*The values in this section may be inconsistent with values for variables in other sections of the interview. Items in this section were edited when respondents legitimately skipped out of these items based on prior answers in earlier sections. Otherwise, variables in one section of the interview generally were not edited to make them consistent with variables in another section of the interview. This note applies to variables in this section marked by a<sup>1</sup>.*

These questions ask how you have been feeling during the past 30 days.

During the past 30 days, how often did you feel nervous?

(NERVE30)

DSTNRV30<sup>1</sup>

Len : 2 HOW OFTEN FELT NERVOUS PAST 30 DAYS

	Freq	Pct
1 = All of the time.....	1544	2.75
2 = Most of the time.....	2898	5.16
3 = Some of the time.....	9742	17.35
4 = A little of the time.....	13984	24.91
5 = None of the time.....	14247	25.38
85 = BAD DATA Logically assigned.....	8	0.01
94 = DON'T KNOW.....	136	0.24
97 = REFUSED.....	168	0.30
98 = BLANK (NO ANSWER).....	12	0.02
99 = LEGITIMATE SKIP.....	13397	23.87

During the past 30 days, how often did you feel hopeless?

(HOPE30)

DSTHOP30<sup>1</sup>

Len : 2 HOW OFTEN FELT HOPELESS PAST 30 DAYS

	Freq	Pct
1 = All of the time.....	968	1.72
2 = Most of the time.....	1537	2.74
3 = Some of the time.....	4933	8.79
4 = A little of the time.....	8165	14.55
5 = None of the time.....	26799	47.74
85 = BAD DATA Logically assigned.....	8	0.01
94 = DON'T KNOW.....	138	0.25
97 = REFUSED.....	179	0.32
98 = BLANK (NO ANSWER).....	12	0.02
99 = LEGITIMATE SKIP.....	13397	23.87

During the past 30 days, how often did you feel restless or fidgety?

(FIDG30)

DSTRST30<sup>1</sup>

Len : 2 HOW OFTEN FELT RESTLESS/FIDGETY PST 30 DYS

	Freq	Pct
1 = All of the time.....	1470	2.62
2 = Most of the time.....	2685	4.78
3 = Some of the time.....	7752	13.81
4 = A little of the time.....	11126	19.82
5 = None of the time.....	19343	34.46
85 = BAD DATA Logically assigned.....	8	0.01
94 = DON'T KNOW.....	175	0.31
97 = REFUSED.....	168	0.30
98 = BLANK (NO ANSWER).....	12	0.02
99 = LEGITIMATE SKIP.....	13397	23.87

MENTAL HEALTH

During the past 30 days, how often did you feel so sad or depressed that nothing could cheer you up?

(NOCHR30)  
DSTCHR30<sup>1</sup>

Len : 2 HOW OFTEN FELT SAD NOTHING COULD CHEER YOU UP

	Freq	Pct
1 = All of the time.....	908	1.62
2 = Most of the time.....	1696	3.02
3 = Some of the time.....	4871	8.68
4 = A little of the time.....	8211	14.63
5 = None of the time.....	26725	47.61
85 = BAD DATA Logically assigned.....	8	0.01
94 = DON'T KNOW.....	133	0.24
97 = REFUSED.....	175	0.31
98 = BLANK (NO ANSWER).....	12	0.02
99 = LEGITIMATE SKIP.....	13397	23.87

During the past 30 days, how often did you feel that everything was an effort?

(EFFORT30)  
DSTEFF30<sup>1</sup>

Len : 2 HOW OFT FELT EVERYTHING EFFORT PST 30 DYS

	Freq	Pct
1 = All of the time.....	2311	4.12
2 = Most of the time.....	3214	5.73
3 = Some of the time.....	6707	11.95
4 = A little of the time.....	10535	18.77
5 = None of the time.....	19445	34.64
85 = BAD DATA Logically assigned.....	8	0.01
94 = DON'T KNOW.....	303	0.54
97 = REFUSED.....	204	0.36
98 = BLANK (NO ANSWER).....	12	0.02
99 = LEGITIMATE SKIP.....	13397	23.87

During the past 30 days, how often did you feel down on yourself, no good or worthless?

(DOWN30)  
DSTNGD30<sup>1</sup>

Len : 2 HOW OFT FELT DOWN/WTHLSS/NO GOOD PST 30 DYS

	Freq	Pct
1 = All of the time.....	1164	2.07
2 = Most of the time.....	2004	3.57
3 = Some of the time.....	4717	8.40
4 = A little of the time.....	8356	14.89
5 = None of the time.....	26150	46.58
85 = BAD DATA Logically assigned.....	8	0.01
94 = DON'T KNOW.....	139	0.25
97 = REFUSED.....	189	0.34
98 = BLANK (NO ANSWER).....	12	0.02
99 = LEGITIMATE SKIP.....	13397	23.87

The last questions asked about how you have been feeling during the past 30 days. Now think about the past 12 months. Was there a month in the past 12 months when you felt more depressed, anxious, or emotionally stressed than you felt during the past 30 days?

(WORST30)  
DSTWORST<sup>1</sup>

Len : 2 MON IN PST 12 MOS FELT WORSE THAN PST 30 DYS

	Freq	Pct
1 = Yes.....	14386	25.63
2 = No.....	27962	49.81
85 = BAD DATA Logically assigned.....	8	0.01
94 = DON'T KNOW.....	181	0.32
97 = REFUSED.....	190	0.34
98 = BLANK (NO ANSWER).....	12	0.02
99 = LEGITIMATE SKIP.....	13397	23.87

MENTAL HEALTH

Think of one month in the past 12 months when you were the most depressed, anxious, or emotionally stressed.

During that month, how often did you feel nervous?

*(DSNERV1)*  
DSTNRV12<sup>1</sup>

Len : 2 HOW OFT FELT NERVOUS IN WORST MONTH, PST 12 MOS

	Freq	Pct
1 = All of the time.....	2271	4.05
2 = Most of the time.....	4001	7.13
3 = Some of the time.....	4624	8.24
4 = A little of the time.....	2760	4.92
5 = None of the time.....	714	1.27
85 = BAD DATA Logically assigned.....	4	0.01
94 = DON'T KNOW.....	13	0.02
97 = REFUSED.....	193	0.34
98 = BLANK (NO ANSWER).....	197	0.35
99 = LEGITIMATE SKIP.....	41359	73.68

During that same month when you were at your worst emotionally...

how often did you feel hopeless?

*(DSHOPE)*  
DSTHOP12<sup>1</sup>

Len : 2 HOW OFTEN FELT HOPELESS IN WORST MONTH

	Freq	Pct
1 = All of the time.....	1956	3.48
2 = Most of the time.....	2891	5.15
3 = Some of the time.....	3545	6.32
4 = A little of the time.....	2992	5.33
5 = None of the time.....	2984	5.32
85 = BAD DATA Logically assigned.....	4	0.01
94 = DON'T KNOW.....	11	0.02
97 = REFUSED.....	197	0.35
98 = BLANK (NO ANSWER).....	197	0.35
99 = LEGITIMATE SKIP.....	41359	73.68

During that same month when you were at your worst emotionally...

how often did you feel restless or fidgety?

*(DSFIDG)*  
DSTRST12<sup>1</sup>

Len : 2 HOW OFTEN FELT RESTLESS IN WORST MONTH

	Freq	Pct
1 = All of the time.....	1829	3.26
2 = Most of the time.....	2783	4.96
3 = Some of the time.....	4076	7.26
4 = A little of the time.....	3445	6.14
5 = None of the time.....	2227	3.97
85 = BAD DATA Logically assigned.....	4	0.01
94 = DON'T KNOW.....	17	0.03
97 = REFUSED.....	199	0.35
98 = BLANK (NO ANSWER).....	197	0.35
99 = LEGITIMATE SKIP.....	41359	73.68

MENTAL HEALTH

During that same month when you were at your worst emotionally...

how often did you feel so sad or depressed that nothing could cheer you up?

(DSNOCHR)

DSTCHR12<sup>1</sup>

Len : 2 HOW OFTEN COULDN'T BE CHEERED UP IN WORST MONTH

	Freq	Pct
1 = All of the time.....	1905	3.39
2 = Most of the time.....	2879	5.13
3 = Some of the time.....	3445	6.14
4 = A little of the time.....	3161	5.63
5 = None of the time.....	2971	5.29
85 = BAD DATA Logically assigned.....	4	0.01
94 = DON'T KNOW.....	15	0.03
97 = REFUSED.....	200	0.36
98 = BLANK (NO ANSWER).....	197	0.35
99 = LEGITIMATE SKIP.....	41359	73.68

During that same month when you were at your worst emotionally...

how often did you feel that everything was an effort?

(DSEFFORT)

DSTEFF12<sup>1</sup>

Len : 2 HOW OFT FELT EVERYTHING AN EFFORT IN WORST MON

	Freq	Pct
1 = All of the time.....	2468	4.40
2 = Most of the time.....	3141	5.60
3 = Some of the time.....	3599	6.41
4 = A little of the time.....	3173	5.65
5 = None of the time.....	1954	3.48
85 = BAD DATA Logically assigned.....	4	0.01
94 = DON'T KNOW.....	34	0.06
97 = REFUSED.....	207	0.37
98 = BLANK (NO ANSWER).....	197	0.35
99 = LEGITIMATE SKIP.....	41359	73.68

During that same month when you were at your worst emotionally...

how often did you feel down on yourself, no good, or worthless?

(DSDOWN)

DSTNGD12<sup>1</sup>

Len : 2 HOW OFTEN FELT NO GOOD IN WORST MONTH

	Freq	Pct
1 = All of the time.....	2077	3.70
2 = Most of the time.....	2641	4.70
3 = Some of the time.....	3262	5.81
4 = A little of the time.....	2931	5.22
5 = None of the time.....	3444	6.14
85 = BAD DATA Logically assigned.....	4	0.01
94 = DON'T KNOW.....	18	0.03
97 = REFUSED.....	203	0.36
98 = BLANK (NO ANSWER).....	197	0.35
99 = LEGITIMATE SKIP.....	41359	73.68

During that one month when your emotions, nerves or mental health interfered most with your daily activities...

how much difficulty did you have remembering to do things you needed to do?

(LIREMEM)

IMPREM12<sup>1</sup>

Len : 2 DIFFICULTY REMEMBERING ONE MO IN PST 12 MOS

	Freq	Pct
1 = No difficulty.....	16108	28.69
2 = Mild difficulty.....	10859	19.34
3 = Moderate difficulty.....	4865	8.67
4 = Severe difficulty.....	1484	2.64
85 = BAD DATA Logically assigned.....	8	0.01
94 = DON'T KNOW.....	124	0.22
97 = REFUSED.....	102	0.18
99 = LEGITIMATE SKIP.....	22586	40.23



MENTAL HEALTH

During that one month when your emotions, nerves or mental health interfered most with your daily activities...

how much difficulty did you have concentrating on doing something important when other things were going on around you?

(LICONCEN)  
IMPCONCN<sup>1</sup>

Len : 2 DIFFICULTY CONCENTRATING ONE MO IN PST 12 MOS

	Freq	Pct
1 = No difficulty .....	14265	25.41
2 = Mild difficulty.....	11340	20.20
3 = Moderate difficulty .....	5668	10.10
4 = Severe difficulty.....	2041	3.64
85 = BAD DATA Logically assigned.....	8	0.01
94 = DON'T KNOW .....	125	0.22
97 = REFUSED .....	103	0.18
99 = LEGITIMATE SKIP.....	22586	40.23

During that one month when your emotions, nerves or mental health interfered most with your daily activities...

how much difficulty did you have going out of the house and getting around on your own?

(LIGOOUT1)  
IMPGOUT<sup>1</sup>

Len : 2 DIFFICULTY GOING OUT ONE MO IN PST 12 MO

	Freq	Pct
1 = No difficulty .....	20467	36.46
2 = Mild difficulty.....	6218	11.08
3 = Moderate difficulty .....	3957	7.05
4 = Severe difficulty.....	1746	3.11
5 = You didn't leave the house on your own .....	936	1.67
85 = BAD DATA Logically assigned.....	8	0.01
94 = DON'T KNOW .....	113	0.20
97 = REFUSED .....	105	0.19
99 = LEGITIMATE SKIP.....	22586	40.23

Did problems with your emotions, nerves, or mental health keep you from leaving the house on your own?

(LIGOOUT2)  
IMPGOUTM<sup>1</sup>

Len : 2 EMOTIONAL PROBLEMS KEEP YOU FROM LEAVING HOUSE

	Freq	Pct
1 = Yes.....	645	1.15
2 = No.....	287	0.51
94 = DON'T KNOW .....	4	0.01
97 = REFUSED .....	105	0.19
98 = BLANK (NO ANSWER) .....	121	0.22
99 = LEGITIMATE SKIP.....	54974	97.93

During that one month when your emotions, nerves or mental health interfered most with your daily activities...

how much difficulty did you have dealing with people you did not know well?

(LISTRANI)  
IMPPEOP<sup>1</sup>

Len : 2 DIFFICULTY DEALING W STRANGERS ONE MO IN PST 12 M

	Freq	Pct
1 = No difficulty .....	18149	32.33
2 = Mild difficulty.....	7462	13.29
3 = Moderate difficulty .....	4454	7.93
4 = Severe difficulty.....	2057	3.66
5 = You didn't deal with people you did not know well.....	1189	2.12
85 = BAD DATA Logically assigned.....	8	0.01
94 = DON'T KNOW .....	122	0.22
97 = REFUSED .....	109	0.19
99 = LEGITIMATE SKIP.....	22586	40.23

MENTAL HEALTH

Did problems with your emotions, nerves, or mental health keep you from dealing with people you did not know well?

*(LISTRAN2)*  
IMPPEOPM<sup>1</sup>

Len : 2 EMOTIONAL PROBLEMS KEEP YOU FROM DEALING W STRAGR	Freq	Pct
1 = Yes.....	647	1.15
2 = No.....	534	0.95
94 = DON'T KNOW.....	8	0.01
97 = REFUSED.....	109	0.19
98 = BLANK (NO ANSWER).....	130	0.23
99 = LEGITIMATE SKIP.....	54708	97.46

During that one month when your emotions, nerves or mental health interfered most with your daily activities...  
how much difficulty did you have participating in social activities, like visiting friends or going to parties?

*(LISOC1)*  
IMPSOC<sup>1</sup>

Len : 2 DIFFICULTY PARTICIPATE IN SOCIAL ACT 1 MO /12 MO	Freq	Pct
1 = No difficulty.....	16670	29.70
2 = Mild difficulty.....	7621	13.58
3 = Moderate difficulty.....	4718	8.40
4 = Severe difficulty.....	2595	4.62
5 = You didn't participate in social activities.....	1727	3.08
85 = BAD DATA Logically assigned.....	8	0.01
94 = DON'T KNOW.....	112	0.20
97 = REFUSED.....	99	0.18
99 = LEGITIMATE SKIP.....	22586	40.23

Did problems with your emotions, nerves, or mental health keep you from participating in social activities?

*(LISOC2)*  
IMPSOCM<sup>1</sup>

Len : 2 EMOTIONAL PROBS KEEP YOU FROM PART IN SOCIAL	Freq	Pct
1 = Yes.....	1079	1.92
2 = No.....	644	1.15
94 = DON'T KNOW.....	3	0.01
97 = REFUSED.....	100	0.18
98 = BLANK (NO ANSWER).....	120	0.21
99 = LEGITIMATE SKIP.....	54190	96.53

During that one month when your emotions, nerves or mental health interfered most with your daily activities...  
how much difficulty did you have taking care of household responsibilities?

*(LIHHRES1)*  
IMPHHLD<sup>1</sup>

Len : 2 DIFFICULTY HOUSE RESPONS ONE MO IN PST 12 MO	Freq	Pct
1 = No difficulty.....	17381	30.96
2 = Mild difficulty.....	8132	14.49
3 = Moderate difficulty.....	4819	8.58
4 = Severe difficulty.....	2509	4.47
5 = You didn't take care of household responsibilities.....	494	0.88
85 = BAD DATA Logically assigned.....	8	0.01
94 = DON'T KNOW.....	109	0.19
97 = REFUSED.....	98	0.17
99 = LEGITIMATE SKIP.....	22586	40.23

Did problems with your emotions, nerves, or mental health keep you from taking care of household responsibilities?

*(LIHHRES2)*  
IMPHHLDM<sup>1</sup>

Len : 2 EMOTIONL PROBS MAKE KEEP YOU FRM TAKING CARE HOUS	Freq	Pct
1 = Yes.....	351	0.63
2 = No.....	140	0.25
94 = DON'T KNOW.....	1	0.00
97 = REFUSED.....	100	0.18
98 = BLANK (NO ANSWER).....	117	0.21
99 = LEGITIMATE SKIP.....	55427	98.74

MENTAL HEALTH

During that one month when your emotions, nerves or mental health interfered most with your daily activities...

how much difficulty did you have taking care of your daily responsibilities at work or school?

(LIWKRES1)  
IMPRES1<sup>1</sup>

Len : 2 DIFFICULTY WORK RESPONS ONE MO IN PST 12 MO	Freq	Pct
1 = No difficulty .....	18443	32.85
2 = Mild difficulty.....	7639	13.61
3 = Moderate difficulty .....	3892	6.93
4 = Severe difficulty.....	1773	3.16
5 = You didn't work or go to school.....	1553	2.77
85 = BAD DATA Logically assigned .....	8	0.01
94 = DON'T KNOW .....	131	0.23
97 = REFUSED .....	111	0.20
99 = LEGITIMATE SKIP.....	22586	40.23

Did problems with your emotions, nerves, or mental health keep you from working or going to school?

(LIWKRES2)  
IMPRESM1<sup>1</sup>

Len : 2 DID EMOTIONAL PROBS KEEP YOU FROM WORK/SCHOOL	Freq	Pct
1 = Yes.....	411	0.73
2 = No.....	1120	2.00
94 = DON'T KNOW .....	14	0.02
97 = REFUSED .....	119	0.21
98 = BLANK (NO ANSWER) .....	139	0.25
99 = LEGITIMATE SKIP.....	54333	96.79

During that one month when your emotions, nerves or mental health interfered most with your daily activities...

how much difficulty did you have getting your daily work done as quickly as needed?

(LIWKQUIC)  
IMPWORK1<sup>1</sup>

Len : 2 DIFFICULTY DOING DAILY WORK ONE MO IN PST 12 MO	Freq	Pct
1 = No difficulty .....	16407	29.23
2 = Mild difficulty.....	9414	16.77
3 = Moderate difficulty .....	4303	7.67
4 = Severe difficulty.....	1655	2.95
85 = BAD DATA Logically assigned .....	8	0.01
94 = DON'T KNOW .....	109	0.19
97 = REFUSED .....	101	0.18
99 = LEGITIMATE SKIP.....	24139	43.00

You mentioned having difficulty with or being unable to do such things as [FILL].

During the past 12 months, about how many weeks did you have any of these difficulties because of your emotions, nerves, or mental health? If you can't remember the exact number, just give your best estimate.

(IMWEEK1)  
IMPWEEKS1<sup>1</sup>

Len : 2 NUM WEEKS HAVE DIFFICULTIES BECAUSE OF MENTL HLTH	Freq	Pct
RANGE = 1 - 52 .....	23426	41.73
85 = BAD DATA Logically assigned .....	4	0.01
94 = DON'T KNOW .....	862	1.54
97 = REFUSED .....	260	0.46
98 = BLANK (NO ANSWER) .....	157	0.28
99 = LEGITIMATE SKIP.....	31427	55.98

MENTAL HEALTH

During that/those [IMWEEK1FILL] week/weeks did you have these kinds of difficulties every day, most days, or only one or two days a week?

(IMDAYS)  
IMPDYFRQ<sup>1</sup>

Len : 2 HOW MANY DAYS IN WEEK DID YOU HAVE DIFFICULTIES		Freq	Pct
1 = Every day.....		1469	2.62
2 = Most days.....		7974	14.20
3 = Only one or two days a week.....		13917	24.79
85 = BAD DATA Logically assigned.....		4	0.01
94 = DON'T KNOW.....		48	0.09
97 = REFUSED.....		278	0.50
98 = BLANK (NO ANSWER).....		1019	1.82
99 = LEGITIMATE SKIP.....		31427	55.98

About how many days out of 365 in the past 12 months were you totally unable to work or carry out your normal activities because of your emotions, nerves or mental health?

You can use any number between 0 and 365 to answer.

(LLAD68)  
IMPYDAYS<sup>1</sup>

Len : 3 HOW MANY DAY IN PAST YR YOU WERE UNABLE TO WORK		Freq	Pct
RANGE = 0 - 365.....		23907	42.59
985 = BAD DATA Logically assigned.....		4	0.01
994 = DON'T KNOW.....		460	0.82
997 = REFUSED.....		181	0.32
998 = BLANK (NO ANSWER).....		157	0.28
999 = LEGITIMATE SKIP.....		31427	55.98

The next few questions are about thoughts of suicide. At any time in the past 12 months, that is from [DATEFILL] up to and including today, did you seriously think about trying to kill yourself?

(SUI01)  
SUICTHNK<sup>1</sup>

Len : 2 SERIOUSLY THINK ABOUT KILLING SELF PST 12 MOS		Freq	Pct
1 = Yes.....		3071	5.47
2 = No.....		39319	70.04
85 = BAD DATA Logically assigned.....		8	0.01
94 = DON'T KNOW.....		99	0.18
97 = REFUSED.....		230	0.41
98 = BLANK (NO ANSWER).....		12	0.02
99 = LEGITIMATE SKIP.....		13397	23.87

During the past 12 months, did you make any plans to kill yourself?

(SUI02)  
SUICPLAN<sup>1</sup>

Len : 2 MAKE PLANS TO KILL YOURSELF PST 12 MOS		Freq	Pct
1 = Yes.....		962	1.71
2 = No.....		2108	3.76
85 = BAD DATA Logically assigned.....		4	0.01
97 = REFUSED.....		231	0.41
98 = BLANK (NO ANSWER).....		115	0.20
99 = LEGITIMATE SKIP.....		52716	93.91

During the past 12 months, did you try to kill yourself?

(SUI03)  
SUICTRY<sup>1</sup>

Len : 2 TRY TO KILL YOURSELF PAST 12 MONTHS		Freq	Pct
1 = Yes.....		431	0.77
2 = No.....		2636	4.70
85 = BAD DATA Logically assigned.....		4	0.01
97 = REFUSED.....		234	0.42
98 = BLANK (NO ANSWER).....		115	0.20
99 = LEGITIMATE SKIP.....		52716	93.91

RECODED MENTAL HEALTH

**RECODED MENTAL HEALTH**

NOTE: The variables in this section are recoded variables that were created from one or more variables from the following two sections: Mental Health and Recoded Substance Dependence and Abuse.

Recoded variables were defined to measure psychological distress, Serious Mental Illness (SMI) and other levels of mental illness, as well as suicide ideation. A logistic regression model revised in 2012 is used to determine the predicted probability of SMI. The predicted mental illness variables (e.g., SMIYR\_U, AMIYR\_U) that were derived from the 2012 model were examined to determine how they were associated with the mental health predictor variables in the 2012 model. It was found that the 2012 model significantly overestimated the proportion of adults aged 18 or older with SMI (and those with AMI) who had suicidal thoughts in the past year and also the proportion of adults who had MDE in the past year. Therefore, it is recommended that the mental illness variables derived from the 2012 model should not be used when analyzing past year suicidal thoughts, past year MDE, or other associated variables (including past year suicide attempts, suicide plans, medical treatment for suicide attempts, or lifetime MDE). Similarly, it is recommended that model-based mental illness variables should not be used in conjunction with the K6 variables (including serious psychological distress) or WHODAS variables in any analyses. Specific details about the creation and use of the distress and mental illness variables can be found in the Recoded Mental Health Appendix.

NOTE: The following five variables contain information about psychological distress. The 2008 NSDUH was the first survey year where variables on past month psychological distress (K6SCMON and SPDMON) were available and these variables were used beginning with the 2008 Detailed Tables. A second set of variables describes past year psychological distress (K6SCYR, K6SCMAX, and SPDYR). The past year distress variables, K6SCMAX and SPDYR, were created based on data from the past month K6 items and the worst month in the past year K6 items. Prior to the 2008 NSDUH, past year distress was based only on the worst month in the past year K6 items (SPD\_UADJ). Due to the addition of the past month K6 items, it was determined that past year SPD in 2008 and later years is not comparable with years prior to 2008. In order to be able to make comparisons of SPD estimates across years, statistically adjusted variables were created for 2005-2007. The 2005-2007 adjusted past year SPD recodes, K6SMXADJ and SPDYRADJ, can be renamed to the 2008 SPD variable names for use in analyses that use data from 2005 and subsequent years.

The following variable, K6SCMON, is a score with values ranging from 0 to 24 indicating the level of psychological distress over the past 30 days (past month). This variable is based on data collected from a series of six questions known as the K6, asking adult respondents how frequently they experienced symptoms of psychological distress during the past 30 days. These questions include the following symptoms of distress: feeling nervous (DSTNRV30), feeling hopeless (DSTHOP30), feeling restless or fidgety (DSTRST30), feeling so sad or depressed that nothing could cheer you up (DSTCHR30), feeling that everything was an effort (DSTEFF30), and feeling down on yourself, no good, or worthless (DSTNGD30). For each of the six items listed above, responses of "all of the time" were coded 4, "most of the time" were coded 3, "some of the time" were coded 2, "a little of the time" were coded 1, and "none of the time" and all other responses were coded 0. These assigned values were summed across the six items to calculate a total score for K6SCMON. Specific details about this variable are provided in the Recoded Mental Health Appendix.

*(DSTCHR30, DSTEFF30, DSTHOP30, DSTNGD30, DSTNRV30, DSTRST30)*

<u>K6SCMON</u>	Len : 2 RC-K6 TOTAL SCORE IN PAST MONTH		
	RANGE = 0 - 24.....	<b>Freq</b>	<b>Pct</b>
	. = Aged 12-17 (AGE2<7).....	42739	76.13
		13397	23.87

*(K6SCMON)*

<u>SPDMON</u>	Len : 1 RC-PAST MONTH SERIOUS PSYCH DISTRESS INDICATOR		
	. = Aged 12-17 (K6SCMON=.).....	<b>Freq</b>	<b>Pct</b>
	0 = No (K6SCMON<13).....	13397	23.87
	1 = Yes (K6SCMON>=13).....	38591	68.75
		4148	7.39

NOTE: The two variables directly above are defined based on questions asking about a respondent's level of psychological distress over the past 30 days. Respondents were then asked if there was a month in the past 12 months when they felt more depressed, anxious, or emotionally stressed than they felt in the past 30 days. This level of psychological distress is referenced as the "worst month in past year" in the following documentation.

The following variable, K6SCYR, is a score with values ranging from 0 to 24 indicating the level of psychological distress during the worst month of the past year, that was not the past 30 days. This variable is only defined for respondents who reported that there was a month in the past 12 months when he/she was more depressed, anxious, or emotionally stressed than during the past 30 days (DSTWORST=1). This score variable is based on a series of six questions asking respondents how frequently they experienced symptoms of psychological distress during their worst month in the past year (only if the worst month was not the past 30 days). These questions are from the K6 and include the following symptoms of distress: feeling nervous (DSTNRV12), feeling hopeless (DSTHOP12), feeling restless or fidgety (DSTRST12), feeling so sad or depressed that nothing could cheer them up (DSTCHR12), feeling that everything was an effort (DSTEFF12), and feeling down on themselves, no good, or worthless (DSTNGD12). For each of the six items listed above, responses of "all of the time" were coded 4, "most of the time" were coded 3, "some of the time" were coded 2, "a little of the time" were coded 1, and "none of the time" and all other responses were coded 0. These assigned values were summed across the six items to calculate a total score for K6SCYR. For respondents who indicated that they did not have a month in the past year worse than the past 30 days, K6SCYR was set to missing. Specific details about this variable are provided in the Recoded Mental Health Appendix.

*(DSTCHR12, DSTEFF12, DSTHOP12, DSTNGD12, DSTNRV12, DSTRST12, DSTWORST)*

<u>K6SCYR</u>	Len : 2 RC-K6 TOTAL SCORE IN WORST MONTH OF PAST YEAR		
	RANGE = 0 - 24.....	<b>Freq</b>	<b>Pct</b>
	. = Aged 12-17 (AGE2<7) or DSTWORST in (2,85,94,97,98).....	14386	25.63
		41750	74.37

RECODED MENTAL HEALTH

The following variable, K6SCMAX, is defined to be the higher K6 score between the past month K6 total score (K6SCMON) variable, and the K6 total score in the worst month of the past year if the worst month was not the past 30 days (K6SCYR) variable.

(DSTWORST, K6SCMON, K6SCYR)

K6SCMAX Len : 2 RC-WORST K6 TOTAL SCORE IN PAST YEAR

	Freq	Pct
RANGE = 0 - 24.....	42739	76.13
. = Aged 12-17 (AGE2<7).....	13397	23.87

(K6SCMAX)

SPDYR Len : 1 RC-PAST YEAR SERIOUS PSYCHOLOGICAL DISTRESS INDICATOR

	Freq	Pct
. = Aged 12-17 (K6SCMAX=.).....	13397	23.87
0 = No (K6SCMAX<13).....	35075	62.48
1 = Yes (K6SCMAX>=13).....	7664	13.65

NOTE: The following four variables present suicide information based on responses to the suicidal ideation screen.

(SUICTHNK)

MHSUITHK Len : 1 RC-SERIOUSLY THOUGHT ABOUT KILLING SELF IN PAST YEAR

	Freq	Pct
. = Aged 12-17/Unknown (Otherwise).....	13746	24.49
0 = No (SUICTHNK=2).....	39319	70.04
1 = Yes (SUICTHNK=1).....	3071	5.47

The following suicide variable, MHSUTK\_U, is used in the 2012 mental illness prediction model. It is defined differently than MHSUITHK which is used in the detailed tables. See the mental illness variables further down in this section and the Recoded Mental Health Appendix for more details.

(MHSUITHK)

MHSUTK\_U Len : 1 RC-SERIOUS TGHGT ABT KILL SLF PY - 'UNKN' IMP AS 'NO'

	Freq	Pct
. = Aged 12-17 (AGE2<7).....	13397	23.87
0 = No/Unknown (AGE2>=7 and MHSUITHK=.,0).....	39668	70.66
1 = Yes (AGE2>=7 and MHSUITHK=1).....	3071	5.47

(MHSUITHK, SUICPLAN)

MHSUIPLN Len : 1 RC-MADE PLANS TO KILL SELF IN PAST YEAR

	Freq	Pct
. = Aged 12-17/Unknown (Otherwise).....	13747	24.49
0 = No (SUICPLAN=2 or MHSUITHK=0).....	41427	73.80
1 = Yes (SUICPLAN=1).....	962	1.71

(MHSUITHK, SUICTRY)

MHSUITRY Len : 1 RC-ATTEMPTED TO KILL SELF IN PAST YEAR

	Freq	Pct
. = Aged 12-17/Unknown (Otherwise).....	13750	24.49
0 = No (SUICTRY=2 or MHSUITHK=0).....	41955	74.74
1 = Yes (SUICTRY=1).....	431	0.77

RECODED MENTAL HEALTH

NOTE: The following 10 variables pertain to the creation of the variables on mental illness. These variables include total scores from the psychological distress and impairment scales, the predicted probability of serious mental illness (SMI), and indicators of various levels of mental illness. Until 2012, a model developed for the 2008 NSDUH was used to determine mental illness status. A revised and improved model predicting mental illness was used starting with the 2012 NSDUH. All mental illness estimates presented in detailed or mental health detailed tables from the 2008 NSDUH and onward have been updated; thus, these estimates are based on the revised model. Additional details about the creation and use of these variables are provided in the Recoded Mental Health Appendix.

The following variable, WSPDSC2, is an alternative version of the original worst K6 total score in the past year (K6SCMAX) with values ranging from 0 to 17 rather than 0 to 24. The original total score variable is documented previously in this section with the psychological distress variables. This alternative total score was calculated by assigning a value of 0 when K6SCMAX had a value from 0 to 7 and assigning a value of 1 to 17 when K6SCMAX had a corresponding value from 8 to 24. This alternative version was used in the regression model to determine SMI because SMI prevalence was typically extremely low for respondents with worst K6 total scores less than 8. Specific details about this variable are provided in the Recoded Mental Health Appendix.

(K6SCMAX)  
WSPDSC2

Len : 2	RC-ALTERNATIVE WORST K6 TOTAL SCORE		
		<b>Freq</b>	<b>Pct</b>
	RANGE = 0 - 17.....	42739	76.13
	. = Aged 12-17 (AGE2<7).....	13397	23.87

NOTE: The following two variables, WHODASC2 and WHODASC3, are score variables that indicate the level of impairment for respondents. These variables are based on data collected from a series of thirteen questions asking respondents how much difficulty they experienced in doing eight daily activities in the one month in the past year when they were at their worst emotionally. These questions, drawn from the World Health Organization Disability Assessment Schedule (WHODAS), comprise an abbreviated scale which is used to capture information on impairment (see the Recoded Mental Health Appendix for more information). Respondents who had indicated during the administration of any of the K6 items that they had experienced at least one of the K6 symptoms (defined in the note above variables K6SCMON and K6SCYR) at least "a little of the time" (i.e., K6SCMON greater than 0 or K6SCYR greater than 0) were asked about remembering to do things they needed to do (IMPPEMEM), concentrating on doing something important when other things were going on around them (IMPCONCN), going out of the house and getting around on their own (IMPGOUT, IMPGOUTM), dealing with people they did not know well (IMPPEOP, IMPPEOPM), participating in social activities (IMPSOC, IMPSOCM), taking care of household responsibilities (IMPHHLD, IMPHHLDM), taking care of daily responsibilities at work or school (IMPRES, IMPRESM), and getting daily work done as quickly as needed (IMPWORK, IMPRESM). Respondents who reported that they did not engage in an activity were asked a follow-up question to determine if they did not do so because of emotions, nerves, or mental health.

For the original WHODAS total score, WHODASC2, a value of 3 was assigned for each of the daily activities that a respondent indicated having "severe" difficulty performing, or if the respondent indicated not performing the activity due to problems with emotions, nerves, or mental health. A value of 2 was assigned for each of the daily activities that a respondent indicated having "moderate" difficulty performing, and a value of 1 was assigned for "mild" difficulty. For activities that had a follow-up question, a response of "yes" were assigned a value of a 3 as having "severe difficulty." A value of 0 was assigned for all other responses and nonresponses for each activity. These assigned values were summed to calculate a total score for WHODASC2 which ranges from 0 to 24.

For the alternative WHODAS total score, WHODASC3, a value of 1 was assigned for each of the daily activities that a respondent indicated having "moderate" or "severe" difficulty performing, or if the respondent indicated not performing the activity due to problems with emotions, nerves, or mental health. For activities that had a follow-up question, a response of "yes" were assigned a value of a 1 as having "moderate or severe difficulty." A value of 0 was assigned for all other responses and nonresponses for each activity. These assigned values were summed to calculate a total score for WHODASC3 which ranges from 0 to 8. The alternative version of the WHODAS total score (WHODASC3) was used in the regression model to determine SMI, since it was thought that the sum of a dichotomous measure might fit better than the sum of a linear continuous measure.

Specific details about these variables are provided in the Recoded Mental Health Appendix.

(IMPCONCN, IMPGOUT, IMPGOUTM, IMPHHL, IMPHHLDM, IMPPEOP, IMPPEOPM, IMPPEMEM, IMPRES, IMPRESM, IMPSOC, IMPSOCM, IMPWORK, K6SCMAX)  
WHODASC2

Len : 2	RC-WHODAS TOTAL SCORE		
		<b>Freq</b>	<b>Pct</b>
	RANGE = 0 - 24.....	42739	76.13
	. = Aged 12-17 (AGE2<7).....	13397	23.87

(IMPCONCN, IMPGOUT, IMPGOUTM, IMPHHL, IMPHHLDM, IMPPEOP, IMPPEOPM, IMPPEMEM, IMPRES, IMPRESM, IMPSOC, IMPSOCM, IMPWORK, K6SCMAX)  
WHODASC3

Len : 1	RC-ALTERNATIVE WHODAS TOTAL SCORE		
		<b>Freq</b>	<b>Pct</b>
	RANGE = 0 - 8.....	42739	76.13
	. = Aged 12-17 (AGE2<7).....	13397	23.87

RECODED MENTAL HEALTH

NOTE: The following 11 mental illness variables are based on the 2012 mental illness prediction model. These variables are not comparable with similarly named variables (based on the 2008 mental illness prediction model) in previous NSDUHs; thus, these variables were renamed by appending " \_U" to the previous variable names. Starting with the 2014 NSDUH, new mental illness variable names end only with a "U" and there are no existing similarly named 2008 model based variables. Recommendations concerning the analysis of the mental illness variables derived from the predicted probability of SMI (SMIPP\_U) are noted in the documentation above SMIYR\_U. Variables based on the 2008 mental illness prediction model are not being provided for the 2012 and future NSDUHs. All the 2008 model-based mental illness variables typically found in this section have been removed from the 2008-2011 NSDUH data files and replaced with the revised 2012 model based mental illness variables. The only exception is SMIPP (the SMI predicted probability based on the 2008 model) which remains available on the 2008-2011 NSDUH data files. Specific details about these variables and the prediction models are provided in the Recoded Mental Health Appendix.

In order to be able to make comparisons of SMI estimates across years, SMI variables were created for 2005-2007 based on an alternative model. The 2005-2007 SMI recodes, SMIPP\_A and SMIYR\_A, are considered comparable with the variables SMIPP\_U and SMIYR\_U, respectively, for 2008 and later NSDUHs. However, users should consider the differences in methodology before making any decisions on whether and how to use the 2005-2007 SMI variables. Specific details about these 2005-2007 variables are provided in the Recoded Mental Health Appendix.

The following variable, SMIPP\_U, is a predicted probability that a respondent has Serious Mental Illness (SMI) estimated using the 2012 revised logistic regression model. SMIPP\_U was used to determine these levels of mental illness: Serious (SMI), Serious or Moderate (SMMI), and Any (AMI). The categories of Moderate (MMI) and Mild (LMI) were determined by subtraction.

(AMDEY2\_U, MHSUTK\_U, WHODASC3, WSPDSC2)

SMIPP\_U Len : 12 RC-PREDICTED SERIOUS MENTAL ILLNESS PROB REVISED

	Freq	Pct
RANGE = 0.0025409721 - 0.9291205406.....	42739	76.13
. = Aged 12-17 (AGE2<7) .....	13397	23.87

NOTE: The following six variables (SMIYR\_U, AMIYR\_U, SMMIYR\_U, MMIYR\_U, LMIYR\_U, and LMMIYRU) are not recommended to be used when analyzing variables for past year suicidal thoughts, past year MDE, K6, or the WHODAS, nor are they recommended to be used when analyzing other variables closely linked with these variables (including past year suicide attempts, suicide plans, medical treatment for suicide attempts, lifetime MDE, SPD, or components used in the K6 or WHODAS scales). Specific details about the creation and use of these variables can be found in the Recoded Mental Health Appendix.

In order to be able to make comparisons of SMI estimates across years, SMI variables were created for 2005-2007 based on an alternative model. The 2005-2007 SMI recodes, SMIPP\_A and SMIYR\_A, are considered comparable with the variables SMIPP\_U and SMIYR\_U, respectively, for 2008 and later NSDUHs. However, users should consider the differences in methodology before making any decisions on whether and how to use the 2005-2007 SMI variables. The same analysis recommendation noted above also applies for the 2005-2007 SMIYR\_A variable. Specific details about these 2005-2007 variables are provided in the Recoded Mental Health Appendix.

The following variable, SMIYR\_U, is a Serious Mental Illness (SMI) indicator for respondents based on the 2012 revised predicted probability of SMI (SMIPP\_U). If SMIPP\_U is greater than or equal to a specified cutoff point (0.260573529) then SMIYR\_U=1, and if SMIPP\_U is less than the cutoff point then SMIYR\_U=0. This indicator is not comparable with SMI variables prior to 2008, in which SMI was only based on psychological distress. Also, this indicator based on the 2012 model is not comparable with the indicator based on the 2008 model. Specific details about this variable can be found in the Recoded Mental Health Appendix.

(SMIPP\_U)

SMIYR\_U Len : 1 RC-SMI IND (1/0) BASED ON REVISED PREDICTED SMI PROB

	Freq	Pct
. = Aged 12-17 (AGE2<7) .....	13397	23.87
0 = No Past Year SMI (See comment above).....	39734	70.78
1 = Past Year SMI (See comment above) .....	3005	5.35

The following variable, AMIYR\_U, is an indicator for Any Mental Illness (AMI) based on the 2012 revised predicted probability of SMI (SMIPP\_U). If SMIPP\_U is greater than or equal to a specified cutoff point (0.0192519810) then AMIYR\_U=1, and if SMIPP\_U is less than the cutoff point then AMIYR\_U=0. This indicator based on the 2012 model is not comparable with the indicator based on the 2008 model. AMI is defined as having Serious, Moderate, or Mild Mental Illness. Specific details about this variable can be found in the Recoded Mental Health Appendix.

(SMIPP\_U)

AMIYR\_U Len : 1 RC-AMI IND (1/0) BASED ON REVISED PREDICTED SMI PROB

	Freq	Pct
. = Aged 12-17 (AGE2<7) .....	13397	23.87
0 = No Past Yr Any Mental Illness (See comment above).....	31943	56.90
1 = Past Year Any Mental Illness (See comment above) .....	10796	19.23



RECODED MENTAL HEALTH

The following variable, SMMIYR\_U, is an indicator for Serious or Moderate Mental Illness (SMMI) based on the 2012 revised predicted probability of SMI (SMIPP\_U). If SMIPP\_U is greater than or equal to a specified cutoff point (0.077686285365) then SMMIYR\_U=1, and if SMIPP\_U is less than the cutoff point then SMMIYR\_U=0. This indicator based on the 2012 model is not comparable with the indicator based on the 2008 model. Specific details about this variable can be found in the Recoded Mental Health Appendix.

(SMIPP\_U)  
SMMIYR\_U

Len : 1	RC-SMMI IND (1/0) BASED ON REVISED PREDICTED SMI PROB		
	. = Aged 12-17 (AGE2<7) .....	Freq	Pct
	0 = No Past Year SMMI (See comment above) .....	13397	23.87
	1 = Past Year SMMI (See comment above) .....	36782	65.52
		5957	10.61

The following variable, MMIYR\_U, is an indicator for Moderate Mental Illness (MMI). This indicator derived from mental illness variables based on the 2012 model is not comparable with the indicator derived from mental illness variables based on the 2008 model. Specific details about this variable can be found in the Recoded Mental Health Appendix.

(SMIYR\_U, SMMIYR\_U)  
MMIYR\_U

Len : 1	RC-MOD MI IND (1/0) BASED ON REVISED PRED SMI PROB		
	. = Aged 12-17 (AGE2<7) .....	Freq	Pct
	0 = No Past Year MMI (Otherwise) .....	13397	23.87
	1 = Past Year MMI (SMMIYR_U=1 and SMIYR_U=0) .....	39787	70.88
		2952	5.26

The following variable, LMIYR\_U, is an indicator for Mild (Low) Mental Illness (LMI). This indicator derived from mental illness variables based on the 2012 model is not comparable with the indicator derived from mental illness variables based on the 2008 model. Specific details about this variable can be found in the Recoded Mental Health Appendix.

(AMIYR\_U, SMMIYR\_U)  
LMIYR\_U

Len : 1	RC-MILD MI IND (1/0) BASED ON REVISED PRED SMI PROB		
	. = Aged 12-17 (AGE2<7) .....	Freq	Pct
	0 = No Past Year LMI (Otherwise) .....	13397	23.87
	1 = Past Year LMI (AMIYR_U=1 and SMMIYR_U=0) .....	37900	67.51
		4839	8.62

The following variable, LMMIYRU, is an indicator for Mild (Low) Mental Illness (LMI) or Moderate Mental Illness (MMI). This indicator is derived from mental illness variables based on the 2012 model. Specific details about this variable are provided in the Recoded Mental Health Appendix. This mental illness variable is referred to as any mental illness (AMI) excluding serious mental illness (SMI).

(LMIYR\_U, MMIYR\_U)  
LMMIYRU

Len : 1	RC-LMMI IND (1/0) BASED ON REVISED PREDICTED SMI PROB		
	. = Aged 12-17 (AGE2<7) .....	Freq	Pct
	0 = No Past Year LMMI (Otherwise) .....	13397	23.87
	1 = Past Year LMMI (LMIYR_U=1 or MMIYR_U=1) .....	34948	62.26
		7791	13.88

The following variable, MI\_CAT\_U, is a categorical mental illness indicator. This indicator derived from mental illness variables based on the 2012 model is not comparable with the indicator derived from mental illness variables based on the 2008 model. Please note that MI\_CAT\_U is not recommended to be used when analyzing variables for past year suicidal thoughts, past year MDE, K6, or the WHODAS, nor is it recommended to be used when analyzing other variables closely linked with these variables (including past year suicide attempts, suicide plans, medical treatment for suicide attempts, lifetime MDE, SPD, or components used in the K6 or WHODAS scales). Specific details about the creation and use of this variable can be found in the Recoded Mental Health Appendix.

(LMIYR\_U, MMIYR\_U, SMIYR\_U)  
MI\_CAT\_U

Len : 1	RC-CATEGORICAL MI INDICATOR REVISED		
	. = Aged 12-17 (AGE2<7) .....	Freq	Pct
	0 = No Past Year MI (SMIYR_U & LMIYR_U & MMIYR_U=0) .....	13397	23.87
	1 = Past Year Mild Mental Illness (LMIYR_U=1) .....	31943	56.90
	2 = Past Year Moderate Mental Illness (MMIYR_U=1) .....	4839	8.62
	3 = Past Year Serious Mental Illness (SMIYR_U=1) .....	2952	5.26
		3005	5.35

RECODED MENTAL HEALTH

NOTE: The following three variables are recodes that combine mental illness measures based on the 2012 revised predicted probability of SMI (SMIPP\_U) with drug or alcohol dependence or abuse in the past year. These variables based on the 2012 mental illness prediction model are not comparable with similarly named variables from previous years due to the change in the model as well as changes in the dependence or abuse variables starting with the 2015 NSDUH. Please note that SMISUDPY, AMISUDPY, and LMMISUDPY are not recommended to be used when analyzing variables for past year suicidal thoughts, past year MDE, K6, or the WHODAS, nor are they recommended to be used when analyzing other variables closely linked with these variables (including past year suicide attempts, suicide plans, medical treatment for suicide attempts, lifetime MDE, SPD, or components used in the K6 or WHODAS scales). Specific details about the creation and use of the mental illness variables used in these recodes can be found in the Recoded Mental Health Appendix. Specific information about the dependence or abuse variables used in these recodes can be found in the Recoded Substance Dependence and Abuse Variable Documentation Appendix.

(SMIYR\_U, UDPYLAL)

SMISUDPY

Len : 1 RC-SMI AND DRUG/ALCOHOL DEP OR ABUSE - PAST YEAR

	<b>Freq</b>	<b>Pct</b>
. = Aged 12-17 (SMIYR_U=.) .....	13397	23.87
1 = Yes (SMIYR_U=1 and UDPYLAL=1) .....	886	1.58
2 = No (SMIYR_U=0 or UDPYLAL=0) .....	41853	74.56

(AMIYR\_U, UDPYLAL)

AMISUDPY

Len : 1 RC-AMI AND DRUG/ALCOHOL DEP OR ABUSE - PAST YEAR

	<b>Freq</b>	<b>Pct</b>
. = Aged 12-17 (AMIYR_U=.) .....	13397	23.87
1 = Yes (AMIYR_U=1 and UDPYLAL=1) .....	2315	4.12
2 = No (AMIYR_U=0 or UDPYLAL=0) .....	40424	72.01

(LMMIYRU, UDPYLAL)

LMMISUDPY

Len : 1 RC-LMMI AND DRUG/ALCOHOL DEP OR ABUSE - PAST YEAR

	<b>Freq</b>	<b>Pct</b>
. = Aged 12-17 (LMMIYRU=.) .....	13397	23.87
0 = No (LMMIYRU=0 or UDPYLAL=0) .....	41310	73.59
1 = Yes (LMMIYRU=1 and UDPYLAL=1) .....	1429	2.55

ADULT DEPRESSION

**ADULT DEPRESSION**

*The values in this section may be inconsistent with values for variables in other sections of the interview. Items in this section were edited when respondents legitimately skipped out of these items based on prior answers in earlier sections. Otherwise, variables in one section of the interview generally were not edited to make them consistent with variables in another section of the interview. This note applies to variables in this section marked by a<sup>1</sup>.*

NOTE: All of the respondents aged 18 or older were asked the questions in the Adult Depression module in this current survey year. In the 2004 survey, a subset of the adults was asked these questions.

Have you ever in your life had a period of time lasting several days or longer when most of the day you felt sad, empty or depressed?

(ASC21)

[ADDPREV](#)<sup>1</sup>

Len : 2 SEVERAL DAYS OR LNGR WHEN FELT SAD/EMPTY/DPRSD

	Freq	Pct
1 = Yes.....	14423	25.69
2 = No.....	27981	49.85
85 = BAD DATA Logically assigned.....	3	0.01
94 = DON'T KNOW.....	104	0.19
97 = REFUSED.....	216	0.38
98 = BLANK (NO ANSWER).....	12	0.02
99 = LEGITIMATE SKIP.....	13397	23.87

Have you ever had a period of time lasting several days or longer when most of the day you were very discouraged about how things were going in your life?

(ASC22)

[ADDSCEV](#)<sup>1</sup>

Len : 2 SEVERAL DAYS OR LNGR FELT DISCOURAGED ABT LIFE

	Freq	Pct
1 = Yes.....	3078	5.48
2 = No.....	24898	44.35
94 = DON'T KNOW.....	109	0.19
97 = REFUSED.....	216	0.38
98 = BLANK (NO ANSWER).....	15	0.03
99 = LEGITIMATE SKIP.....	27820	49.56

Have you ever had a period of time lasting several days or longer when you lost interest in most things you usually enjoy like work, hobbies, and personal relationships?

(ASC23)

[ADLOSEV](#)<sup>1</sup>

Len : 2 EVER HAD PER OF TIME LST INTRST IN ENJOYABLE THGS

	Freq	Pct
1 = Yes.....	1157	2.06
2 = No.....	23754	42.32
94 = DON'T KNOW.....	102	0.18
97 = REFUSED.....	210	0.37
98 = BLANK (NO ANSWER).....	15	0.03
99 = LEGITIMATE SKIP.....	30898	55.04

During times when you felt sad, empty, or depressed most of the day, did you ever feel discouraged about how things were going in your life?

(AD01)

[ADDPDISC](#)<sup>1</sup>

Len : 2 FEEL DISCRGD ABOUT LIFE WHEN SAD/EMPTY/DEPRESSED

	Freq	Pct
1 = Yes.....	13254	23.61
2 = No.....	1146	2.04
85 = BAD DATA Logically assigned.....	3	0.01
94 = DON'T KNOW.....	18	0.03
97 = REFUSED.....	5	0.01
98 = BLANK (NO ANSWER).....	275	0.49
99 = LEGITIMATE SKIP.....	41435	73.81

ADULT DEPRESSION

During the times when you felt sad, empty, or depressed, did you ever lose interest in most things like work, hobbies, and other things you usually enjoy?

(AD01A, AD01B)  
ADDPLSIN<sup>1</sup>

Len : 2 EVER LOSE INT IN THINGS WHEN SAD/EMPTY/DEPRESSED		Freq	Pct
1 = Yes.....		12028	21.43
2 = No.....		2377	4.23
85 = BAD DATA Logically assigned.....		3	0.01
94 = DON'T KNOW.....		12	0.02
97 = REFUSED.....		6	0.01
98 = BLANK (NO ANSWER).....		275	0.49
99 = LEGITIMATE SKIP.....		41435	73.81

During times when you felt discouraged about how things were going in your life, did you ever lose interest in most things like work, hobbies, and other things you usually enjoy?

(AD02)  
ADDLSIN<sup>1</sup>

Len : 2 EVER LOSE INT IN THNGS WHEN FEELING DISCOURGAGED		Freq	Pct
1 = Yes.....		1610	2.87
2 = No.....		1460	2.60
94 = DON'T KNOW.....		5	0.01
97 = REFUSED.....		3	0.01
98 = BLANK (NO ANSWER).....		298	0.53
99 = LEGITIMATE SKIP.....		52760	93.99

Did you ever have a period of time like this that lasted most of the day nearly every day for two weeks or longer?

(AD09)  
ADLSI2WK<sup>1</sup>

Len : 2 PERIOD OF TIME LASTED EVERY DAY FOR 2 WKS /LNGR		Freq	Pct
1 = Yes.....		186	0.33
2 = No.....		966	1.72
94 = DON'T KNOW.....		4	0.01
97 = REFUSED.....		1	0.00
98 = BLANK (NO ANSWER).....		327	0.58
99 = LEGITIMATE SKIP.....		54652	97.36

Think about the times when you [FEELFILL]. Did you ever have a period of time like this that lasted most of the day, nearly every day, for two weeks or longer?

(AD12)  
ADDPR2WK<sup>1</sup>

Len : 2 TIME WHEN [FEELFILL] LSTD EVRYDY 2 WKS OR LNGR		Freq	Pct
1 = Yes.....		11282	20.10
2 = No.....		6160	10.97
85 = BAD DATA Logically assigned.....		3	0.01
94 = DON'T KNOW.....		46	0.08
97 = REFUSED.....		13	0.02
98 = BLANK (NO ANSWER).....		295	0.53
99 = LEGITIMATE SKIP.....		38337	68.29

Think of times lasting two weeks or longer when [NUMPROBS] with your mood [WASWERE] most severe and frequent. During those times, how long did your [FEELNOUN] usually last?

(AD16)  
ADWRHRS<sup>1</sup>

Len : 2 TIME THAT MOST SEVERE/FREQUENT MOOD LASTED		Freq	Pct
1 = Less than 1 hour.....		718	1.28
2 = At least 1 hour but no more than 3 hours.....		2406	4.29
3 = At least 3 hours but no more than 5 hours.....		2976	5.30
4 = 5 hours or more.....		5248	9.35
85 = BAD DATA Logically assigned.....		3	0.01
94 = DON'T KNOW.....		103	0.18
97 = REFUSED.....		17	0.03
98 = BLANK (NO ANSWER).....		388	0.69
99 = LEGITIMATE SKIP.....		44277	78.87

ADULT DEPRESSION

Still thinking of times lasting two weeks or longer when [NUMPROBS] with your mood [WASWERE] most severe and frequent, how severe was your emotional distress during those times?

(AD17)

ADWRDST<sup>1</sup>

Len : 2 HOW SEVERE WAS EMOTIONAL DISTRESS DURING 2 WKS

	Freq	Pct
1 = Mild .....	979	1.74
2 = Moderate.....	4336	7.72
3 = Severe .....	3733	6.65
4 = Very Severe .....	1644	2.93
94 = DON'T KNOW .....	41	0.07
97 = REFUSED .....	17	0.03
98 = BLANK (NO ANSWER) .....	391	0.70
99 = LEGITIMATE SKIP.....	44995	80.15

Again, think of times lasting two weeks or longer when [NUMPROBS] with your mood [WASWERE] most severe and frequent.

How often, during those times, was your emotional distress so severe that nothing could cheer you up?

(AD18)

ADWRCHR<sup>1</sup>

Len : 2 EMOT DISTRSS SO SEVERE NOTHING COULD CHEER YOU UP

	Freq	Pct
1 = Often.....	2893	5.15
2 = Sometimes .....	5246	9.35
3 = Rarely .....	1995	3.55
4 = Never .....	569	1.01
94 = DON'T KNOW .....	31	0.06
97 = REFUSED .....	16	0.03
98 = BLANK (NO ANSWER) .....	391	0.70
99 = LEGITIMATE SKIP.....	44995	80.15

Once again, please think of times lasting two weeks or longer when [NUMPROBS] with your mood [WASWERE] most severe and frequent.

How often, during those times, was your emotional distress so severe that you could not carry out your daily activities?

(AD19)

ADWRIMP<sup>1</sup>

Len : 2 EMOT DISTRSS SO SEVERE COULD NT DO DLY ACTIVITIES

	Freq	Pct
1 = Often.....	1811	3.23
2 = Sometimes .....	4295	7.65
3 = Rarely .....	2813	5.01
4 = Never .....	1783	3.18
94 = DON'T KNOW .....	32	0.06
97 = REFUSED .....	16	0.03
98 = BLANK (NO ANSWER) .....	391	0.70
99 = LEGITIMATE SKIP.....	44995	80.15

People who have problems with their mood often have other problems at the same time. These problems may include things like changes in:

- sleep
- appetite
- energy
- the ability to concentrate and remember
- feelings of low self-worth

Did you ever have any of these problems during a period of time when you [FEELFILL] for two weeks or longer?

(AD21)

ADPPROB<sup>1</sup>

Len : 2 EVER HAVE OTH PRBLMS DURING 2 WKS OR LONGER

	Freq	Pct
1 = Yes.....	8815	15.70
2 = No.....	1742	3.10
94 = DON'T KNOW .....	11	0.02
97 = REFUSED .....	15	0.03
98 = BLANK (NO ANSWER) .....	391	0.70
99 = LEGITIMATE SKIP.....	45162	80.45

ADULT DEPRESSION

Think again about these other problems we just mentioned. They include things like changes in

- sleep
- appetite
- energy
- the ability to concentrate and remember
- feelings of low self-worth

Please think of a time when you [FEELFILL] for two weeks or longer and you also had the largest number of these other problems at the same time.

Is there one particular time like this that stands out in your mind as the worst one you ever had?

(AD22)

ADWRPROB<sup>1</sup>

Len : 2 ONE PARTICULAR TIME THAT IS THE WORST ONE EVER

	Freq	Pct
1 = Yes.....	5966	10.63
2 = No.....	2816	5.02
94 = DON'T KNOW .....	26	0.05
97 = REFUSED .....	7	0.01
98 = BLANK (NO ANSWER) .....	417	0.74
99 = LEGITIMATE SKIP.....	46904	83.55

How old were you when that worst period of time started?

Then think of the most recent time when you [FEELFILL] for two weeks or longer and you also had the largest number of these other problems at the same time.

How old were you when that time started?

(AD22A, AD22C)

ADWRAGE<sup>1</sup>

Len : 3 AGE WHEN WORST PERIOD OF TIME STARTED

	Freq	Pct
RANGE = 1 - 87 .....	8643	15.40
985 = BAD DATA Logically assigned .....	5	0.01
994 = DON'T KNOW .....	150	0.27
997 = REFUSED .....	17	0.03
998 = BLANK (NO ANSWER).....	417	0.74
999 = LEGITIMATE SKIP.....	46904	83.55

In answering the next questions, think about the period of time when your [FEELNOUN] and other problems were the worst.

In answering the next questions, think about the most recent period of time when you [FEELFILL] and had other problems at the same time.

During that time, did you feel sad, empty, or depressed most of the day nearly every day?

(AD24A)

ADWRDEPR<sup>1</sup>

Len : 2 WHEN PRBLMS WORST FELT SAD/EMPTY/DPRSD EVERY DAY

	Freq	Pct
1 = Yes.....	7037	12.54
2 = No.....	1749	3.12
94 = DON'T KNOW .....	21	0.04
97 = REFUSED .....	8	0.01
98 = BLANK (NO ANSWER) .....	417	0.74
99 = LEGITIMATE SKIP.....	46904	83.55

During that [TIMEFILL] period of time, did you feel discouraged about how things were going in your life most of the day nearly every day?

(AD24C)

ADWRDISC<sup>1</sup>

Len : 2 WHEN PRBLMS WORST FELT DISCRGED ABT LIFE EVERYDAY

	Freq	Pct
1 = Yes.....	7121	12.69
2 = No.....	1665	2.97
94 = DON'T KNOW .....	20	0.04
97 = REFUSED .....	9	0.02
98 = BLANK (NO ANSWER) .....	417	0.74
99 = LEGITIMATE SKIP.....	46904	83.55

ADULT DEPRESSION

During that [TIMEFILL] period of time, did you lose interest in almost all things like work and hobbies and things you like to do for fun?

(AD24E)

ADWRLSIN<sup>1</sup>

Len : 2 WHEN PRBLMS WORST LOSE INTRST IN ENJOYABLE THINGS

	<b>Freq</b>	<b>Pct</b>
1 = Yes.....	6940	12.36
2 = No.....	1847	3.29
94 = DON'T KNOW.....	15	0.03
97 = REFUSED.....	13	0.02
98 = BLANK (NO ANSWER).....	417	0.74
99 = LEGITIMATE SKIP.....	46904	83.55

During that [TIMEFILL] period of time, did you lose the ability to take pleasure in having good things happen to you, like winning something or being praised or complimented?

(AD24F)

ADWRPLSR<sup>1</sup>

Len : 2 WHEN PRBLMS WORST LOSE PLSURE IN GOOD THINGS

	<b>Freq</b>	<b>Pct</b>
1 = Yes.....	6087	10.84
2 = No.....	2685	4.78
94 = DON'T KNOW.....	30	0.05
97 = REFUSED.....	13	0.02
98 = BLANK (NO ANSWER).....	417	0.74
99 = LEGITIMATE SKIP.....	46904	83.55

The next questions are about changes in appetite and weight.

In answering the next questions, think about the period of time/most recent period of time when your [FEELNOUN] and other problems were the worst.

Did you have a much smaller appetite than usual nearly every day during that time?

(AD26A)

ADWRELES<sup>1</sup>

Len : 2 WHEN PRBLMS WORST HAVE SMALLER APPETITE EVERY DAY

	<b>Freq</b>	<b>Pct</b>
1 = Yes.....	5087	9.06
2 = No.....	3084	5.49
94 = DON'T KNOW.....	40	0.07
97 = REFUSED.....	5	0.01
98 = BLANK (NO ANSWER).....	439	0.78
99 = LEGITIMATE SKIP.....	47481	84.58

Did you have a much larger appetite than usual nearly every day?

(AD26B)

ADWREMOR<sup>1</sup>

Len : 2 WHEN PRBLMS WORST HAVE LARGER APPETITE EVERY DAY

	<b>Freq</b>	<b>Pct</b>
1 = Yes.....	1651	2.94
2 = No.....	1441	2.57
94 = DON'T KNOW.....	31	0.06
97 = REFUSED.....	6	0.01
98 = BLANK (NO ANSWER).....	439	0.78
99 = LEGITIMATE SKIP.....	52568	93.64

Did you gain weight without trying to during that [TIMEFILL] period of time?

(AD26C)

ADWRGAIN<sup>1</sup>

Len : 2 WHEN PRBLMS WORST DID YOU GAIN WEIGHT W/O TRYING

	<b>Freq</b>	<b>Pct</b>
1 = Yes.....	1759	3.13
2 = No.....	1343	2.39
94 = DON'T KNOW.....	23	0.04
97 = REFUSED.....	4	0.01
98 = BLANK (NO ANSWER).....	439	0.78
99 = LEGITIMATE SKIP.....	52568	93.64

ADULT DEPRESSION

Did you gain weight without trying to because you were growing?

(AD26C1)

ADWRGROW<sup>1</sup>

Len : 2 WHEN PRBLMS WORST GAIN WGHT W/O TRYING BC GROWING

	Freq	Pct
1 = Yes.....	127	0.23
2 = No.....	618	1.10
94 = DON'T KNOW.....	9	0.02
98 = BLANK (NO ANSWER).....	497	0.89
99 = LEGITIMATE SKIP.....	54885	97.77

Did you gain weight without trying to because you were pregnant?

(AD26C2)

ADWRPREG<sup>1</sup>

Len : 2 WHEN PRBLMS WORST GAIN WGHT W/O TRYING BC PRGN

	Freq	Pct
1 = Yes.....	53	0.09
2 = No.....	1089	1.94
94 = DON'T KNOW.....	1	0.00
98 = BLANK (NO ANSWER).....	236	0.42
99 = LEGITIMATE SKIP.....	54757	97.54

How many pounds did you gain? Please enter your answer as a whole number.

(AD26D)

ADWRGNL2<sup>1</sup>

Len : 3 WHEN PRBLMS WORST # LBS GAINED WITHOUT TRYING

	Freq	Pct
RANGE = 0 - 20.....	818	1.46
21 = 21 to 25 pounds.....	92	0.16
22 = 26 to 30 pounds.....	183	0.33
23 = 31 to 35 pounds.....	24	0.04
24 = 36 to 40 pounds.....	110	0.20
25 = 41 to 45 pounds.....	14	0.02
26 = 46 to 50 pounds.....	109	0.19
27 = 51 or more pounds.....	184	0.33
994 = DON'T KNOW.....	40	0.07
997 = REFUSED.....	5	0.01
998 = BLANK (NO ANSWER).....	466	0.83
999 = LEGITIMATE SKIP.....	54091	96.36

Did you lose weight without trying to?

(AD26E)

ADWRLOSE<sup>1</sup>

Len : 2 WHEN PRBLMS WORST DID YOU LOSE WEIGHT W/O TRYING

	Freq	Pct
1 = Yes.....	3902	6.95
2 = No.....	2494	4.44
94 = DON'T KNOW.....	56	0.10
97 = REFUSED.....	5	0.01
98 = BLANK (NO ANSWER).....	452	0.81
99 = LEGITIMATE SKIP.....	49227	87.69

Did you lose weight without trying to because you were sick or on a diet?

(AD26E1)

ADWRDIET<sup>1</sup>

Len : 2 WHEN PRBLMS WORST LOSE WGHT W/O TRYING BC SICK/DT

	Freq	Pct
1 = Yes.....	840	1.50
2 = No.....	3057	5.45
94 = DON'T KNOW.....	4	0.01
97 = REFUSED.....	1	0.00
98 = BLANK (NO ANSWER).....	513	0.91
99 = LEGITIMATE SKIP.....	51721	92.14



ADULT DEPRESSION

How many pounds did you lose?

Please enter your answer as a whole number.

(AD26F)

ADWRLSL2<sup>1</sup>

Len : 3 WHEN PRBLMS WORST # LBS LOST WITHOUT TRYING

	Freq	Pct
RANGE = 0 - 20 .....	2279	4.06
21 = 21 to 25 pounds.....	162	0.29
22 = 26 to 30 pounds.....	209	0.37
23 = 31 to 35 pounds.....	45	0.08
24 = 36 to 40 pounds.....	84	0.15
25 = 41 to 45 pounds.....	24	0.04
26 = 46 to 50 pounds.....	66	0.12
27 = 51 or more pounds .....	107	0.19
994 = DON'T KNOW .....	79	0.14
997 = REFUSED .....	7	0.01
998 = BLANK (NO ANSWER).....	513	0.91
999 = LEGITIMATE SKIP.....	52561	93.63

Again, please think about the period of time/most recent period of time when your [FEELNOUN] and other problems were the worst.

Did you have a lot more trouble than usual falling asleep, staying asleep, or waking too early nearly every night during that [TIMEFILL] period of time?

(AD26G)

ADWRSLEP<sup>1</sup>

Len : 2 WHEN PRBLMS WORST HAVE PRBS SLEEPING/WAKING EARLY

	Freq	Pct
1 = Yes.....	6754	12.03
2 = No.....	1435	2.56
94 = DON'T KNOW .....	24	0.04
97 = REFUSED .....	3	0.01
98 = BLANK (NO ANSWER) .....	439	0.78
99 = LEGITIMATE SKIP.....	47481	84.58

During that [TIMEFILL] period of time, did you sleep a lot more than usual nearly every night?

(AD26H)

ADWRSMOR<sup>1</sup>

Len : 2 WHEN PRBLMS WORST SLEEP A LOT MORE THAN USUAL

	Freq	Pct
1 = Yes.....	907	1.62
2 = No.....	540	0.96
94 = DON'T KNOW .....	12	0.02
97 = REFUSED .....	3	0.01
98 = BLANK (NO ANSWER) .....	439	0.78
99 = LEGITIMATE SKIP.....	54235	96.61

During that [TIMEFILL] period of time, did you feel tired or low in energy nearly every day, even when you had not been working very hard?

(AD26J)

ADWRENRG<sup>1</sup>

Len : 2 WHEN PRBLMS WORST FEEL TIRED/LOW ON ENERGY EVRYDY

	Freq	Pct
1 = Yes.....	7653	13.63
2 = No.....	547	0.97
94 = DON'T KNOW .....	13	0.02
97 = REFUSED .....	3	0.01
98 = BLANK (NO ANSWER) .....	439	0.78
99 = LEGITIMATE SKIP.....	47481	84.58

ADULT DEPRESSION

Did you talk or move more slowly than is normal for you nearly every day?

(AD26L)

[ADWRSLOW](#)<sup>1</sup>

Len : 2 WHEN PRBLMS WORST TALK/MOVE SLOWER THAN USUAL

	<b>Freq</b>	<b>Pct</b>
1 = Yes.....	4758	8.48
2 = No.....	3374	6.01
94 = DON'T KNOW.....	79	0.14
97 = REFUSED.....	5	0.01
98 = BLANK (NO ANSWER).....	439	0.78
99 = LEGITIMATE SKIP.....	47481	84.58

Did anyone else notice that you were talking or moving slowly?

(AD26M)

[ADWRSLNO](#)<sup>1</sup>

Len : 2 WHEN PRBLMS WORST PEOP NOTICE SLOWER THAN USUAL

	<b>Freq</b>	<b>Pct</b>
1 = Yes.....	3077	5.48
2 = No.....	1640	2.92
94 = DON'T KNOW.....	41	0.07
98 = BLANK (NO ANSWER).....	523	0.93
99 = LEGITIMATE SKIP.....	50855	90.59

Were you so restless or jittery nearly every day that you paced up and down or couldn't sit still?

(AD26N)

[ADWRJITT](#)<sup>1</sup>

Len : 2 WHEN PRBLMS WORST RSTLSS/JITTRY/PACING EVERYDAY

	<b>Freq</b>	<b>Pct</b>
1 = Yes.....	900	1.60
2 = No.....	2527	4.50
94 = DON'T KNOW.....	28	0.05
97 = REFUSED.....	3	0.01
98 = BLANK (NO ANSWER).....	439	0.78
99 = LEGITIMATE SKIP.....	52239	93.06

Did anyone else notice that you were restless?

(AD26O)

[ADWRJINO](#)<sup>1</sup>

Len : 2 WHEN PRBLMS WORST PEOP NOTICE YOU WERE RSTLSS

	<b>Freq</b>	<b>Pct</b>
1 = Yes.....	596	1.06
2 = No.....	295	0.53
94 = DON'T KNOW.....	9	0.02
98 = BLANK (NO ANSWER).....	470	0.84
99 = LEGITIMATE SKIP.....	54766	97.56

The next questions are about changes in your ability to concentrate, and your feelings about yourself.

Again, in answering these questions, think about the period of time/most recent period of time when your [FEELNOUN] and other problems were the worst.

During that [TIMEFILL] time, did your thoughts come much more slowly than usual or seem confused nearly every day?

(AD26P)

[ADWRTHOT](#)<sup>1</sup>

Len : 2 WHEN PRBLMS WORST THGHTS SLOWER/MORE CONFUSING

	<b>Freq</b>	<b>Pct</b>
1 = Yes.....	4548	8.10
2 = No.....	3580	6.38
94 = DON'T KNOW.....	78	0.14
97 = REFUSED.....	10	0.02
98 = BLANK (NO ANSWER).....	439	0.78
99 = LEGITIMATE SKIP.....	47481	84.58

ADULT DEPRESSION

Did you have a lot more trouble concentrating than usual nearly every day?

(AD26R)

[ADWRCONC](#)<sup>1</sup>

Len : 2 WHEN PRBLMS WORST HAVE TROUBLE CONCENTRATING

	<b>Freq</b>	<b>Pct</b>
1 = Yes.....	6179	11.01
2 = No.....	1990	3.54
94 = DON'T KNOW.....	43	0.08
97 = REFUSED.....	4	0.01
98 = BLANK (NO ANSWER).....	439	0.78
99 = LEGITIMATE SKIP.....	47481	84.58

Were you unable to make decisions about things you ordinarily have no trouble deciding about?

(AD26S)

[ADWRDCSN](#)<sup>1</sup>

Len : 2 WHEN PRBLMS WORST UNABLE TO MAKE DECISIONS

	<b>Freq</b>	<b>Pct</b>
1 = Yes.....	4812	8.57
2 = No.....	3347	5.96
94 = DON'T KNOW.....	52	0.09
97 = REFUSED.....	5	0.01
98 = BLANK (NO ANSWER).....	439	0.78
99 = LEGITIMATE SKIP.....	47481	84.58

Did you feel that you were not as good as other people nearly every day?

(AD26U)

[ADWRNOGD](#)<sup>1</sup>

Len : 2 WHEN PRBLMS WRST FEEL NOT AS GOOD AS OTHER PEOPLE

	<b>Freq</b>	<b>Pct</b>
1 = Yes.....	6362	11.33
2 = No.....	1828	3.26
94 = DON'T KNOW.....	22	0.04
97 = REFUSED.....	4	0.01
98 = BLANK (NO ANSWER).....	439	0.78
99 = LEGITIMATE SKIP.....	47481	84.58

Did you feel totally worthless nearly every day?

(AD26V)

[ADWRWRTH](#)<sup>1</sup>

Len : 2 WHEN PRBLMS WORST FEEL TOTALLY WORTHLESS EVERYDAY

	<b>Freq</b>	<b>Pct</b>
1 = Yes.....	4850	8.64
2 = No.....	1502	2.68
94 = DON'T KNOW.....	8	0.01
97 = REFUSED.....	2	0.00
98 = BLANK (NO ANSWER).....	465	0.83
99 = LEGITIMATE SKIP.....	49309	87.84

The next questions are about thoughts of death or suicide.

Again, in answering these questions, think about the period of time/most recent period of time when your [FEELNOUN] and other problems were the worst.

Did you often think a lot about death, either your own, someone else's, or death in general?

(AD26AA)

[ADWRDLOT](#)<sup>1</sup>

Len : 2 WHEN PRBLMS WORST THINK A LOT ABOUT DEATH

	<b>Freq</b>	<b>Pct</b>
1 = Yes.....	4619	8.23
2 = No.....	3558	6.34
94 = DON'T KNOW.....	22	0.04
97 = REFUSED.....	17	0.03
98 = BLANK (NO ANSWER).....	439	0.78
99 = LEGITIMATE SKIP.....	47481	84.58

ADULT DEPRESSION

During that period, did you ever think that it would be better if you were dead?

(AD26BB)  
ADWRDBTR<sup>1</sup>

Len : 2	WHEN PRBLMS WORST THINK IT WOULD BE BETTER IF DEAD	Freq	Pct
1 = Yes.....	.....	4396	7.83
2 = No.....	.....	3771	6.72
94 = DON'T KNOW.....	.....	29	0.05
97 = REFUSED.....	.....	20	0.04
98 = BLANK (NO ANSWER).....	.....	439	0.78
99 = LEGITIMATE SKIP.....	.....	47481	84.58

Did you think about committing suicide?

(AD26CC)  
ADWRSTHK<sup>1</sup>

Len : 2	WHEN PRBLMS WORST THINK ABOUT COMMITTING SUICIDE	Freq	Pct
1 = Yes.....	.....	3541	6.31
2 = No.....	.....	4636	8.26
94 = DON'T KNOW.....	.....	18	0.03
97 = REFUSED.....	.....	21	0.04
98 = BLANK (NO ANSWER).....	.....	439	0.78
99 = LEGITIMATE SKIP.....	.....	47481	84.58

Did you make a suicide plan?

(AD26DD)  
ADWRSPLN<sup>1</sup>

Len : 2	WHEN PRBLMS WORST MAKE A SUICIDE PLAN	Freq	Pct
1 = Yes.....	.....	1383	2.46
2 = No.....	.....	2154	3.84
94 = DON'T KNOW.....	.....	3	0.01
97 = REFUSED.....	.....	1	0.00
98 = BLANK (NO ANSWER).....	.....	478	0.85
99 = LEGITIMATE SKIP.....	.....	52117	92.84

Did you make a suicide attempt?

(AD26EE)  
ADWRSATP<sup>1</sup>

Len : 2	WHEN PRBLMS WORST MAKE A SUICIDE ATTEMPT	Freq	Pct
1 = Yes.....	.....	887	1.58
2 = No.....	.....	2650	4.72
94 = DON'T KNOW.....	.....	3	0.01
97 = REFUSED.....	.....	1	0.00
98 = BLANK (NO ANSWER).....	.....	478	0.85
99 = LEGITIMATE SKIP.....	.....	52117	92.84

(D\_MDEA1)  
AD\_MDEA1<sup>1</sup>

Len : 2	SAD/EMPTY/DEPRESSED MOST OF DAY OR DISCOURAGED	Freq	Pct
1 = Has symptom.....	.....	7665	13.65
2 = Does not have symptom.....	.....	1127	2.01
94 = DON'T KNOW.....	.....	14	0.02
97 = REFUSED.....	.....	9	0.02
98 = OTHER MISSING/NOT APPLICABLE.....	.....	33924	60.43
99 = LEGITIMATE SKIP.....	.....	13397	23.87

(D\_MDEA2)  
AD\_MDEA2<sup>1</sup>

Len : 2	LOST INTEREST OR PLEASURE IN MOST THINGS	Freq	Pct
1 = Has symptom.....	.....	7465	13.30
2 = Does not have symptom.....	.....	1320	2.35
94 = DON'T KNOW.....	.....	17	0.03
97 = REFUSED.....	.....	13	0.02
98 = OTHER MISSING/NOT APPLICABLE.....	.....	33924	60.43
99 = LEGITIMATE SKIP.....	.....	13397	23.87

ADULT DEPRESSION

(D\_MDEA3)  
AD\_MDEA3<sup>1</sup>

Len : 2 CHANGES IN APPETITE OR WT

	Freq	Pct
1 = Has symptom.....	7057	12.57
2 = Does not have symptom.....	1095	1.95
94 = DON'T KNOW.....	58	0.10
97 = REFUSED.....	6	0.01
98 = OTHER MISSING/NOT APPLICABLE.....	34523	61.50
99 = LEGITIMATE SKIP.....	13397	23.87

(D\_MDEA4)  
AD\_MDEA4<sup>1</sup>

Len : 2 SLEEP PROBLEMS

	Freq	Pct
1 = Has symptom.....	7661	13.65
2 = Does not have symptom.....	537	0.96
94 = DON'T KNOW.....	15	0.03
97 = REFUSED.....	3	0.01
98 = OTHER MISSING/NOT APPLICABLE.....	34523	61.50
99 = LEGITIMATE SKIP.....	13397	23.87

(D\_MDEA5)  
AD\_MDEA5<sup>1</sup>

Len : 2 OTHERS NOTICED THAT R WAS RESTLESS OR LETHARGIC

	Freq	Pct
1 = Has symptom.....	3673	6.54
2 = Does not have symptom.....	4493	8.00
94 = DON'T KNOW.....	50	0.09
98 = OTHER MISSING/NOT APPLICABLE.....	34523	61.50
99 = LEGITIMATE SKIP.....	13397	23.87

(D\_MDEA6)  
AD\_MDEA6<sup>1</sup>

Len : 2 FELT TIRED/LOW ENERGY NEARLY EVERY DAY

	Freq	Pct
1 = Has symptom.....	7653	13.63
2 = Does not have symptom.....	547	0.97
94 = DON'T KNOW.....	13	0.02
97 = REFUSED.....	3	0.01
98 = OTHER MISSING/NOT APPLICABLE.....	34523	61.50
99 = LEGITIMATE SKIP.....	13397	23.87

(D\_MDEA7)  
AD\_MDEA7<sup>1</sup>

Len : 2 FELT WORTHLESS NEARLY EVERY DAY

	Freq	Pct
1 = Has symptom.....	4850	8.64
2 = Does not have symptom.....	3356	5.98
94 = DON'T KNOW.....	8	0.01
97 = REFUSED.....	2	0.00
98 = OTHER MISSING/NOT APPLICABLE.....	34523	61.50
99 = LEGITIMATE SKIP.....	13397	23.87

(D\_MDEA8)  
AD\_MDEA8<sup>1</sup>

Len : 2 INABILITY TO CONCENTRATE OR MAKE DECISIONS

	Freq	Pct
1 = Has symptom.....	6747	12.02
2 = Does not have symptom.....	1426	2.54
94 = DON'T KNOW.....	38	0.07
97 = REFUSED.....	5	0.01
98 = OTHER MISSING/NOT APPLICABLE.....	34523	61.50
99 = LEGITIMATE SKIP.....	13397	23.87

ADULT DEPRESSION

(D\_MDEA9)  
AD\_MDEA9<sup>1</sup>

Len : 2 ANY THOUGHTS OR PLANS OF SUICIDE

	Freq	Pct
1 = Has symptom.....	5618	10.01
2 = Does not have symptom.....	2558	4.56
94 = DON'T KNOW.....	24	0.04
97 = REFUSED.....	16	0.03
98 = OTHER MISSING/NOT APPLICABLE.....	34523	61.50
99 = LEGITIMATE SKIP.....	13397	23.87

(DSMMDEA2)  
ADSMMDEA<sup>1</sup>

Len : 2 SCORE OF SYMPTOM INDICATORS 1 THRU 9

	Freq	Pct
1 = Has 5 or more symptoms.....	7552	13.45
2 = Has less than 5 symptoms.....	1238	2.21
94 = SUM OF SYMPTOMS AND DON'T KNOW >=5.....	19	0.03
97 = SUM OF SYMPTOMS AND REFUSED >=5.....	6	0.01
98 = OTHER MISSING/NOT APPLICABLE.....	33924	60.43
99 = LEGITIMATE SKIP.....	13397	23.87

You mentioned having some of the problems I just asked you about.

During that [TIMEFILL] period of time, how much did your [FEELNOUN] and these other problems interfere with your work, your social life, or your personal relationships?

(AD28)  
ADPBINTE<sup>1</sup>

Len : 2 WHEN PRBLMS WORST INTERFERE WITH WORK/ PRSNL LIFE

	Freq	Pct
1 = Not at all.....	236	0.42
2 = A little.....	1058	1.88
3 = Some.....	2393	4.26
4 = A lot.....	2612	4.65
5 = Extremely.....	1382	2.46
94 = DON'T KNOW.....	11	0.02
97 = REFUSED.....	12	0.02
98 = BLANK (NO ANSWER).....	456	0.81
99 = LEGITIMATE SKIP.....	47976	85.46

During that [TIMEFILL] period of time, how often were you unable to carry out your daily activities because of these problems with your mood?

(AD28A)  
ADPBDLYA<sup>1</sup>

Len : 2 WHEN PRBLMS WORST UNABLE TO CARRY OUT DLY ACTVTS

	Freq	Pct
1 = Often.....	1988	3.54
2 = Sometimes.....	3579	6.38
3 = Rarely.....	1399	2.49
4 = Never.....	479	0.85
94 = DON'T KNOW.....	11	0.02
97 = REFUSED.....	12	0.02
98 = BLANK (NO ANSWER).....	456	0.81
99 = LEGITIMATE SKIP.....	48212	85.88

Think of the very first period of time in your life lasting two weeks or longer when you [FEELFILL] for most of the day nearly every day and also had some of the other problems we just asked about.

Can you remember your exact age?

(AD37)  
ADPBRMBR<sup>1</sup>

Len : 2 RMBR AGE WHEN FIRST 2+ WK PERIOD OF TIME STARTED

	Freq	Pct
1 = Yes.....	4819	8.58
2 = No.....	2828	5.04
94 = DON'T KNOW.....	43	0.08
97 = REFUSED.....	14	0.02
98 = BLANK (NO ANSWER).....	456	0.81
99 = LEGITIMATE SKIP.....	47976	85.46

ADULT DEPRESSION

How old were you?

(AD37A, AD37B)  
ADPBAGE<sup>1</sup>

Len : 3 AGE WHEN FIRST 2+ WK PERIOD OF TIME STARTED

	Freq	Pct
RANGE = 1 - 87 .....	7456	13.28
985 = BAD DATA Logically assigned .....	2	0.00
994 = DON'T KNOW .....	221	0.39
997 = REFUSED .....	11	0.02
998 = BLANK (NO ANSWER).....	470	0.84
999 = LEGITIMATE SKIP.....	47976	85.46

In your entire life, how many times did you feel [FEELNOUN] for two weeks or longer while also having some of the other problems we asked about?

If you are not sure of your answer, just make your best guess.

(AD52)  
ADPBNUM<sup>1</sup>

Len : 4 # TIMES FELT THIS WAY FOR 2 WKS/LNGR DURING LIFE

	Freq	Pct
RANGE = 1 - 1000 .....	6959	12.40
9994 = DON'T KNOW .....	654	1.17
9997 = REFUSED .....	91	0.16
9998 = BLANK (NO ANSWER).....	456	0.81
9999 = LEGITIMATE SKIP.....	47976	85.46

In the past 12 months, did you have a period of time when you felt [FEELNOUN] for two weeks or longer while also having some of the other problems we asked about?

(AD38)  
ADPB2WK<sup>1</sup>

Len : 2 FELT THIS 2 WKS+ W/OTH PRBS DURING PAST 12 MOS

	Freq	Pct
1 = Yes.....	4516	8.04
2 = No .....	3123	5.56
94 = DON'T KNOW .....	48	0.09
97 = REFUSED .....	17	0.03
98 = BLANK (NO ANSWER) .....	456	0.81
99 = LEGITIMATE SKIP.....	47976	85.46

NOTE: Beginning with the 2008 survey, the questions corresponding to the variables ADPSHMGMT, ADPSWORK, ADPSRELS, and ADPSSOC no longer allow respondents to choose the category 95 (ACTIVITY DOES NOT APPLY).

Think about the time in the past 12 months when [NUMPROBS] with your mood [WASWERE] most severe.

Using the 0 to 10 scale shown below, where 0 means no interference and 10 means very severe interference, select the number that describes how much [NUMPROBS] interfered with your ability to do each of the following activities during that period. You can use any number between 0 and 10 to answer.

How much did your [FEELNOUN] interfere with your ability to do home management task, like cleaning, shopping, and working around the house, apartment, or yard?

(AD66A)  
ADPSHMGMT<sup>1</sup>

Len : 2 HOW MUCH DID FEELINGS INTERFERE WITH HOME MNGMT

	Freq	Pct
0 = No Interference .....	109	0.19
1 = Mild - 1 .....	106	0.19
2 = Mild - 2 .....	204	0.36
3 = Mild - 3 .....	328	0.58
4 = Moderate - 4 .....	402	0.72
5 = Moderate - 5 .....	706	1.26
6 = Moderate - 6 .....	714	1.27
7 = Severe - 7 .....	668	1.19
8 = Severe - 8 .....	623	1.11
9 = Severe - 9 .....	237	0.42
10 = Very Severe Interference .....	389	0.69
94 = DON'T KNOW .....	18	0.03
97 = REFUSED .....	12	0.02
98 = BLANK (NO ANSWER) .....	521	0.93
99 = LEGITIMATE SKIP.....	51099	91.03

ADULT DEPRESSION

During that time in the past 12 months when your [FEELNOUN] was most severe, how much did this interfere with your ability to work?

You can use any number between 0 and 10 to answer.

(AD66B)

[ADPSWORK](#)<sup>1</sup>

Len : 2 HOW MUCH DID FEELING INTERFERE WITH ABLTY TO WORK

	Freq	Pct
0 = No Interference.....	324	0.58
1 = Mild - 1.....	226	0.40
2 = Mild - 2.....	379	0.68
3 = Mild - 3.....	552	0.98
4 = Moderate - 4.....	442	0.79
5 = Moderate - 5.....	659	1.17
6 = Moderate - 6.....	474	0.84
7 = Severe - 7.....	429	0.76
8 = Severe - 8.....	386	0.69
9 = Severe - 9.....	202	0.36
10 = Very Severe Interference.....	398	0.71
94 = DON'T KNOW.....	29	0.05
97 = REFUSED.....	16	0.03
98 = BLANK (NO ANSWER).....	521	0.93
99 = LEGITIMATE SKIP.....	51099	91.03

How much did your [FEELNOUN] interfere with your ability to form and maintain close relationships with other people during that period of time?

You can use any number between 0 and 10 to answer.

(AD66C)

[ADPSRELS](#)<sup>1</sup>

Len : 2 HOW MUCH DID FEELING INTERFERE WITH RELATIONSHIPS

	Freq	Pct
0 = No Interference.....	152	0.27
1 = Mild - 1.....	134	0.24
2 = Mild - 2.....	246	0.44
3 = Mild - 3.....	372	0.66
4 = Moderate - 4.....	399	0.71
5 = Moderate - 5.....	636	1.13
6 = Moderate - 6.....	584	1.04
7 = Severe - 7.....	634	1.13
8 = Severe - 8.....	535	0.95
9 = Severe - 9.....	348	0.62
10 = Very Severe Interference.....	452	0.81
94 = DON'T KNOW.....	13	0.02
97 = REFUSED.....	11	0.02
98 = BLANK (NO ANSWER).....	521	0.93
99 = LEGITIMATE SKIP.....	51099	91.03

How much did [NUMPROBS] interfere with your ability to have a social life during that period of time?

You can use any number between 0 and 10 to answer.

(AD66D)

[ADPSSOC](#)<sup>1</sup>

Len : 2 HOW MUCH DID FEELINGS INTERFERE WITH SOCIAL LIFE

	Freq	Pct
0 = No Interference.....	96	0.17
1 = Mild - 1.....	95	0.17
2 = Mild - 2.....	174	0.31
3 = Mild - 3.....	303	0.54
4 = Moderate - 4.....	348	0.62
5 = Moderate - 5.....	598	1.07
6 = Moderate - 6.....	528	0.94
7 = Severe - 7.....	614	1.09
8 = Severe - 8.....	684	1.22
9 = Severe - 9.....	508	0.90
10 = Very Severe Interference.....	544	0.97
94 = DON'T KNOW.....	13	0.02
97 = REFUSED.....	11	0.02
98 = BLANK (NO ANSWER).....	521	0.93
99 = LEGITIMATE SKIP.....	51099	91.03



ADULT DEPRESSION

NOTE: Beginning with the 2008 survey, respondents who answered "don't know" or "refused" to questions corresponding to the variables ADPSHMG, ADPSWORK, ADPSRELS, and ADPSSOC are no longer asked the question corresponding to ADPSDAYS unless they entered a response of 1 to 10 in at least one of the other questions corresponding to ADPSHMG through ADPSSOC.

About how many days out of 365 in the past 12 months were you totally unable to work or carry out your normal activities because of your [FEELNOUN]?

You can use any number between 0 and 365 to answer

(AD68)

<u>ADPSDAYS</u> <sup>1</sup>	Len : 3 # DYS UNABLE TO WORK/CARRY OUT DLY ACT PST 12 MOS		
	RANGE = 0 - 365 .....	<b>Freq</b>	<b>Pct</b>
	994 = DON'T KNOW .....	4324	7.70
	997 = REFUSED .....	142	0.25
	998 = BLANK (NO ANSWER).....	13	0.02
	999 = LEGITIMATE SKIP.....	540	0.96
		51117	91.06

Here is a list of professionals some people talk to about the problems we have been asking about:

- General practitioner or family doctor
- Other medical doctor like a cardiologist, gynecologist, urologist
- Psychologist
- Psychiatrist or psychotherapist
- Social Worker
- Counselor
- Other mental health professional, like a mental health nurse
- A nurse, occupational therapist, or other health professional
- A religious or spiritual advisor like a minister, priest, or rabbi
- Another healer, like an herbalist, chiropractor, acupuncturist, or massage therapist

At any time in the past 12 months, did you see or talk to a medical doctor or other professional about your [FEELNOUN]?

(AD86)

<u>ADSEEDOC</u> <sup>1</sup>	Len : 2 SEE/TALK TO DR/OTH PROF ABT FEELINGS PAST 12 MOS		
	1 = Yes.....	<b>Freq</b>	<b>Pct</b>
	2 = No.....	3522	6.27
	94 = DON'T KNOW .....	4155	7.40
	97 = REFUSED .....	11	0.02
	98 = BLANK (NO ANSWER) .....	16	0.03
	99 = LEGITIMATE SKIP.....	456	0.81
		47976	85.46

During the past 12 months, which professionals did you see or talk to about [NUMPROBS] with your mood?

(AD86A)

<u>ADFAMDOC</u> <sup>1</sup>	Len : 2 GEN/FAM DOC TALKED W/ABT FEELINGS PAST 12 MOS		
	1 = Response entered.....	<b>Freq</b>	<b>Pct</b>
	6 = Response not entered .....	1864	3.32
	94 = DON'T KNOW .....	1649	2.94
	97 = REFUSED .....	6	0.01
	98 = BLANK (NO ANSWER) .....	19	0.03
	99 = LEGITIMATE SKIP.....	467	0.83
		52131	92.87

(AD86A)

<u>ADOTHDOC</u> <sup>1</sup>	Len : 2 OTH DR TALKED W/ABOUT FEELINGS PAST 12 MOS		
	1 = Response entered.....	<b>Freq</b>	<b>Pct</b>
	3 = Response entered LOGICALLY ASSIGNED .....	306	0.55
	6 = Response not entered .....	9	0.02
	94 = DON'T KNOW .....	3198	5.70
	97 = REFUSED .....	6	0.01
	98 = BLANK (NO ANSWER) .....	19	0.03
	99 = LEGITIMATE SKIP.....	467	0.83
		52131	92.87

ADULT DEPRESSION

(AD86A)  
ADPSYCH<sup>1</sup>

Len : 2 PSYCHOLOGIST TALKED W/ABOUT FEELINGS PAST 12 MOS

	Freq	Pct
1 = Response entered .....	1046	1.86
6 = Response not entered .....	2467	4.39
94 = DON'T KNOW .....	6	0.01
97 = REFUSED .....	19	0.03
98 = BLANK (NO ANSWER) .....	467	0.83
99 = LEGITIMATE SKIP.....	52131	92.87

(AD86A)  
ADPSYMD<sup>1</sup>

Len : 2 PSYCHIATRIST TALKED W/ABOUT FEELINGS PAST 12 MOS

	Freq	Pct
1 = Response entered .....	1111	1.98
6 = Response not entered .....	2402	4.28
94 = DON'T KNOW .....	6	0.01
97 = REFUSED .....	19	0.03
98 = BLANK (NO ANSWER) .....	467	0.83
99 = LEGITIMATE SKIP.....	52131	92.87

(AD86A)  
ADSOCWRK<sup>1</sup>

Len : 2 SOCIAL WORKER TALKED W/ABOUT FEELINGS PAST 12 MOS

	Freq	Pct
1 = Response entered .....	372	0.66
6 = Response not entered .....	3141	5.60
94 = DON'T KNOW .....	6	0.01
97 = REFUSED .....	19	0.03
98 = BLANK (NO ANSWER) .....	467	0.83
99 = LEGITIMATE SKIP.....	52131	92.87

(AD86A)  
ADCOUNS<sup>1</sup>

Len : 2 COUNSELOR TALKED W/ABOUT FEELINGS PAST 12 MOS

	Freq	Pct
1 = Response entered .....	1201	2.14
3 = Response entered LOGICALLY ASSIGNED .....	6	0.01
6 = Response not entered .....	2306	4.11
94 = DON'T KNOW .....	6	0.01
97 = REFUSED .....	19	0.03
98 = BLANK (NO ANSWER) .....	467	0.83
99 = LEGITIMATE SKIP.....	52131	92.87

(AD86A)  
ADOTHMHP<sup>1</sup>

Len : 2 MENTAL PROF TALKED W/ABOUT FEELINGS PAST 12 MOS

	Freq	Pct
1 = Response entered .....	313	0.56
3 = Response entered LOGICALLY ASSIGNED .....	1	0.00
6 = Response not entered .....	3199	5.70
94 = DON'T KNOW .....	6	0.01
97 = REFUSED .....	19	0.03
98 = BLANK (NO ANSWER) .....	467	0.83
99 = LEGITIMATE SKIP.....	52131	92.87

(AD86A)  
ADNURSE<sup>1</sup>

Len : 2 NURSE ETC.TALKED W/ABOUT FEELINGS PAST 12 MOS

	Freq	Pct
1 = Response entered .....	249	0.44
3 = Response entered LOGICALLY ASSIGNED .....	2	0.00
6 = Response not entered .....	3262	5.81
94 = DON'T KNOW .....	6	0.01
97 = REFUSED .....	19	0.03
98 = BLANK (NO ANSWER) .....	467	0.83
99 = LEGITIMATE SKIP.....	52131	92.87

ADULT DEPRESSION

(AD86A)  
ADRELIG<sup>1</sup>

Len : 2 RELIGIOUS ADVSR TLKED W/ABOUT FEELINGS PST 12 MOS

	Freq	Pct
1 = Response entered .....	404	0.72
3 = Response entered LOGICALLY ASSIGNED .....	5	0.01
6 = Response not entered .....	3104	5.53
94 = DON'T KNOW .....	6	0.01
97 = REFUSED .....	19	0.03
98 = BLANK (NO ANSWER) .....	467	0.83
99 = LEGITIMATE SKIP .....	52131	92.87

(AD86A)  
ADHERBAL<sup>1</sup>

Len : 2 HERBALIST TALKED W/ABOUT FEELINGS PAST 12 MOS

	Freq	Pct
1 = Response entered .....	184	0.33
3 = Response entered LOGICALLY ASSIGNED .....	3	0.01
6 = Response not entered .....	3326	5.92
94 = DON'T KNOW .....	6	0.01
97 = REFUSED .....	19	0.03
98 = BLANK (NO ANSWER) .....	467	0.83
99 = LEGITIMATE SKIP .....	52131	92.87

(AD86A)  
ADOTHHL<sup>1</sup>

Len : 2 OTH HELP PROF TALKED W/ABOUT FEELINGS PAST 12 MOS

	Freq	Pct
1 = Response entered .....	108	0.19
6 = Response not entered .....	3405	6.07
94 = DON'T KNOW .....	6	0.01
97 = REFUSED .....	19	0.03
98 = BLANK (NO ANSWER) .....	467	0.83
99 = LEGITIMATE SKIP .....	52131	92.87

Are you currently receiving professional treatment or counseling for [NUMPROBS] with your mood?

(AD86B)  
ADTMTNOW<sup>1</sup>

Len : 2 CURRENTLY RCVNG PROF TREATMENT/COUNSLG FOR MOOD

	Freq	Pct
1 = Yes.....	2053	3.66
2 = No.....	1468	2.62
94 = DON'T KNOW .....	1	0.00
97 = REFUSED .....	16	0.03
98 = BLANK (NO ANSWER) .....	467	0.83
99 = LEGITIMATE SKIP.....	52131	92.87

During the past 12 months, did you take prescription medication that was prescribed for [NUMPROBS]?

(AD86C)  
ADRX12MO<sup>1</sup>

Len : 2 TAKE PRES MEDS PRESCRIBED FOR MOOD PAST 12 MONTHS

	Freq	Pct
1 = Yes.....	2848	5.07
2 = No.....	4835	8.61
94 = DON'T KNOW .....	9	0.02
97 = REFUSED .....	12	0.02
98 = BLANK (NO ANSWER) .....	456	0.81
99 = LEGITIMATE SKIP.....	47976	85.46

Are you currently taking prescription medication that was prescribed for [NUMPROBS]?

(AD86D)  
ADRXNOW<sup>1</sup>

Len : 2 CURRENTLY TAKING PRESC MEDS PRESCRIBED FOR MOOD

	Freq	Pct
1 = Yes.....	2333	4.16
2 = No.....	515	0.92
97 = REFUSED .....	12	0.02
98 = BLANK (NO ANSWER) .....	465	0.83
99 = LEGITIMATE SKIP.....	52811	94.08

ADULT DEPRESSION

During the past 12 months, how much has this prescription medication helped you?

(AD86E)  
[ADRXHLP](#)<sup>1</sup>

Len : 2 HOW MUCH HAS PRESC MEDS FOR MOOD HELPED PST 12 MO

	Freq	Pct
1 = Not at all .....	188	0.33
2 = A little.....	358	0.64
3 = Some.....	741	1.32
4 = A lot.....	970	1.73
5 = Extremely .....	587	1.05
94 = DON'T KNOW .....	4	0.01
97 = REFUSED .....	12	0.02
98 = BLANK (NO ANSWER) .....	465	0.83
99 = LEGITIMATE SKIP.....	52811	94.08

During the past 12 months, how much has treatment or counseling helped you?

(AD86F)  
[ADTMTHLP](#)<sup>1</sup>

Len : 2 HOW MUCH HAS TRMT/COUNSLG HELPED PST 12 MOS

	Freq	Pct
1 = Not at all .....	416	0.74
2 = A little.....	571	1.02
3 = Some.....	879	1.57
4 = A lot.....	1010	1.80
5 = Extremely .....	605	1.08
94 = DON'T KNOW .....	34	0.06
97 = REFUSED .....	23	0.04
98 = BLANK (NO ANSWER) .....	467	0.83
99 = LEGITIMATE SKIP.....	52131	92.87

RECODED ADULT DEPRESSION

**RECODED ADULT DEPRESSION**

NOTE: The variables in this section are recoded variables that were created from one or more of the edited variables from the preceding section.

NOTE: Certain source variables that were used to create recoded variables have valid values that might not have been reported or assigned for the current survey year. However, these values have been included in the general specifications in the codebook on how the recoded variables were created. See additional details about this issue in the Organization of the Data File section of this codebook introduction.

NOTE: The following variable, AMDELT, identifies an adult as having a major depressive episode (MDE) in their lifetime and AMDEYR identifies an adult as having MDE in the prior year. Due to questionnaire changes in 2008, these MDE variables are not directly comparable to MDE variables from 2004 to 2008. Adjusted lifetime and past year MDE variables (AJAMDELT and AJAMDEYR) were developed to allow comparisons of adult MDE data across years beginning with 2005 and continuing through 2008 and later years. Adjusted variables were not created for 2004. The youth MDE variables continue to remain comparable between 2004 and future years. Specific details about the analysis of MDE data can be found in the Recoded Depression Variable Documentation Appendix.

A respondent was classified as having a major depressive episode (MDE) in their lifetime, AMDELT=1, if they reported experiencing at least five out of the nine criteria used to define an adult as having had MDE in their lifetime, where at least one of the criteria is a depressed mood or loss of interest or pleasure in daily activities (ADSMDEA=1).

An adult was classified as NOT having a major depressive episode (MDE) in their lifetime, AMDELT=2, if they met either of these conditions:

1. Reported experiencing fewer than five out of the nine criteria used to define an adult as having had MDE in their lifetime (ADSMDEA=2).
2. If the number of criteria used to define an adult as having had MDE in their lifetime is unknown (ADSMDEA=98) and the respondent reported at least one of the following:
  1. Never having had a period of time lasting several days or longer when felt sad, empty, or depressed (ADDPREV=2), discouraged about how things were going in life (ADDSCEV=2), and lost interest in most things usually enjoyable (ADLOSEV=2).
  2. Experienced the feelings in (i), but they did not last most of the day, nearly every day for two weeks or longer (ADLSI2WK=2) or (ADDP2WK=2).
  3. Experienced the feelings in (i) most of the day, nearly every day for two weeks or longer, but the feelings lasted less than an hour when mood was most severe and frequent (ADWRHRS=1).
  4. Experienced the feelings in (i) most of the day, nearly every day for two weeks or longer for at least an hour during those times when mood was most severe and frequent, but emotional distress was mild (ADWRDST=1), there was never a time when emotional distress was so severe that you could not be cheered up (ADWRCHR=4), and there was never a time when your emotional distress was so severe that you could not carry out your daily activities (ADWRIMP=4).
  5. Experienced the feelings in (i) most of the day, nearly every day for two weeks or longer for at least an hour and the severe distress were more than mild or at some point could not be cheered up or could not carry out daily activities, but never had any other problems during those weeks, such as changes in sleep, appetite, energy, the ability to concentrate and remember, or feelings of low self-worth (ADPPROB=2).

(ADPPROB, ADDP2WK, ADDPREV, ADDSCEV, ADLOSEV, ADLSI2WK, ADSMDEA, ADWRCHR, ADWRDST, ADWRHRS, ADWRIMP)  
AMDELT Len: 1 RC-ADULT: LIFETIME MAJOR DEPRESSIVE EPISODE (MDE)

	Freq	Pct
. = Aged 12-17/Unknown (Otherwise).....	13891	24.75
1 = Yes (ADSMDEA=1).....	7552	13.45
2 = No (See comment above).....	34693	61.80

(ADPB2WK, AMDELT)  
AMDEYR Len: 1 RC-ADULT: PAST YEAR MAJOR DEPRESSIVE EPISODE (MDE)

	Freq	Pct
. = Aged 12-17/Unknown (Otherwise).....	13954	24.86
1 = Yes (AMDELT=1 & ADPB2WK=1).....	4467	7.96
2 = No (AMDELT=2 or [AMDELT=1 & ADPB2WK=2]).....	37715	67.19

The following adult MDE variable, AMDEY2\_U, is used in the 2012 mental illness prediction model. It is defined differently than AMDEYR which is used in the Detailed Tables. See the mental illness variables in the Recoded Mental Health section of this codebook and the Recoded Mental Health Appendix for more details on the 2012 mental illness prediction model.

(AMDEYR)  
AMDEY2\_U Len: 1 RC-ADULT PAST YEAR MDE - 'UNKNOWN' IMPUTED AS 'NO'

	Freq	Pct
. = Aged 12-17 (AGE2<7).....	13397	23.87
0 = No/Unknown (AGE2>=7 and AMDEYR=.,2).....	38272	68.18
1 = Yes (AGE2>=7 and AMDEYR=1).....	4467	7.96

RECODED ADULT DEPRESSION

NOTE: The following 21 variables are among all adult respondents who were asked the respective questions and are not confined to those respondents who were ultimately classified as having a Major Depressive Episode (MDE) in their lifetime or past year. To produce estimates among adults with MDE, the analysis will need to be restricted by either the lifetime MDE variable (AMDELT) or the past year MDE variable (AMDEYR).

(ADSEEDOC)  
ATXMDEYR

Len : 1	RC-ADULT: SAW/TALK TO MD/PROF ABT DEPRESSIVE FEELNGS IN PY		
	. = Aged 12-17/Unknown (Otherwise).....	48459	86.32
	0 = No (ADSEEDOC=2).....	4155	7.40
	1 = Yes (ADSEEDOC=1).....	3522	6.27

(ADRX12MO)  
ARXMDEYR

Len : 1	RC-ADULT: USED RX MEDICATION FOR DEPRESSIVE FEELINGS IN PY		
	. = Aged 12-17/Unknown (Otherwise).....	48453	86.31
	0 = No (ADRX12MO=2).....	4835	8.61
	1 = Yes (ADRX12MO=1).....	2848	5.07

The following variable, AMDETXRX, is defined as having received treatment/counseling for MDE in the past year if (1) saw or talked to a medical doctor or other professional about depressive feelings or (2) used prescription medication for depressive feelings.

(ARXMDEYR, ATXMDEYR)  
AMDETXRX

Len : 1	RC-ADULT: RCVD TRT/CNSLG OR RX MED FOR DEPRESS FEELING IN PY		
	. = Aged 12-17/Unknown (Otherwise).....	48457	86.32
	0 = No (ATXMDEYR=0 and ARXMDEYR=0).....	3685	6.56
	1 = Yes (ATXMDEYR=1 or ARXMDEYR=1).....	3994	7.11

(ADFAMDOC, ADSEEDOC)  
ADOCMDE

Len : 1	RC-ADULT: SAW/TALK TO GEN PRAC/FAM MD ABT DEP FEELINGS IN PY		
	. = Aged 12-17/Unknown/Legitimate Skip (Otherwise).....	48468	86.34
	0 = No (ADSEEDOC=2 or ADFAMDOC=6).....	5804	10.34
	1 = Yes (ADFAMDOC=1,3).....	1864	3.32

(ADOTHDOC, ADSEEDOC)  
AOMDMDE

Len : 1	RC-ADULT: SAW/TALK TO OTHER MD ABT DEPRESSIVE FEELINGS IN PY		
	. = Aged 12-17/Unknown/Legitimate Skip (Otherwise).....	48468	86.34
	0 = No (ADSEEDOC=2 or ADOTHDOC=6).....	7353	13.10
	1 = Yes (ADOTHDOC=1,3).....	315	0.56

(ADPSYCH, ADSEEDOC)  
APSY1MDE

Len : 1	RC-ADULT: SAW/TALK TO PSYCHOLOGIST ABT DEPRES FEELINGS IN PY		
	. = Aged 12-17/Unknown/Legitimate Skip (Otherwise).....	48468	86.34
	0 = No (ADSEEDOC=2 or ADPSYCH=6).....	6622	11.80
	1 = Yes (ADPSYCH=1,3).....	1046	1.86

(ADPSYMD, ADSEEDOC)  
APSY2MDE

Len : 1	RC-ADULT: SAW/TALK TO PSYCHIATRIST ABT DEPRES FEELINGS IN PY		
	. = Aged 12-17/Unknown/Legitimate Skip (Otherwise).....	48468	86.34
	0 = No (ADSEEDOC=2 or ADPSYMD=6).....	6557	11.68
	1 = Yes (ADPSYMD=1,3).....	1111	1.98

(ADSEEDOC, ADSOCWRK)  
ASOCMDE

Len : 1	RC-ADULT: SAW/TALK TO SOCIAL WORKR ABT DEPRES FEELINGS IN PY		
	. = Aged 12-17/Unknown/Legitimate Skip (Otherwise).....	48468	86.34
	0 = No (ADSEEDOC=2 or ADSOCWRK=6).....	7296	13.00
	1 = Yes (ADSOCWRK=1,3).....	372	0.66

RECODED ADULT DEPRESSION

(ADCOUNS, ADSEEDOC)

<u>ACOUNMDE</u>	Len : 1 RC-ADULT: SAW/TALK TO COUNSELOR ABT DEPRESSVE FEELINGS IN PY		
		<b>Freq</b>	<b>Pct</b>
.	= Aged 12-17/Unknown/Legitimate Skip (Otherwise).....	48468	86.34
0	= No (ADSEEDOC=2 or ADCOUNS=6).....	6461	11.51
1	= Yes (ADCOUNS=1,3).....	1207	2.15

(ADOTHMHP, ADSEEDOC)

<u>AOMHMDE</u>	Len : 1 RC-ADULT: SAW/TALK TO OTH MENT HLTH PROF ABT DEP FEELINGS-PY		
		<b>Freq</b>	<b>Pct</b>
.	= Aged 12-17/Unknown/Legitimate Skip (Otherwise).....	48468	86.34
0	= No (ADSEEDOC=2 or [ADOTHMHP=6 & No Writ-in Enter]) .....	7342	13.08
1	= Yes (ADOTHMHP=1,3 or Write-in Response Entered).....	326	0.58

(ADNURSE, ADSEEDOC)

<u>ANURSMDE</u>	Len : 1 RC-ADULT: SAW/TALK TO NURSE/OCC THERA ABT DEP FEELINGS IN PY		
		<b>Freq</b>	<b>Pct</b>
.	= Aged 12-17/Unknown/Legitimate Skip (Otherwise).....	48468	86.34
0	= No (ADSEEDOC=2 or ADNURSE=6) .....	7417	13.21
1	= Yes (ADNURSE=1,3) .....	251	0.45

(ADRELIG, ADSEEDOC)

<u>ARELMDE</u>	Len : 1 RC-ADULT: SAW/TALK TO RELIG ADVISR ABT DEPRES FEELINGS IN PY		
		<b>Freq</b>	<b>Pct</b>
.	= Aged 12-17/Unknown/Legitimate Skip (Otherwise).....	48468	86.34
0	= No (ADSEEDOC=2 or ADRELIG=6).....	7259	12.93
1	= Yes (ADRELIG=1,3).....	409	0.73

(ADHERBAL, ADSEEDOC)

<u>AHBCHMDE</u>	Len : 1 RC-ADULT: SAW/TALK TO ANOTHER HEALER ABT DEPR FEELINGS IN PY		
		<b>Freq</b>	<b>Pct</b>
.	= Aged 12-17/Unknown/Legitimate Skip (Otherwise).....	48468	86.34
0	= No (ADSEEDOC=2 or ADHERBAL=6).....	7481	13.33
1	= Yes (ADHERBAL=1,3).....	187	0.33

The following variable, AOTHMDE, defines an adult as having seen or talked to another professional about MDE during the past year if s/he entered a valid write-in response other than the responses that matched existing categories.

An adult was classified as NOT having seen or talked to another professional about MDE during the past year, AOTHMDE=0, if s/he met either of these conditions:

1. Reported NOT seeing or talking to a medical doctor or other professional during the past year (ADSEEDOC=2).
2. Response not entered for whether other mental health professional was seen or talked to during the past year (ADOTHHLP=6).
3. Write-in response entered matched an existing category.

(ADOTHHLP, ADSEEDOC)

<u>AOTHMDE</u>	Len : 1 RC-ADULT: SAW/TALK TO OTHER PROF ABOUT MDE IN PST YR		
		<b>Freq</b>	<b>Pct</b>
.	= Aged 12-17/Unknwn/Legit Skip/Invalid Spec. Resp. ....	48492	86.38
0	= No (See comment above).....	7607	13.55
1	= Yes (See comment above) .....	37	0.07

The following variable, AHLTMDE, indicates whether an adult reported seeing or talking to a health professional about MDE in the past year. Adults were classified as having seen or talked to a health professional, AHLTMDE=1, if they reported seeing or talking to any of the following professionals: general practitioner or family doctor (ADOCMDE=1); other medical doctor (AOMDMDE=1); psychologist (APSY1MDE=1); psychiatrist or psychotherapist (APSY2MDE=1); social worker (ASOCMDE=1); counselor (ACOUNMDE=1); other mental health professional (AOMHMDE=1); or nurse, occupational therapist, or other health professional (ANURSMDE=1). Respondents were classified as having not seen or talked to a health professional, AHLTMDE=0, if they reported not seeing or talking to all of the professionals listed above (source variable=0).

(ACOUNMDE, ADOCMDE, ANURSMDE, AOMDMDE, AOMHMDE, APSY1MDE, APSY2MDE, ASOCMDE)

<u>AHLTMDE</u>	Len : 1 RC-ADULT: SAW/TALK TO HLTH PROF ABT DEPRESSVE FEELINGS IN PY		
		<b>Freq</b>	<b>Pct</b>
.	= Aged 12-17/Unknown (Otherwise).....	48468	86.34
0	= No (See comment above).....	4284	7.63
1	= Yes (See comment above) .....	3384	6.03

RECODED ADULT DEPRESSION

The following variable, AALTMDE, indicates whether an adult reported seeing or talking to an alternative service professional about MDE in the past year. Adults were classified as having seen or talked to an alternative service professional, AALTMDE=1, if they reported seeing or talking to any of the following professionals: religious or spiritual advisor (ARELMDE=1); or herbalist, chiropractor, acupuncturist, or massage therapist (AHBCHMDE=1). Respondents were classified as having not seen or talked to an alternative service professional, AALTMDE=0, if they reported not seeing or talking to all of the professionals listed above (source variable=0).

(AHBCHMDE, ARELMDE)

AALTMDE

Len : 1 RC-ADULT: SAW/TALK TO ALT SERV PROF ABT DEPRS FEELINGS IN PY

	Freq	Pct
. = Aged 12-17/Unknown (Otherwise).....	48468	86.34
0 = No (See comment above).....	7132	12.70
1 = Yes (See comment above).....	536	0.95

NOTE: The following four variables make up the four role domains (home management, work, close relationships with others, and social life) of the Sheehan Disability Scale (SDS), which measures the impact of a disorder on an adult's life.

(ADPSHMG)

ASDSHOM2

Len : 1 RC-ADULT: DEPRESS FEELINGS ROLE IMPAIRMENT - HOME MANAGEMENT

	Freq	Pct
. = Aged 12-17/Unkn/Legit Skip (Otherwise).....	51650	92.01
1 = None (ADPSHMG=0).....	109	0.19
2 = Mild (ADPSHMG=1,2,3).....	638	1.14
3 = Moderate (ADPSHMG=4,5,6).....	1822	3.25
4 = Severe (ADPSHMG=7,8,9).....	1528	2.72
5 = Very Severe (ADPSHMG=10).....	389	0.69

(ADPSWORK)

ASDSWRK2

Len : 1 RC-ADULT: DEPRESS FEELINGS ROLE IMPAIRMENT - ABILITY TO WORK

	Freq	Pct
. = Aged 12-17/Unkn/Legit Skip (Otherwise).....	51665	92.04
1 = None (ADPSWORK=0).....	324	0.58
2 = Mild (ADPSWORK=1,2,3).....	1157	2.06
3 = Moderate (ADPSWORK=4,5,6).....	1575	2.81
4 = Severe (ADPSWORK=7,8,9).....	1017	1.81
5 = Very Severe (ADPSWORK=10).....	398	0.71

(ADPSRELS)

ASDSREL2

Len : 1 RC-ADULT: DEP FEELINGS ROLE IMPAIRMENT - CLOSE RELATIONSHIPS

	Freq	Pct
. = Aged 12-17/Unkn/Legit Skip (Otherwise).....	51644	92.00
1 = None (ADPSRELS=0).....	152	0.27
2 = Mild (ADPSRELS=1,2,3).....	752	1.34
3 = Moderate (ADPSRELS=4,5,6).....	1619	2.88
4 = Severe (ADPSRELS=7,8,9).....	1517	2.70
5 = Very Severe (ADPSRELS=10).....	452	0.81

(ADPSSOC)

ASDSSOC2

Len : 1 RC-ADULT: DEPRESSIVE FEELINGS ROLE IMPAIRMENT - SOCIAL LIFE

	Freq	Pct
. = Aged 12-17/Unkn/Legit Skip (Otherwise).....	51644	92.00
1 = None (ADPSSOC=0).....	96	0.17
2 = Mild (ADPSSOC=1,2,3).....	572	1.02
3 = Moderate (ADPSSOC=4,5,6).....	1474	2.63
4 = Severe (ADPSSOC=7,8,9).....	1806	3.22
5 = Very Severe (ADPSSOC=10).....	544	0.97



RECODED ADULT DEPRESSION

The following variable, ASDSOVL2, is assigned the maximum level of interference over the four role domains of SDS: home management (ASDSHOM2), ability to work (ASDSWRK2), close relationships (ASDSREL2), and social life (ASDSSOC2).

(ASDSHOM2, ASDSREL2, ASDSSOC2, ASDSWRK2)

ASDSOVL2 Len : 1 RC-ADULT: MAX SEVERITY LEVEL OF DEP FEELINGS ROLE IMPAIRMENT

	<b>Freq</b>	<b>Pct</b>
. = Aged 12-17/Unknown/Legitimate Skip (Otherwise).....	51638	91.99
1 = None (See comment above).....	19	0.03
2 = Mild (See comment above).....	251	0.45
3 = Moderate (See comment above).....	1202	2.14
4 = Severe (See comment above).....	2154	3.84
5 = Very Severe (See comment above).....	872	1.55

The following variable, AMDEIMP, is derived from the maximum severity level of MDE role impairment (ASDSOVL2) and is restricted to adults with past year MDE (AMDEYR).

(AMDEYR, ASDSOVL2)

AMDEIMP Len : 1 RC-ADULT: MDE WITH SEVERE ROLE IMPAIRMENT

	<b>Freq</b>	<b>Pct</b>
. = Aged 12-17/Unknown (Otherwise).....	13970	24.89
1 = Yes (AMDEYR=1 and ASDSOVL2=4,5).....	3007	5.36
2 = No (AMDEYR=2 or ASDSOVL2=1,2,3).....	39159	69.76

YOUTH MENTAL HEALTH SERVICE UTILIZATION

**YOUTH MENTAL HEALTH SERVICE UTILIZATION**

*The values in this section may be inconsistent with values for variables in other sections of the interview. Items in this section were edited when respondents legitimately skipped out of these items based on prior answers in earlier sections. Otherwise, variables in one section of the interview generally were not edited to make them consistent with variables in another section of the interview. This note applies to variables in this section marked by a<sup>1</sup>.*

These next questions are about treatment and counseling for problems with your behaviors or emotions that were not caused by alcohol or drugs.

During the past 12 months, have you stayed overnight or longer in any type of hospital to receive treatment or counseling for emotional or behavioral problems that were not caused by alcohol or drugs?

(YSU01)

YUHOSPYR<sup>1</sup>

Len : 2 STAY OVNT IN HOSP FOR EMOT TRMT PST 12 MOS

	Freq	Pct
1 = Yes.....	353	0.63
2 = No.....	12879	22.94
85 = BAD DATA Logically assigned.....	10	0.02
94 = DON'T KNOW.....	82	0.15
97 = REFUSED.....	71	0.13
98 = BLANK (NO ANSWER).....	2	0.00
99 = LEGITIMATE SKIP.....	42739	76.13

During the past 12 months, how many nights altogether did you stay in a hospital to receive treatment or counseling for emotional or behavioral problems that were not caused by alcohol or drugs?

(YSU02)

YUHOSPN2<sup>1</sup>

Len : 3 # NIGHTS STAYED IN HOSP FOR EMOT TRMT PST 12 MOS

	Freq	Pct
RANGE = 1 - 30.....	297	0.53
31 = 31 or more.....	19	0.03
985 = BAD DATA Logically assigned.....	10	0.02
994 = DON'T KNOW.....	30	0.05
997 = REFUSED.....	78	0.14
998 = BLANK (NO ANSWER).....	84	0.15
999 = LEGITIMATE SKIP.....	55618	99.08

Think about the last time you stayed overnight or longer in a hospital to receive treatment or counseling for emotional or behavioral problems that were not caused by alcohol or drugs. What was the reason you were admitted there?

(YSU03)

YUHOSUIC<sup>1</sup>

Len : 2 STAYED IN HOSP BEC THOUGHT/TRIED TO KILL SELF

	Freq	Pct
1 = Response entered.....	166	0.30
3 = Response entered LOGICALLY ASSIGNED.....	1	0.00
6 = Response not entered.....	155	0.28
85 = BAD DATA Logically assigned.....	10	0.02
94 = DON'T KNOW.....	17	0.03
97 = REFUSED.....	85	0.15
98 = BLANK (NO ANSWER).....	84	0.15
99 = LEGITIMATE SKIP.....	55618	99.08

(YSU03)

YUHODEPR<sup>1</sup>

Len : 2 STAYED IN HOSP BEC YOU FELT DEPRESSED

	Freq	Pct
1 = Response entered.....	152	0.27
3 = Response entered LOGICALLY ASSIGNED.....	2	0.00
6 = Response not entered.....	168	0.30
94 = DON'T KNOW.....	17	0.03
97 = REFUSED.....	85	0.15
98 = BLANK (NO ANSWER).....	94	0.17
99 = LEGITIMATE SKIP.....	55618	99.08

YOUTH MENTAL HEALTH SERVICE UTILIZATION

(YSU03)  
YUHOFEAR<sup>1</sup>

Len : 2 STAYED IN HOSP BEC YOU FELT AFRAID/TENSE	<b>Freq</b>	<b>Pct</b>
1 = Response entered .....	56	0.10
3 = Response entered LOGICALLY ASSIGNED .....	1	0.00
6 = Response not entered .....	265	0.47
94 = DON'T KNOW .....	17	0.03
97 = REFUSED .....	85	0.15
98 = BLANK (NO ANSWER) .....	94	0.17
99 = LEGITIMATE SKIP .....	55618	99.08

(YSU03)  
YUHOBKRU<sup>1</sup>

Len : 2 STAYED IN HOSP BEC BREAKING RULES/ACTING OUT	<b>Freq</b>	<b>Pct</b>
1 = Response entered .....	45	0.08
6 = Response not entered .....	277	0.49
94 = DON'T KNOW .....	17	0.03
97 = REFUSED .....	85	0.15
98 = BLANK (NO ANSWER) .....	94	0.17
99 = LEGITIMATE SKIP .....	55618	99.08

(YSU03)  
YUHOEATP<sup>1</sup>

Len : 2 STAYED IN HOSP BEC YOU HAD EATING PROBS	<b>Freq</b>	<b>Pct</b>
1 = Response entered .....	35	0.06
6 = Response not entered .....	287	0.51
94 = DON'T KNOW .....	17	0.03
97 = REFUSED .....	85	0.15
98 = BLANK (NO ANSWER) .....	94	0.17
99 = LEGITIMATE SKIP .....	55618	99.08

What was the other emotional or behavioral problem for which you last stayed overnight in a hospital?

(YSU03.A)  
YUHOANGR<sup>1</sup>

Len : 2 STAYED IN HOSP BEC HAD TRBLE CONTRLNG ANGER	<b>Freq</b>	<b>Pct</b>
1 = Response entered .....	20	0.04
6 = Response not entered .....	298	0.53
94 = DON'T KNOW .....	20	0.04
97 = REFUSED .....	86	0.15
98 = BLANK (NO ANSWER) .....	94	0.17
99 = LEGITIMATE SKIP .....	55618	99.08

(YSU03.A)  
YUHOFITE<sup>1</sup>

Len : 2 STAYED IN HOSP BEC HAD GOTTEN INTO PHYS FIGHTS	<b>Freq</b>	<b>Pct</b>
1 = Response entered .....	5	0.01
6 = Response not entered .....	313	0.56
94 = DON'T KNOW .....	20	0.04
97 = REFUSED .....	86	0.15
98 = BLANK (NO ANSWER) .....	94	0.17
99 = LEGITIMATE SKIP .....	55618	99.08

(YSU03.A)  
YUHOFMLY<sup>1</sup>

Len : 2 STAYED IN HOSP BEC HAD PRBLMS AT HOME/FAMILY	<b>Freq</b>	<b>Pct</b>
1 = Response entered .....	18	0.03
3 = Response entered LOGICALLY ASSIGNED .....	2	0.00
6 = Response not entered .....	298	0.53
94 = DON'T KNOW .....	20	0.04
97 = REFUSED .....	86	0.15
98 = BLANK (NO ANSWER) .....	94	0.17
99 = LEGITIMATE SKIP .....	55618	99.08

YOUTH MENTAL HEALTH SERVICE UTILIZATION

(YSU03A)  
YUHOFRND<sup>1</sup>

Len : 2 STAYED IN HOSP BEC HAD PRBLMS WITH FRIENDS		Freq	Pct
1 = Response entered .....		8	0.01
6 = Response not entered .....		310	0.55
94 = DON'T KNOW .....		20	0.04
97 = REFUSED .....		86	0.15
98 = BLANK (NO ANSWER) .....		94	0.17
99 = LEGITIMATE SKIP .....		55618	99.08

(YSU03A)  
YUHOOTPP<sup>1</sup>

Len : 2 STAYED IN HOSP BEC HAD PRBLMS WITH OTHERS		Freq	Pct
1 = Response entered .....		8	0.01
6 = Response not entered .....		310	0.55
94 = DON'T KNOW .....		20	0.04
97 = REFUSED .....		86	0.15
98 = BLANK (NO ANSWER) .....		94	0.17
99 = LEGITIMATE SKIP .....		55618	99.08

(YSU03A)  
YUHOSCHL<sup>1</sup>

Len : 2 STAYED IN HOSP BEC HAD PRBLMS AT SCHOOL		Freq	Pct
1 = Response entered .....		27	0.05
3 = Response entered LOGICALLY ASSIGNED .....		1	0.00
6 = Response not entered .....		290	0.52
94 = DON'T KNOW .....		20	0.04
97 = REFUSED .....		86	0.15
98 = BLANK (NO ANSWER) .....		94	0.17
99 = LEGITIMATE SKIP .....		55618	99.08

(YSU03, YSU03A)  
YUHOSOR<sup>1</sup>

Len : 2 STAYED IN HOSP FOR SOME OTHER REASON		Freq	Pct
1 = Response entered .....		86	0.15
6 = Response not entered .....		236	0.42
94 = DON'T KNOW .....		17	0.03
97 = REFUSED .....		85	0.15
98 = BLANK (NO ANSWER) .....		94	0.17
99 = LEGITIMATE SKIP .....		55618	99.08

During the past 12 months, did you stay overnight or longer in a residential treatment center to receive treatment or counseling for emotional or behavioral problems that were not caused by alcohol or drugs?

(YSU04)  
YURSIDYR<sup>1</sup>

Len : 2 STAYED IN RESID CTR FOR EMOT TRMT PST 12 MOS		Freq	Pct
1 = Yes .....		177	0.32
2 = No .....		13031	23.21
85 = BAD DATA Logically assigned .....		10	0.02
94 = DON'T KNOW .....		94	0.17
97 = REFUSED .....		83	0.15
98 = BLANK (NO ANSWER) .....		2	0.00
99 = LEGITIMATE SKIP .....		42739	76.13

During the past 12 months, how many nights altogether did you stay in a residential treatment center to receive treatment for emotional or behavioral problems that were not caused by alcohol or drugs?

(YSU05)  
YURSIDN2<sup>1</sup>

Len : 3 # NIGHTS IN RESID CTR FOR EMOT TRMT PST 12 MOS		Freq	Pct
RANGE = 1 - 30 .....		148	0.26
31 = 31 or more .....		15	0.03
985 = BAD DATA Logically assigned .....		10	0.02
994 = DON'T KNOW .....		10	0.02
997 = REFUSED .....		87	0.15
998 = BLANK (NO ANSWER) .....		96	0.17
999 = LEGITIMATE SKIP .....		55770	99.35

YOUTH MENTAL HEALTH SERVICE UTILIZATION

Think about the last time you stayed overnight or longer in a residential treatment center to receive treatment for emotional or behavioral problems that were not caused by alcohol or drugs. What was the reason you were admitted there?

(YSU06)

YURSSUIC<sup>1</sup>

Len : 2 STAYED IN RESID CTR BEC THOT/TRIED TO KILL SELF

	Freq	Pct
1 = Response entered .....	99	0.18
6 = Response not entered .....	73	0.13
85 = BAD DATA Logically assigned .....	10	0.02
94 = DON'T KNOW .....	4	0.01
97 = REFUSED .....	84	0.15
98 = BLANK (NO ANSWER) .....	96	0.17
99 = LEGITIMATE SKIP .....	55770	99.35

(YSU06)

YURSDEPR<sup>1</sup>

Len : 2 STAYED IN RESID CTR BEC YOU FELT DEPRESSED

	Freq	Pct
1 = Response entered .....	91	0.16
6 = Response not entered .....	81	0.14
94 = DON'T KNOW .....	4	0.01
97 = REFUSED .....	84	0.15
98 = BLANK (NO ANSWER) .....	106	0.19
99 = LEGITIMATE SKIP .....	55770	99.35

(YSU06)

YURSFEAR<sup>1</sup>

Len : 2 STAYED IN RESID CTR BEC YOU FELT AFRAID/TENSE

	Freq	Pct
1 = Response entered .....	37	0.07
6 = Response not entered .....	135	0.24
94 = DON'T KNOW .....	4	0.01
97 = REFUSED .....	84	0.15
98 = BLANK (NO ANSWER) .....	106	0.19
99 = LEGITIMATE SKIP .....	55770	99.35

(YSU06)

YURSBKRU<sup>1</sup>

Len : 2 STAYED IN RESID CTR BEC BRKING RULES/ACT OUT

	Freq	Pct
1 = Response entered .....	33	0.06
6 = Response not entered .....	139	0.25
94 = DON'T KNOW .....	4	0.01
97 = REFUSED .....	84	0.15
98 = BLANK (NO ANSWER) .....	106	0.19
99 = LEGITIMATE SKIP .....	55770	99.35

(YSU06)

YURSEATP<sup>1</sup>

Len : 2 STAYED IN RESID CTR BEC YOU HAD EATING PROBS

	Freq	Pct
1 = Response entered .....	21	0.04
6 = Response not entered .....	151	0.27
94 = DON'T KNOW .....	4	0.01
97 = REFUSED .....	84	0.15
98 = BLANK (NO ANSWER) .....	106	0.19
99 = LEGITIMATE SKIP .....	55770	99.35

What was the other emotional or behavioral problem for which you last stayed overnight in a residential treatment center?

(YSU06.A)

YURSANGR<sup>1</sup>

Len : 2 STAYED IN RESID CTR BEC HAD TRBLE CONTRLNG ANGER

	Freq	Pct
1 = Response entered .....	10	0.02
3 = Response entered LOGICALLY ASSIGNED .....	1	0.00
6 = Response not entered .....	161	0.29
94 = DON'T KNOW .....	4	0.01
97 = REFUSED .....	84	0.15
98 = BLANK (NO ANSWER) .....	106	0.19
99 = LEGITIMATE SKIP .....	55770	99.35

YOUTH MENTAL HEALTH SERVICE UTILIZATION

(YSU06A)  
YURSFITE<sup>1</sup>

Len : 2 STAYED IN RESID CTR BEC HAD GOTN INTO PHYS FIGHTS		Freq	Pct
3 = Response entered LOGICALLY ASSIGNED .....		1	0.00
6 = Response not entered .....		171	0.30
94 = DON'T KNOW .....		4	0.01
97 = REFUSED .....		84	0.15
98 = BLANK (NO ANSWER) .....		106	0.19
99 = LEGITIMATE SKIP.....		55770	99.35

(YSU06A)  
YURSFMLY<sup>1</sup>

Len : 2 STAYED IN RESID CTR BEC HAD PRBLMS AT HOME/FAMILY		Freq	Pct
1 = Response entered .....		10	0.02
6 = Response not entered .....		162	0.29
94 = DON'T KNOW .....		4	0.01
97 = REFUSED .....		84	0.15
98 = BLANK (NO ANSWER) .....		106	0.19
99 = LEGITIMATE SKIP.....		55770	99.35

(YSU06A)  
YURSFNRD<sup>1</sup>

Len : 2 STAYED IN RESID CTR BEC HAD PRBLMS WITH FRIENDS		Freq	Pct
1 = Response entered .....		5	0.01
6 = Response not entered .....		167	0.30
94 = DON'T KNOW .....		4	0.01
97 = REFUSED .....		84	0.15
98 = BLANK (NO ANSWER) .....		106	0.19
99 = LEGITIMATE SKIP.....		55770	99.35

(YSU06A)  
YURSSOTPP<sup>1</sup>

Len : 2 STAYED IN RESID CTR BEC HAD PRBLMS WITH OTHERS		Freq	Pct
1 = Response entered .....		4	0.01
6 = Response not entered .....		168	0.30
94 = DON'T KNOW .....		4	0.01
97 = REFUSED .....		84	0.15
98 = BLANK (NO ANSWER) .....		106	0.19
99 = LEGITIMATE SKIP.....		55770	99.35

(YSU06A)  
YURSSSCHL<sup>1</sup>

Len : 2 STAYED IN RESID CTR BEC HAD PRBLMS AT SCHOOL		Freq	Pct
1 = Response entered .....		10	0.02
6 = Response not entered .....		162	0.29
94 = DON'T KNOW .....		4	0.01
97 = REFUSED .....		84	0.15
98 = BLANK (NO ANSWER) .....		106	0.19
99 = LEGITIMATE SKIP.....		55770	99.35

(YSU06, YSU06A)  
YURSSSOR<sup>1</sup>

Len : 2 STAYED IN RESID CTR FOR SOME OTHER REASON		Freq	Pct
1 = Response entered .....		29	0.05
6 = Response not entered .....		143	0.25
94 = DON'T KNOW .....		4	0.01
97 = REFUSED .....		84	0.15
98 = BLANK (NO ANSWER) .....		106	0.19
99 = LEGITIMATE SKIP.....		55770	99.35

YOUTH MENTAL HEALTH SERVICE UTILIZATION

During the past 12 months, did you stay overnight or longer in foster care or in a therapeutic foster care home because you had emotional or behavioral problems that were not caused by alcohol or drugs?

(YSU07)

YUFCARYR<sup>1</sup>

Len : 2 SPENT TIME IN FOST CARE FOR EMOT PROB PST 12 MOS

	Freq	Pct
1 = Yes.....	53	0.09
2 = No.....	13170	23.46
85 = BAD DATA Logically assigned.....	10	0.02
94 = DON'T KNOW.....	84	0.15
97 = REFUSED.....	78	0.14
98 = BLANK (NO ANSWER).....	2	0.00
99 = LEGITIMATE SKIP.....	42739	76.13

During the past 12 months, how many nights altogether did you stay in foster care or in a therapeutic foster care home because you had emotional or behavioral problems that were not caused by alcohol or drugs?

(YSU08)

YUFCARN2<sup>1</sup>

Len : 3 # NIGHTS IN FOST CARE FOR EMOT PROB PST 12 MOS

	Freq	Pct
RANGE = 1 - 22.....	47	0.08
31 = 31 or more.....	3	0.01
985 = BAD DATA Logically assigned.....	10	0.02
994 = DON'T KNOW.....	3	0.01
997 = REFUSED.....	78	0.14
998 = BLANK (NO ANSWER).....	86	0.15
999 = LEGITIMATE SKIP.....	55909	99.60

Think about the last time you stayed overnight or longer in foster care or in a therapeutic foster care home because you had emotional or behavioral problems that were not caused by alcohol or drugs. What was the reason you were placed there?

(YSU09)

YUFCSUIC<sup>1</sup>

Len : 2 STAYED IN FOST CARE BEC THOT/TRIED TO KILL SELF

	Freq	Pct
1 = Response entered.....	20	0.04
6 = Response not entered.....	29	0.05
85 = BAD DATA Logically assigned.....	10	0.02
94 = DON'T KNOW.....	2	0.00
97 = REFUSED.....	80	0.14
98 = BLANK (NO ANSWER).....	86	0.15
99 = LEGITIMATE SKIP.....	55909	99.60

(YSU09)

YUFCDEPR<sup>1</sup>

Len : 2 STAYED IN FOST CARE BEC YOU FELT DEPRESSED

	Freq	Pct
1 = Response entered.....	11	0.02
6 = Response not entered.....	38	0.07
94 = DON'T KNOW.....	2	0.00
97 = REFUSED.....	80	0.14
98 = BLANK (NO ANSWER).....	96	0.17
99 = LEGITIMATE SKIP.....	55909	99.60

(YSU09)

YUFCFEAR<sup>1</sup>

Len : 2 STAYED IN FOST CARE BEC YOU FELT AFRAID/TENSE

	Freq	Pct
1 = Response entered.....	2	0.00
6 = Response not entered.....	47	0.08
94 = DON'T KNOW.....	2	0.00
97 = REFUSED.....	80	0.14
98 = BLANK (NO ANSWER).....	96	0.17
99 = LEGITIMATE SKIP.....	55909	99.60

YOUTH MENTAL HEALTH SERVICE UTILIZATION

(YSU09)  
YUFCBKRU<sup>1</sup>

Len : 2 STAYED IN FOST CARE BEC BRKING RULES/ACT OUT

	Freq	Pct
1 = Response entered .....	7	0.01
6 = Response not entered .....	42	0.07
94 = DON'T KNOW .....	2	0.00
97 = REFUSED .....	80	0.14
98 = BLANK (NO ANSWER) .....	96	0.17
99 = LEGITIMATE SKIP .....	55909	99.60

(YSU09)  
YUFCEATP<sup>1</sup>

Len : 2 STAYED IN FOST CARE BEC YOU HAD EATING PROBS

	Freq	Pct
1 = Response entered .....	3	0.01
6 = Response not entered .....	46	0.08
94 = DON'T KNOW .....	2	0.00
97 = REFUSED .....	80	0.14
98 = BLANK (NO ANSWER) .....	96	0.17
99 = LEGITIMATE SKIP .....	55909	99.60

What was the other emotional or behavioral problem for which you last stayed overnight or longer in foster care or a therapeutic foster care home?

(YSU09A)  
YUFCANGR<sup>1</sup>

Len : 2 STAYED IN FOST CARE BEC HAD TRBLE CONTRLNG ANGER

	Freq	Pct
1 = Response entered .....	2	0.00
3 = Response entered LOGICALLY ASSIGNED .....	1	0.00
6 = Response not entered .....	45	0.08
94 = DON'T KNOW .....	3	0.01
97 = REFUSED .....	80	0.14
98 = BLANK (NO ANSWER) .....	96	0.17
99 = LEGITIMATE SKIP .....	55909	99.60

(YSU09A)  
YUFCFITE<sup>1</sup>

Len : 2 STAYED IN FOST CARE BEC HAD GOTN INTO PHYS FIGHTS

	Freq	Pct
1 = Response entered .....	1	0.00
6 = Response not entered .....	47	0.08
94 = DON'T KNOW .....	3	0.01
97 = REFUSED .....	80	0.14
98 = BLANK (NO ANSWER) .....	96	0.17
99 = LEGITIMATE SKIP .....	55909	99.60

(YSU09A)  
YUFCFMLY<sup>1</sup>

Len : 2 STAYED IN FOST CARE BEC HAD PRBLMS AT HOME/FAMILY

	Freq	Pct
1 = Response entered .....	4	0.01
3 = Response entered LOGICALLY ASSIGNED .....	1	0.00
6 = Response not entered .....	43	0.08
94 = DON'T KNOW .....	3	0.01
97 = REFUSED .....	80	0.14
98 = BLANK (NO ANSWER) .....	96	0.17
99 = LEGITIMATE SKIP .....	55909	99.60

(YSU09A)  
YUFCFRND<sup>1</sup>

Len : 2 STAYED IN FOST CARE BEC HAD PRBLMS WITH FRIENDS

	Freq	Pct
1 = Response entered .....	1	0.00
6 = Response not entered .....	47	0.08
94 = DON'T KNOW .....	3	0.01
97 = REFUSED .....	80	0.14
98 = BLANK (NO ANSWER) .....	96	0.17
99 = LEGITIMATE SKIP .....	55909	99.60



YOUTH MENTAL HEALTH SERVICE UTILIZATION

(YSU09A)  
YUFCOTPP<sup>1</sup>

Len : 2 STAYED IN FOST CARE BEC HAD PRBLMS WITH OTHERS

	Freq	Pct
1 = Response entered .....	1	0.00
6 = Response not entered .....	47	0.08
94 = DON'T KNOW .....	3	0.01
97 = REFUSED .....	80	0.14
98 = BLANK (NO ANSWER) .....	96	0.17
99 = LEGITIMATE SKIP.....	55909	99.60

(YSU09A)  
YUFCSCHL<sup>1</sup>

Len : 2 STAYED IN FOST CARE BEC HAD PRBLMS AT SCHOOL

	Freq	Pct
1 = Response entered .....	4	0.01
6 = Response not entered .....	44	0.08
94 = DON'T KNOW .....	3	0.01
97 = REFUSED .....	80	0.14
98 = BLANK (NO ANSWER) .....	96	0.17
99 = LEGITIMATE SKIP.....	55909	99.60

(YSU09, YSU09A)  
YUFCSOR<sup>1</sup>

Len : 2 STAYED IN FOST CARE FOR SOME OTHER REASON

	Freq	Pct
1 = Response entered .....	13	0.02
6 = Response not entered .....	36	0.06
94 = DON'T KNOW .....	2	0.00
97 = REFUSED .....	80	0.14
98 = BLANK (NO ANSWER) .....	96	0.17
99 = LEGITIMATE SKIP.....	55909	99.60

During the past 12 months, did you receive treatment or counseling at a partial day hospital or day treatment program because you had problems with your behavior or emotions that were not caused by alcohol or drugs?

(YSU10)  
YUDYTXR<sup>1</sup>

Len : 2 SPENT TIME IN DAY TRMT PROG PAST 12 MOS

	Freq	Pct
1 = Yes.....	315	0.56
2 = No.....	12885	22.95
85 = BAD DATA Logically assigned.....	10	0.02
94 = DON'T KNOW .....	101	0.18
97 = REFUSED .....	84	0.15
98 = BLANK (NO ANSWER) .....	2	0.00
99 = LEGITIMATE SKIP.....	42739	76.13

During the past 12 months, how many times did you visit a partial day hospital or day treatment program because you had emotional or behavioral problems that were not caused by alcohol or drugs?

(YSU11)  
YUDYTXN2<sup>1</sup>

Len : 3 # TIMES VISITED DAY TRMT PROG PAST 12 MOS

	Freq	Pct
RANGE = 1 - 30 .....	273	0.49
31 = 31 or more.....	12	0.02
985 = BAD DATA Logically assigned .....	10	0.02
994 = DON'T KNOW .....	24	0.04
997 = REFUSED .....	90	0.16
998 = BLANK (NO ANSWER).....	103	0.18
999 = LEGITIMATE SKIP.....	55624	99.09

YOUTH MENTAL HEALTH SERVICE UTILIZATION

Think about the last time you visited a partial day hospital or day treatment program because you had emotional or behavioral problems that were not caused by alcohol or drugs. What was the reason for your visit?

(YSU12)

YUDYSUIC<sup>1</sup>

Len : 2 VISITED DAY TRMT BEC THOT/TRIED TO KILL SELF

	Freq	Pct
1 = Response entered .....	142	0.25
6 = Response not entered .....	163	0.29
85 = BAD DATA Logically assigned .....	10	0.02
94 = DON'T KNOW .....	6	0.01
97 = REFUSED .....	88	0.16
98 = BLANK (NO ANSWER) .....	103	0.18
99 = LEGITIMATE SKIP .....	55624	99.09

(YSU12)

YUDYDEPR<sup>1</sup>

Len : 2 VISITED DAY TRMT BEC YOU FELT DEPRESSED

	Freq	Pct
1 = Response entered .....	187	0.33
6 = Response not entered .....	118	0.21
94 = DON'T KNOW .....	6	0.01
97 = REFUSED .....	88	0.16
98 = BLANK (NO ANSWER) .....	113	0.20
99 = LEGITIMATE SKIP .....	55624	99.09

(YSU12)

YUDYFEAR<sup>1</sup>

Len : 2 VISITED DAY TRMT BEC YOU FELT AFRAID/TENSE

	Freq	Pct
1 = Response entered .....	78	0.14
3 = Response entered LOGICALLY ASSIGNED .....	8	0.01
6 = Response not entered .....	219	0.39
94 = DON'T KNOW .....	6	0.01
97 = REFUSED .....	88	0.16
98 = BLANK (NO ANSWER) .....	113	0.20
99 = LEGITIMATE SKIP .....	55624	99.09

(YSU12)

YUDYBKRU<sup>1</sup>

Len : 2 VISITED DAY TRMT BEC BRKING RULES/ACT OUT

	Freq	Pct
1 = Response entered .....	48	0.09
6 = Response not entered .....	257	0.46
94 = DON'T KNOW .....	6	0.01
97 = REFUSED .....	88	0.16
98 = BLANK (NO ANSWER) .....	113	0.20
99 = LEGITIMATE SKIP .....	55624	99.09

(YSU12)

YUDYEATP<sup>1</sup>

Len : 2 VISITED DAY TRMT BEC YOU HAD EATING PROBS

	Freq	Pct
1 = Response entered .....	45	0.08
6 = Response not entered .....	260	0.46
94 = DON'T KNOW .....	6	0.01
97 = REFUSED .....	88	0.16
98 = BLANK (NO ANSWER) .....	113	0.20
99 = LEGITIMATE SKIP .....	55624	99.09

What was the other emotional or behavioral problem for which you last visited a partial day hospital or day treatment program?

(YSU12A)

YUDYANGR<sup>1</sup>

Len : 2 VISITED DAY TRMT BEC HAD TRBLE CONTRLNG ANGER

	Freq	Pct
1 = Response entered .....	29	0.05
6 = Response not entered .....	273	0.49
94 = DON'T KNOW .....	8	0.01
97 = REFUSED .....	89	0.16
98 = BLANK (NO ANSWER) .....	113	0.20
99 = LEGITIMATE SKIP .....	55624	99.09

YOUTH MENTAL HEALTH SERVICE UTILIZATION

(YSU12A)  
YUDYFITE<sup>1</sup>

Len : 2 VISITED DAY TRMT BEC HAD GOTTN INTO PHYS FIGHTS		Freq	Pct
1 = Response entered .....		5	0.01
6 = Response not entered .....		297	0.53
94 = DON'T KNOW .....		8	0.01
97 = REFUSED .....		89	0.16
98 = BLANK (NO ANSWER) .....		113	0.20
99 = LEGITIMATE SKIP .....		55624	99.09

(YSU12A)  
YUDYFMLY<sup>1</sup>

Len : 2 VISITED DAY TRMT BEC HAD PRBLMS AT HOME/FAMILY		Freq	Pct
1 = Response entered .....		46	0.08
3 = Response entered LOGICALLY ASSIGNED .....		2	0.00
6 = Response not entered .....		254	0.45
94 = DON'T KNOW .....		8	0.01
97 = REFUSED .....		89	0.16
98 = BLANK (NO ANSWER) .....		113	0.20
99 = LEGITIMATE SKIP .....		55624	99.09

(YSU12A)  
YUDYFRND<sup>1</sup>

Len : 2 VISITED DAY TRMT BEC HAD PRBLMS WITH FRIENDS		Freq	Pct
1 = Response entered .....		18	0.03
6 = Response not entered .....		284	0.51
94 = DON'T KNOW .....		8	0.01
97 = REFUSED .....		89	0.16
98 = BLANK (NO ANSWER) .....		113	0.20
99 = LEGITIMATE SKIP .....		55624	99.09

(YSU12A)  
YUDYOTPP<sup>1</sup>

Len : 2 VISITED DAY TRMT BEC HAD PRBLMS WITH OTHERS		Freq	Pct
1 = Response entered .....		16	0.03
3 = Response entered LOGICALLY ASSIGNED .....		1	0.00
6 = Response not entered .....		285	0.51
94 = DON'T KNOW .....		8	0.01
97 = REFUSED .....		89	0.16
98 = BLANK (NO ANSWER) .....		113	0.20
99 = LEGITIMATE SKIP .....		55624	99.09

(YSU12A)  
YUDYSCHL<sup>1</sup>

Len : 2 VISITED DAY TRMT BEC HAD PRBLMS AT SCHOOL		Freq	Pct
1 = Response entered .....		34	0.06
6 = Response not entered .....		268	0.48
94 = DON'T KNOW .....		8	0.01
97 = REFUSED .....		89	0.16
98 = BLANK (NO ANSWER) .....		113	0.20
99 = LEGITIMATE SKIP .....		55624	99.09

(YSU12, YSU12A)  
YUDYSOR<sup>1</sup>

Len : 2 VISITED DAY TRMT FOR SOME OTHER REASON		Freq	Pct
1 = Response entered .....		67	0.12
6 = Response not entered .....		238	0.42
94 = DON'T KNOW .....		6	0.01
97 = REFUSED .....		88	0.16
98 = BLANK (NO ANSWER) .....		113	0.20
99 = LEGITIMATE SKIP .....		55624	99.09

YOUTH MENTAL HEALTH SERVICE UTILIZATION

During the past 12 months, did you receive treatment or counseling at a mental health clinic or center because you had problems with your behavior or emotions that were not caused by alcohol or drugs?

(YSU13)

YUMHCRYR<sup>1</sup>

Len : 2 RCVD EMOT TRMT IN MENT HLTH CLNC PST 12 MOS

	Freq	Pct
1 = Yes.....	656	1.17
2 = No.....	12545	22.35
85 = BAD DATA Logically assigned.....	10	0.02
94 = DON'T KNOW.....	101	0.18
97 = REFUSED.....	83	0.15
98 = BLANK (NO ANSWER).....	2	0.00
99 = LEGITIMATE SKIP.....	42739	76.13

During the past 12 months, how many times did you visit a mental health clinic or center to receive treatment or counseling because you had emotional or behavioral problems that were not caused by alcohol or drugs?

(YSU14)

YUMHCRN2<sup>1</sup>

Len : 3 # TIMES VISITED MENT HLTH CLNC PST 12 MOS

	Freq	Pct
RANGE = 1 - 30.....	541	0.96
31 = 31 or more.....	39	0.07
985 = BAD DATA Logically assigned.....	10	0.02
994 = DON'T KNOW.....	75	0.13
997 = REFUSED.....	84	0.15
998 = BLANK (NO ANSWER).....	103	0.18
999 = LEGITIMATE SKIP.....	55284	98.48

Think about the last time you visited a mental health clinic or center to receive treatment or counseling for emotional or behavioral problems that were not caused by alcohol or drugs. What was the reason for your visit?

(YSU15)

YUMHSUIC<sup>1</sup>

Len : 2 VISITED MH CLNC BEC THOUGHT/TRIED TO KILL SELF

	Freq	Pct
1 = Response entered.....	269	0.48
6 = Response not entered.....	370	0.66
85 = BAD DATA Logically assigned.....	10	0.02
94 = DON'T KNOW.....	8	0.01
97 = REFUSED.....	92	0.16
98 = BLANK (NO ANSWER).....	103	0.18
99 = LEGITIMATE SKIP.....	55284	98.48

(YSU15)

YUMHDEPR<sup>1</sup>

Len : 2 VISITED MH CLNC BEC YOU FELT DEPRESSED

	Freq	Pct
1 = Response entered.....	435	0.77
6 = Response not entered.....	204	0.36
94 = DON'T KNOW.....	8	0.01
97 = REFUSED.....	92	0.16
98 = BLANK (NO ANSWER).....	113	0.20
99 = LEGITIMATE SKIP.....	55284	98.48

(YSU15)

YUMHFEAR<sup>1</sup>

Len : 2 VISITED MH CLNC BEC YOU FELT AFRAID/TENSE

	Freq	Pct
1 = Response entered.....	196	0.35
3 = Response entered LOGICALLY ASSIGNED.....	25	0.04
6 = Response not entered.....	418	0.74
94 = DON'T KNOW.....	8	0.01
97 = REFUSED.....	92	0.16
98 = BLANK (NO ANSWER).....	113	0.20
99 = LEGITIMATE SKIP.....	55284	98.48

YOUTH MENTAL HEALTH SERVICE UTILIZATION

(YSU15)  
YUMHBKRU<sup>1</sup>

Len : 2 VISITED MH CLNC BEC BREAKING RULES/ACTING OUT		
	<b>Freq</b>	<b>Pct</b>
1 = Response entered .....	91	0.16
3 = Response entered LOGICALLY ASSIGNED .....	1	0.00
6 = Response not entered .....	547	0.97
94 = DON'T KNOW .....	8	0.01
97 = REFUSED .....	92	0.16
98 = BLANK (NO ANSWER) .....	113	0.20
99 = LEGITIMATE SKIP .....	55284	98.48

(YSU15)  
YUMHEATP<sup>1</sup>

Len : 2 VISITED MH CLNC BEC YOU HAD EATING PROBS		
	<b>Freq</b>	<b>Pct</b>
1 = Response entered .....	90	0.16
6 = Response not entered .....	549	0.98
94 = DON'T KNOW .....	8	0.01
97 = REFUSED .....	92	0.16
98 = BLANK (NO ANSWER) .....	113	0.20
99 = LEGITIMATE SKIP .....	55284	98.48

What was the other emotional or behavioral problem for which you last visited a mental health clinic or center?

(YSU15A)  
YUMHANGR<sup>1</sup>

Len : 2 VISITED MH CLNC BEC HAD TRBLE CONTRLNG ANGER		
	<b>Freq</b>	<b>Pct</b>
1 = Response entered .....	63	0.11
3 = Response entered LOGICALLY ASSIGNED .....	1	0.00
6 = Response not entered .....	572	1.02
94 = DON'T KNOW .....	9	0.02
97 = REFUSED .....	94	0.17
98 = BLANK (NO ANSWER) .....	113	0.20
99 = LEGITIMATE SKIP .....	55284	98.48

(YSU15A)  
YUMHFITE<sup>1</sup>

Len : 2 VISITE MH CLNC BEC HAD GOTTEN INTO PHYS FIGHTS		
	<b>Freq</b>	<b>Pct</b>
1 = Response entered .....	14	0.02
6 = Response not entered .....	622	1.11
94 = DON'T KNOW .....	9	0.02
97 = REFUSED .....	94	0.17
98 = BLANK (NO ANSWER) .....	113	0.20
99 = LEGITIMATE SKIP .....	55284	98.48

(YSU15A)  
YUMHFMLY<sup>1</sup>

Len : 2 VISITED MH CLNC BEC HAD PRBLMS AT HOME/FAMILY		
	<b>Freq</b>	<b>Pct</b>
1 = Response entered .....	102	0.18
3 = Response entered LOGICALLY ASSIGNED .....	1	0.00
6 = Response not entered .....	533	0.95
94 = DON'T KNOW .....	9	0.02
97 = REFUSED .....	94	0.17
98 = BLANK (NO ANSWER) .....	113	0.20
99 = LEGITIMATE SKIP .....	55284	98.48

(YSU15A)  
YUMHFRND<sup>1</sup>

Len : 2 VISITED MH CLNC BEC HAD PRBLMS WITH FRIENDS		
	<b>Freq</b>	<b>Pct</b>
1 = Response entered .....	48	0.09
6 = Response not entered .....	588	1.05
94 = DON'T KNOW .....	9	0.02
97 = REFUSED .....	94	0.17
98 = BLANK (NO ANSWER) .....	113	0.20
99 = LEGITIMATE SKIP .....	55284	98.48

YOUTH MENTAL HEALTH SERVICE UTILIZATION

(YSU15A)  
YUMHOTPP<sup>1</sup>

Len : 2 VISITED MH CLNC BEC HAD PRBLMS WITH OTHERS		Freq	Pct
1 = Response entered .....		49	0.09
6 = Response not entered .....		587	1.05
94 = DON'T KNOW .....		9	0.02
97 = REFUSED .....		94	0.17
98 = BLANK (NO ANSWER) .....		113	0.20
99 = LEGITIMATE SKIP .....		55284	98.48

(YSU15A)  
YUMHSCHL<sup>1</sup>

Len : 2 VISITED MH CLNC BEC HAD PRBLMS AT SCHOOL		Freq	Pct
1 = Response entered .....		85	0.15
3 = Response entered LOGICALLY ASSIGNED .....		1	0.00
6 = Response not entered .....		550	0.98
94 = DON'T KNOW .....		9	0.02
97 = REFUSED .....		94	0.17
98 = BLANK (NO ANSWER) .....		113	0.20
99 = LEGITIMATE SKIP .....		55284	98.48

(YSU15, YSU15A)  
YUMHSOR<sup>1</sup>

Len : 2 VISITED MH CLNC FOR SOME OTHER REASON		Freq	Pct
1 = Response entered .....		143	0.25
6 = Response not entered .....		496	0.88
94 = DON'T KNOW .....		8	0.01
97 = REFUSED .....		92	0.16
98 = BLANK (NO ANSWER) .....		113	0.20
99 = LEGITIMATE SKIP .....		55284	98.48

During the past 12 months, did you receive treatment or counseling from a private therapist, psychologist, psychiatrist, social worker, or counselor for emotional or behavioral problems that were not caused by alcohol or drugs?

(YSU16)  
YUTPSTYR<sup>1</sup>

Len : 2 RCVD EMOT TRMT FROM THERAPIST PST 12 MOS		Freq	Pct
1 = Yes.....		1796	3.20
2 = No.....		11391	20.29
85 = BAD DATA Logically assigned .....		10	0.02
94 = DON'T KNOW .....		108	0.19
97 = REFUSED .....		90	0.16
98 = BLANK (NO ANSWER) .....		2	0.00
99 = LEGITIMATE SKIP .....		42739	76.13

During the past 12 months, how many times did you receive treatment or counseling from a private therapist, psychologist, psychiatrist, social worker, or counselor for emotional or behavioral problems that were not caused by alcohol or drugs?

(YSU17)  
YUTPSTN2<sup>1</sup>

Len : 3 # TIMES VISITED THERAPIST PAST 12 MONTHS		Freq	Pct
RANGE = 1 - 30.....		1454	2.59
31 = 31 or more.....		134	0.24
985 = BAD DATA Logically assigned .....		10	0.02
994 = DON'T KNOW .....		193	0.34
997 = REFUSED .....		105	0.19
998 = BLANK (NO ANSWER).....		110	0.20
999 = LEGITIMATE SKIP .....		54130	96.43

YOUTH MENTAL HEALTH SERVICE UTILIZATION

Think about the last time you visited a private therapist, psychologist, psychiatrist, social worker, or counselor to receive treatment or counseling for emotional or behavioral problems that were not caused by alcohol or drugs. What was the reason for your visit?

(YSU18)

YUTPSUIC<sup>1</sup>

Len : 2 VISITED THERAPIST BEC THOT/TRIED TO KILL SELF

	Freq	Pct
1 = Response entered .....	458	0.82
3 = Response entered LOGICALLY ASSIGNED .....	3	0.01
6 = Response not entered .....	1298	2.31
85 = BAD DATA Logically assigned .....	9	0.02
94 = DON'T KNOW .....	16	0.03
97 = REFUSED .....	111	0.20
98 = BLANK (NO ANSWER) .....	111	0.20
99 = LEGITIMATE SKIP .....	54130	96.43

(YSU18)

YUTPDEPR<sup>1</sup>

Len : 2 VISITED THERAPIST BEC YOU FELT DEPRESSED

	Freq	Pct
1 = Response entered .....	1016	1.81
3 = Response entered LOGICALLY ASSIGNED .....	6	0.01
6 = Response not entered .....	737	1.31
85 = BAD DATA Logically assigned .....	1	0.00
94 = DON'T KNOW .....	16	0.03
97 = REFUSED .....	111	0.20
98 = BLANK (NO ANSWER) .....	119	0.21
99 = LEGITIMATE SKIP .....	54130	96.43

(YSU18)

YUTPFEAR<sup>1</sup>

Len : 2 VISITED THERAPIST BEC YOU FELT AFRAID/TENSE

	Freq	Pct
1 = Response entered .....	456	0.81
3 = Response entered LOGICALLY ASSIGNED .....	82	0.15
6 = Response not entered .....	1221	2.18
94 = DON'T KNOW .....	16	0.03
97 = REFUSED .....	111	0.20
98 = BLANK (NO ANSWER) .....	120	0.21
99 = LEGITIMATE SKIP .....	54130	96.43

(YSU18)

YUTPBKRU<sup>1</sup>

Len : 2 VISITED THERAPIST BEC BRKING RULES/ACT OUT

	Freq	Pct
1 = Response entered .....	246	0.44
3 = Response entered LOGICALLY ASSIGNED .....	1	0.00
6 = Response not entered .....	1512	2.69
94 = DON'T KNOW .....	16	0.03
97 = REFUSED .....	111	0.20
98 = BLANK (NO ANSWER) .....	120	0.21
99 = LEGITIMATE SKIP .....	54130	96.43

(YSU18)

YUTPEATP<sup>1</sup>

Len : 2 VISITED THERAPIST BEC YOU HAD EATING PROBS

	Freq	Pct
1 = Response entered .....	170	0.30
6 = Response not entered .....	1589	2.83
94 = DON'T KNOW .....	16	0.03
97 = REFUSED .....	111	0.20
98 = BLANK (NO ANSWER) .....	120	0.21
99 = LEGITIMATE SKIP .....	54130	96.43

YOUTH MENTAL HEALTH SERVICE UTILIZATION

What was the other emotional or behavioral problem for which you last visited a private therapist, psychologist, psychiatrist, social worker or counselor?

(YSU18A)  
YUTPANGR<sup>1</sup>

Len : 2 VISITED THERAPIST BEC HAD TRBLE CONTRLNG ANGER

	Freq	Pct
1 = Response entered .....	169	0.30
3 = Response entered LOGICALLY ASSIGNED .....	1	0.00
6 = Response not entered .....	1579	2.81
94 = DON'T KNOW .....	19	0.03
97 = REFUSED .....	118	0.21
98 = BLANK (NO ANSWER) .....	120	0.21
99 = LEGITIMATE SKIP .....	54130	96.43

(YSU18A)  
YUTPFITE<sup>1</sup>

Len : 2 VISITED THERAPIST BEC HAD GOTN INTO PHYS FIGHTS

	Freq	Pct
1 = Response entered .....	34	0.06
6 = Response not entered .....	1715	3.06
94 = DON'T KNOW .....	19	0.03
97 = REFUSED .....	118	0.21
98 = BLANK (NO ANSWER) .....	120	0.21
99 = LEGITIMATE SKIP .....	54130	96.43

(YSU18A)  
YUTPFMLY<sup>1</sup>

Len : 2 VISITED THERAPIST BEC HAD PRBLMS AT HOME/FAMILY

	Freq	Pct
1 = Response entered .....	358	0.64
3 = Response entered LOGICALLY ASSIGNED .....	10	0.02
6 = Response not entered .....	1381	2.46
94 = DON'T KNOW .....	19	0.03
97 = REFUSED .....	118	0.21
98 = BLANK (NO ANSWER) .....	120	0.21
99 = LEGITIMATE SKIP .....	54130	96.43

(YSU18A)  
YUTPFRND<sup>1</sup>

Len : 2 VISITED THERAPIST BEC HAD PRBLMS WITH FRIENDS

	Freq	Pct
1 = Response entered .....	188	0.33
3 = Response entered LOGICALLY ASSIGNED .....	1	0.00
6 = Response not entered .....	1560	2.78
94 = DON'T KNOW .....	19	0.03
97 = REFUSED .....	118	0.21
98 = BLANK (NO ANSWER) .....	120	0.21
99 = LEGITIMATE SKIP .....	54130	96.43

(YSU18A)  
YUTPOTPP<sup>1</sup>

Len : 2 VISITED THERAPIST BEC HAD PRBLMS WITH OTHERS

	Freq	Pct
1 = Response entered .....	112	0.20
3 = Response entered LOGICALLY ASSIGNED .....	5	0.01
6 = Response not entered .....	1632	2.91
94 = DON'T KNOW .....	19	0.03
97 = REFUSED .....	118	0.21
98 = BLANK (NO ANSWER) .....	120	0.21
99 = LEGITIMATE SKIP .....	54130	96.43

(YSU18A)  
YUTPSCHL<sup>1</sup>

Len : 2 VISITED THERAPIST BEC HAD PRBLMS AT SCHOOL

	Freq	Pct
1 = Response entered .....	238	0.42
3 = Response entered LOGICALLY ASSIGNED .....	1	0.00
6 = Response not entered .....	1510	2.69
94 = DON'T KNOW .....	19	0.03
97 = REFUSED .....	118	0.21
98 = BLANK (NO ANSWER) .....	120	0.21
99 = LEGITIMATE SKIP .....	54130	96.43



YOUTH MENTAL HEALTH SERVICE UTILIZATION

(YSU18, YSU18A)  
YUTPSOR<sup>1</sup>

Len : 2 VISITED THERAPIST FOR SOME OTHER REASON

	Freq	Pct
1 = Response entered .....	446	0.79
6 = Response not entered .....	1313	2.34
94 = DON'T KNOW .....	16	0.03
97 = REFUSED .....	111	0.20
98 = BLANK (NO ANSWER) .....	120	0.21
99 = LEGITIMATE SKIP .....	54130	96.43

During the past 12 months, did you receive treatment or counseling from an in-home therapist, counselor, or family preservation worker for emotional or behavioral problems that were not caused by alcohol or drugs?

(YSU19)  
YUIHTPYR<sup>1</sup>

Len : 2 RCVD EMOT TRMT FROM IN HOME COUNS PST 12 MOS

	Freq	Pct
1 = Yes .....	578	1.03
2 = No .....	12611	22.47
85 = BAD DATA Logically assigned .....	10	0.02
94 = DON'T KNOW .....	107	0.19
97 = REFUSED .....	89	0.16
98 = BLANK (NO ANSWER) .....	2	0.00
99 = LEGITIMATE SKIP .....	42739	76.13

During the past 12 months, how many times did you receive treatment or counseling from an in-home therapist, counselor, or family preservation worker for emotional or behavioral problems that were not caused by alcohol or drugs?

(YSU20)  
YUIHTPN2<sup>1</sup>

Len : 2 # TIMES RCVD TRMT FR IN HOME COUNS PST 12 MOS

	Freq	Pct
RANGE = 1 - 30 .....	465	0.83
31 = 31 or more .....	39	0.07
985 = BAD DATA Logically assigned .....	9	0.02
994 = DON'T KNOW .....	68	0.12
997 = REFUSED .....	95	0.17
998 = BLANK (NO ANSWER) .....	110	0.20
999 = LEGITIMATE SKIP .....	55350	98.60

Think about the last time you saw an in-home therapist, counselor, or family preservation worker to receive treatment or counseling for emotional or behavioral problems that were not caused by alcohol or drugs. What was the reason for this visit?

(YSU21)  
YUIHSUIC<sup>1</sup>

Len : 2 SAW IN HOME COUNS BEC THOT/TRIED TO KILL SELF

	Freq	Pct
1 = Response entered .....	146	0.26
3 = Response entered LOGICALLY ASSIGNED .....	2	0.00
6 = Response not entered .....	398	0.71
85 = BAD DATA Logically assigned .....	9	0.02
94 = DON'T KNOW .....	18	0.03
97 = REFUSED .....	103	0.18
98 = BLANK (NO ANSWER) .....	110	0.20
99 = LEGITIMATE SKIP .....	55350	98.60

(YSU21)  
YUIHDEPR<sup>1</sup>

Len : 2 SAW IN HOME COUNS BEC YOU FELT DEPRESSED

	Freq	Pct
1 = Response entered .....	282	0.50
6 = Response not entered .....	264	0.47
94 = DON'T KNOW .....	18	0.03
97 = REFUSED .....	103	0.18
98 = BLANK (NO ANSWER) .....	119	0.21
99 = LEGITIMATE SKIP .....	55350	98.60

YOUTH MENTAL HEALTH SERVICE UTILIZATION

(YSU21)  
YUIHFEAR<sup>1</sup>

Len : 2 SAW IN HOME COUNS BEC YOU FELT AFRAID/TENSE		Freq	Pct
1 = Response entered .....		120	0.21
3 = Response entered LOGICALLY ASSIGNED .....		19	0.03
6 = Response not entered .....		407	0.73
94 = DON'T KNOW .....		18	0.03
97 = REFUSED .....		103	0.18
98 = BLANK (NO ANSWER) .....		119	0.21
99 = LEGITIMATE SKIP .....		55350	98.60

(YSU21)  
YUIHBKRU<sup>1</sup>

Len : 2 SAW IN HOME COUNS BEC BRKING RULES/ACT OUT		Freq	Pct
1 = Response entered .....		86	0.15
6 = Response not entered .....		460	0.82
94 = DON'T KNOW .....		18	0.03
97 = REFUSED .....		103	0.18
98 = BLANK (NO ANSWER) .....		119	0.21
99 = LEGITIMATE SKIP .....		55350	98.60

(YSU21)  
YUIHEATP<sup>1</sup>

Len : 2 SAW IN HOME COUNS BEC YOU HAD EATING PROBS		Freq	Pct
1 = Response entered .....		51	0.09
6 = Response not entered .....		495	0.88
94 = DON'T KNOW .....		18	0.03
97 = REFUSED .....		103	0.18
98 = BLANK (NO ANSWER) .....		119	0.21
99 = LEGITIMATE SKIP .....		55350	98.60

What was the other emotional or behavioral problem for which you last saw an in-home therapist, counselor, or family preservation worker?

(YSU21A)  
YUIHANGR<sup>1</sup>

Len : 2 SAW IN HOME COUNS BEC HAD TRBLE CONTRLNG ANGER		Freq	Pct
1 = Response entered .....		52	0.09
3 = Response entered LOGICALLY ASSIGNED .....		3	0.01
6 = Response not entered .....		490	0.87
94 = DON'T KNOW .....		19	0.03
97 = REFUSED .....		103	0.18
98 = BLANK (NO ANSWER) .....		119	0.21
99 = LEGITIMATE SKIP .....		55350	98.60

(YSU21A)  
YUIHFITE<sup>1</sup>

Len : 2 SAW IN HOME COUNS BEC HAD GOTTEN INTO PHYS FIGHTS		Freq	Pct
1 = Response entered .....		8	0.01
3 = Response entered LOGICALLY ASSIGNED .....		1	0.00
6 = Response not entered .....		536	0.95
94 = DON'T KNOW .....		19	0.03
97 = REFUSED .....		103	0.18
98 = BLANK (NO ANSWER) .....		119	0.21
99 = LEGITIMATE SKIP .....		55350	98.60

(YSU21A)  
YUIHFMLY<sup>1</sup>

Len : 2 SAW IN HOME COUNS BEC HAD PRBLMS AT HOME/FAMILY		Freq	Pct
1 = Response entered .....		91	0.16
3 = Response entered LOGICALLY ASSIGNED .....		4	0.01
6 = Response not entered .....		450	0.80
94 = DON'T KNOW .....		19	0.03
97 = REFUSED .....		103	0.18
98 = BLANK (NO ANSWER) .....		119	0.21
99 = LEGITIMATE SKIP .....		55350	98.60

YOUTH MENTAL HEALTH SERVICE UTILIZATION

(YSU21A)  
YUIHFRND<sup>1</sup>

Len : 2	SAW IN HOME COUNS BEC HAD PRBLMS WITH FRIENDS		
		<b>Freq</b>	<b>Pct</b>
	1 = Response entered .....	37	0.07
	6 = Response not entered .....	508	0.90
	94 = DON'T KNOW .....	19	0.03
	97 = REFUSED .....	103	0.18
	98 = BLANK (NO ANSWER) .....	119	0.21
	99 = LEGITIMATE SKIP .....	55350	98.60

(YSU21A)  
YUIHOTPP<sup>1</sup>

Len : 2	SAW IN HOME COUNS BEC HAD PRBLMS WITH OTHERS		
		<b>Freq</b>	<b>Pct</b>
	1 = Response entered .....	29	0.05
	3 = Response entered LOGICALLY ASSIGNED .....	1	0.00
	6 = Response not entered .....	515	0.92
	94 = DON'T KNOW .....	19	0.03
	97 = REFUSED .....	103	0.18
	98 = BLANK (NO ANSWER) .....	119	0.21
	99 = LEGITIMATE SKIP .....	55350	98.60

(YSU21A)  
YUIHSCHL<sup>1</sup>

Len : 2	SAW IN HOME COUNS BEC HAD PRBLMS AT SCHOOL		
		<b>Freq</b>	<b>Pct</b>
	1 = Response entered .....	70	0.12
	3 = Response entered LOGICALLY ASSIGNED .....	3	0.01
	6 = Response not entered .....	472	0.84
	94 = DON'T KNOW .....	19	0.03
	97 = REFUSED .....	103	0.18
	98 = BLANK (NO ANSWER) .....	119	0.21
	99 = LEGITIMATE SKIP .....	55350	98.60

(YSU21, YSU21A)  
YUIHSOR<sup>1</sup>

Len : 2	SAW IN HOME COUNS FOR SOME OTHER REASON		
		<b>Freq</b>	<b>Pct</b>
	1 = Response entered .....	105	0.19
	6 = Response not entered .....	441	0.79
	94 = DON'T KNOW .....	18	0.03
	97 = REFUSED .....	103	0.18
	98 = BLANK (NO ANSWER) .....	119	0.21
	99 = LEGITIMATE SKIP .....	55350	98.60

During the past 12 months, did you receive treatment or counseling from a pediatrician or other family doctor for emotional or behavioral problems that were not caused by alcohol or drugs?

(YSU22)  
YUFDOCYR<sup>1</sup>

Len : 2	RCVD EMOT TRMT FROM FAMLY DOC PST 12 MOS		
		<b>Freq</b>	<b>Pct</b>
	1 = Yes .....	503	0.90
	2 = No .....	12656	22.55
	85 = BAD DATA Logically assigned .....	10	0.02
	94 = DON'T KNOW .....	138	0.25
	97 = REFUSED .....	88	0.16
	98 = BLANK (NO ANSWER) .....	2	0.00
	99 = LEGITIMATE SKIP .....	42739	76.13

YOUTH MENTAL HEALTH SERVICE UTILIZATION

During the past 12 months, how many times did you receive treatment or counseling from a pediatrician or other family doctor for emotional or behavioral problems that were not caused by alcohol or drugs?

(YSU23)

YUFDOCN2<sup>1</sup>

Len : 3 # TIMES RCVD TRMT FROM FAMLY DOC PST 12 MOS

	Freq	Pct
RANGE = 1 - 30 .....	447	0.80
31 = 31 or more .....	5	0.01
985 = BAD DATA Logically assigned .....	9	0.02
994 = DON'T KNOW .....	46	0.08
997 = REFUSED .....	93	0.17
998 = BLANK (NO ANSWER) .....	141	0.25
999 = LEGITIMATE SKIP .....	55395	98.68

Think about the last time you visited a pediatrician or other family doctor to receive treatment or counseling for emotional or behavioral problems that were not caused by alcohol or drugs. What was the reason for your visit?

(YSU24)

YUFDSUIC<sup>1</sup>

Len : 2 SAW FAMLY DOC BEC THOUGHT/TRIED TO KILL SELF

	Freq	Pct
1 = Response entered .....	97	0.17
6 = Response not entered .....	387	0.69
85 = BAD DATA Logically assigned .....	9	0.02
94 = DON'T KNOW .....	12	0.02
97 = REFUSED .....	95	0.17
98 = BLANK (NO ANSWER) .....	141	0.25
99 = LEGITIMATE SKIP .....	55395	98.68

(YSU24)

YUFDDEPR<sup>1</sup>

Len : 2 SAW FAMLY DOC BEC YOU FELT DEPRESSED

	Freq	Pct
1 = Response entered .....	245	0.44
6 = Response not entered .....	239	0.43
94 = DON'T KNOW .....	12	0.02
97 = REFUSED .....	95	0.17
98 = BLANK (NO ANSWER) .....	150	0.27
99 = LEGITIMATE SKIP .....	55395	98.68

(YSU24)

YUFDFEAR<sup>1</sup>

Len : 2 SAW FAMLY DOC BEC YOU FELT AFRAID/TENSE

	Freq	Pct
1 = Response entered .....	98	0.17
3 = Response entered LOGICALLY ASSIGNED .....	20	0.04
6 = Response not entered .....	366	0.65
94 = DON'T KNOW .....	12	0.02
97 = REFUSED .....	95	0.17
98 = BLANK (NO ANSWER) .....	150	0.27
99 = LEGITIMATE SKIP .....	55395	98.68

(YSU24)

YUFDKRU<sup>1</sup>

Len : 2 SAW FAMLY DOC BEC BREAKING RULES/ACTING OUT

	Freq	Pct
1 = Response entered .....	55	0.10
3 = Response entered LOGICALLY ASSIGNED .....	1	0.00
6 = Response not entered .....	428	0.76
94 = DON'T KNOW .....	12	0.02
97 = REFUSED .....	95	0.17
98 = BLANK (NO ANSWER) .....	150	0.27
99 = LEGITIMATE SKIP .....	55395	98.68

YOUTH MENTAL HEALTH SERVICE UTILIZATION

(YSU24)  
YUFDEATP<sup>1</sup>

Len : 2 SAW FAMLY DOC BEC YOU HAD EATING PROBS

	Freq	Pct
1 = Response entered .....	60	0.11
3 = Response entered LOGICALLY ASSIGNED .....	1	0.00
6 = Response not entered .....	423	0.75
94 = DON'T KNOW .....	12	0.02
97 = REFUSED .....	95	0.17
98 = BLANK (NO ANSWER) .....	150	0.27
99 = LEGITIMATE SKIP .....	55395	98.68

What was the other emotional or behavioral problem for which you last visited a pediatrician or other family doctor?

(YSU24A)  
YUFDANGR<sup>1</sup>

Len : 2 SAW FAMLY DOC BEC HAD TRBLE CONTRLNG ANGER

	Freq	Pct
1 = Response entered .....	33	0.06
3 = Response entered LOGICALLY ASSIGNED .....	3	0.01
6 = Response not entered .....	446	0.79
94 = DON'T KNOW .....	13	0.02
97 = REFUSED .....	96	0.17
98 = BLANK (NO ANSWER) .....	150	0.27
99 = LEGITIMATE SKIP .....	55395	98.68

(YSU24A)  
YUFDFITE<sup>1</sup>

Len : 2 SAW FAMLY DOC BEC HAD GOTTEN INTO PHYS FIGHTS

	Freq	Pct
1 = Response entered .....	4	0.01
6 = Response not entered .....	478	0.85
94 = DON'T KNOW .....	13	0.02
97 = REFUSED .....	96	0.17
98 = BLANK (NO ANSWER) .....	150	0.27
99 = LEGITIMATE SKIP .....	55395	98.68

(YSU24A)  
YUFDFMLY<sup>1</sup>

Len : 2 SAW FAMLY DOC BEC HAD PRBLMS AT HOME/FAMILY

	Freq	Pct
1 = Response entered .....	33	0.06
3 = Response entered LOGICALLY ASSIGNED .....	2	0.00
6 = Response not entered .....	447	0.80
94 = DON'T KNOW .....	13	0.02
97 = REFUSED .....	96	0.17
98 = BLANK (NO ANSWER) .....	150	0.27
99 = LEGITIMATE SKIP .....	55395	98.68

(YSU24A)  
YUFDFRND<sup>1</sup>

Len : 2 SAW FAMLY DOC BEC HAD PRBLMS WITH FRIENDS

	Freq	Pct
1 = Response entered .....	26	0.05
3 = Response entered LOGICALLY ASSIGNED .....	1	0.00
6 = Response not entered .....	455	0.81
94 = DON'T KNOW .....	13	0.02
97 = REFUSED .....	96	0.17
98 = BLANK (NO ANSWER) .....	150	0.27
99 = LEGITIMATE SKIP .....	55395	98.68

(YSU24A)  
YUFDOTPP<sup>1</sup>

Len : 2 SAW FAMLY DOC BEC HAD PRBLMS WITH OTHERS

	Freq	Pct
1 = Response entered .....	14	0.02
6 = Response not entered .....	468	0.83
94 = DON'T KNOW .....	13	0.02
97 = REFUSED .....	96	0.17
98 = BLANK (NO ANSWER) .....	150	0.27
99 = LEGITIMATE SKIP .....	55395	98.68

YOUTH MENTAL HEALTH SERVICE UTILIZATION

(YSU24A)  
YUFDSCHL<sup>1</sup>

Len : 2 SAW FAMLY DOC BEC HAD PRBLMS AT SCHOOL

	Freq	Pct
1 = Response entered .....	49	0.09
3 = Response entered LOGICALLY ASSIGNED .....	1	0.00
6 = Response not entered .....	432	0.77
94 = DON'T KNOW .....	13	0.02
97 = REFUSED .....	96	0.17
98 = BLANK (NO ANSWER) .....	150	0.27
99 = LEGITIMATE SKIP .....	55395	98.68

(YSU24, YSU24A)  
YUFDSOR<sup>1</sup>

Len : 2 SAW FAMLY DOC FOR SOME OTHER REASON

	Freq	Pct
1 = Response entered .....	136	0.24
6 = Response not entered .....	348	0.62
94 = DON'T KNOW .....	12	0.02
97 = REFUSED .....	95	0.17
98 = BLANK (NO ANSWER) .....	150	0.27
99 = LEGITIMATE SKIP .....	55395	98.68

Sometimes students get treatment or counseling through the school system. This counseling is often provided by school social workers, school psychologists or school counselors.

During the past 12 months, that is, since [DATEFILL], did you receive any treatment or counseling from a school social worker, a school psychologist, or a school counselor for emotional or behavioral problems that were not caused by alcohol or drugs?

(YSU30)  
YUSWSCYR<sup>1</sup>

Len : 2 RCVD EMOT TMT FROM SCH/SOC WORKER IN PST 12 MOS

	Freq	Pct
1 = Yes.....	1546	2.75
2 = No .....	10878	19.38
85 = BAD DATA Logically assigned .....	5	0.01
94 = DON'T KNOW .....	126	0.22
97 = REFUSED .....	100	0.18
98 = BLANK (NO ANSWER) .....	92	0.16
99 = LEGITIMATE SKIP.....	43389	77.29

Think about the last time you talked with a school social worker, school psychologist, or school counselor about emotional or behavioral problems that were not caused by alcohol or drugs. What was the reason for your talk?

(YSU31)  
YUSWSUIC<sup>1</sup>

Len : 2 TALKED W/SCH SOC WORK BEC THOT/TRIED TO KILL SELF

	Freq	Pct
1 = Response entered .....	263	0.47
3 = Response entered LOGICALLY ASSIGNED .....	1	0.00
6 = Response not entered .....	1235	2.20
85 = BAD DATA Logically assigned .....	5	0.01
94 = DON'T KNOW .....	13	0.02
97 = REFUSED .....	134	0.24
98 = BLANK (NO ANSWER) .....	218	0.39
99 = LEGITIMATE SKIP.....	54267	96.67

(YSU31)  
YUSWDEPR<sup>1</sup>

Len : 2 TALKED W/SCH SOC WORK BEC YOU FELT DEPRESSED

	Freq	Pct
1 = Response entered .....	667	1.19
3 = Response entered LOGICALLY ASSIGNED .....	1	0.00
6 = Response not entered .....	831	1.48
94 = DON'T KNOW .....	13	0.02
97 = REFUSED .....	134	0.24
98 = BLANK (NO ANSWER) .....	223	0.40
99 = LEGITIMATE SKIP.....	54267	96.67

YOUTH MENTAL HEALTH SERVICE UTILIZATION

(YSU31)  
YUSWFEAR<sup>1</sup>

Len : 2 TALKED W/SCH SOC WORK BEC YOU FELT AFRAID/TENSE		
	<b>Freq</b>	<b>Pct</b>
1 = Response entered .....	343	0.61
3 = Response entered LOGICALLY ASSIGNED .....	24	0.04
6 = Response not entered .....	1132	2.02
94 = DON'T KNOW .....	13	0.02
97 = REFUSED .....	134	0.24
98 = BLANK (NO ANSWER) .....	223	0.40
99 = LEGITIMATE SKIP .....	54267	96.67

(YSU31)  
YUSWBKRU<sup>1</sup>

Len : 2 TALKED W/SCH SOC WORK BEC BRKING RULES/ACT OUT		
	<b>Freq</b>	<b>Pct</b>
1 = Response entered .....	230	0.41
3 = Response entered LOGICALLY ASSIGNED .....	1	0.00
6 = Response not entered .....	1268	2.26
94 = DON'T KNOW .....	13	0.02
97 = REFUSED .....	134	0.24
98 = BLANK (NO ANSWER) .....	223	0.40
99 = LEGITIMATE SKIP .....	54267	96.67

(YSU31)  
YUSWEATP<sup>1</sup>

Len : 2 TALKED W/SCH SOC WORK BEC YOU HAD EATING PROBS		
	<b>Freq</b>	<b>Pct</b>
1 = Response entered .....	90	0.16
6 = Response not entered .....	1409	2.51
94 = DON'T KNOW .....	13	0.02
97 = REFUSED .....	134	0.24
98 = BLANK (NO ANSWER) .....	223	0.40
99 = LEGITIMATE SKIP .....	54267	96.67

What was the other reason for your last talk with a school social worker, school psychologist or school counselor?

(YSU31A)  
YUSWANGR<sup>1</sup>

Len : 2 TALKED W/SCH SOC WORK BEC HAD TRBLE CONTRLNG ANGR		
	<b>Freq</b>	<b>Pct</b>
1 = Response entered .....	119	0.21
3 = Response entered LOGICALLY ASSIGNED .....	2	0.00
6 = Response not entered .....	1373	2.45
94 = DON'T KNOW .....	13	0.02
97 = REFUSED .....	139	0.25
98 = BLANK (NO ANSWER) .....	223	0.40
99 = LEGITIMATE SKIP .....	54267	96.67

(YSU31A)  
YUSWFITE<sup>1</sup>

Len : 2 TLKED W/SCH COUNS BEC HAD GOTTEN INTO PHYS FIGHTS		
	<b>Freq</b>	<b>Pct</b>
1 = Response entered .....	45	0.08
3 = Response entered LOGICALLY ASSIGNED .....	2	0.00
6 = Response not entered .....	1447	2.58
94 = DON'T KNOW .....	13	0.02
97 = REFUSED .....	139	0.25
98 = BLANK (NO ANSWER) .....	223	0.40
99 = LEGITIMATE SKIP .....	54267	96.67

(YSU31A)  
YUSWFMLY<sup>1</sup>

Len : 2 TALKED W/SCH SOC WORK BEC HAD PRBLMS AT HOME/FMLY		
	<b>Freq</b>	<b>Pct</b>
1 = Response entered .....	170	0.30
3 = Response entered LOGICALLY ASSIGNED .....	10	0.02
6 = Response not entered .....	1314	2.34
94 = DON'T KNOW .....	13	0.02
97 = REFUSED .....	139	0.25
98 = BLANK (NO ANSWER) .....	223	0.40
99 = LEGITIMATE SKIP .....	54267	96.67

YOUTH MENTAL HEALTH SERVICE UTILIZATION

(YSU31A)  
YUSWFRND<sup>1</sup>

Len : 2 TALKED W/SCH SOC WORK BEC HAD PRBLMS WITH FRIENDS		Freq	Pct
1 = Response entered .....		213	0.38
3 = Response entered LOGICALLY ASSIGNED .....		9	0.02
6 = Response not entered .....		1272	2.27
94 = DON'T KNOW .....		13	0.02
97 = REFUSED .....		139	0.25
98 = BLANK (NO ANSWER) .....		223	0.40
99 = LEGITIMATE SKIP .....		54267	96.67

(YSU31A)  
YUSWOTPP<sup>1</sup>

Len : 2 TALKED W/SCH SOC WORK BEC HAD PRBLMS WITH OTHERS		Freq	Pct
1 = Response entered .....		102	0.18
3 = Response entered LOGICALLY ASSIGNED .....		4	0.01
6 = Response not entered .....		1388	2.47
94 = DON'T KNOW .....		13	0.02
97 = REFUSED .....		139	0.25
98 = BLANK (NO ANSWER) .....		223	0.40
99 = LEGITIMATE SKIP .....		54267	96.67

(YSU31A)  
YUSWSCHL<sup>1</sup>

Len : 2 TALKED W/SCH SOC WORK BEC HAD PRBLMS AT SCHOOL		Freq	Pct
1 = Response entered .....		286	0.51
3 = Response entered LOGICALLY ASSIGNED .....		32	0.06
6 = Response not entered .....		1176	2.09
94 = DON'T KNOW .....		13	0.02
97 = REFUSED .....		139	0.25
98 = BLANK (NO ANSWER) .....		223	0.40
99 = LEGITIMATE SKIP .....		54267	96.67

(YSU31, YSU31A)  
YUSWSOR<sup>1</sup>

Len : 2 TALKED W/SCH SOC WORK FOR SOME OTHER REASON		Freq	Pct
1 = Response entered .....		311	0.55
6 = Response not entered .....		1188	2.12
94 = DON'T KNOW .....		13	0.02
97 = REFUSED .....		134	0.24
98 = BLANK (NO ANSWER) .....		223	0.40
99 = LEGITIMATE SKIP .....		54267	96.67

At any time during the past 12 months, that is since [DATEFILL], did you attend a school for students with emotional or behavioral problems?

(YSU32)  
YUSCEMYR<sup>1</sup>

Len : 2 ATTEND SCH FOR STUDENTS W/EMOT PRBLMS PST 12 MOS		Freq	Pct
1 = Yes.....		550	0.98
2 = No.....		11912	21.22
85 = BAD DATA Logically assigned.....		5	0.01
94 = DON'T KNOW .....		95	0.17
97 = REFUSED .....		93	0.17
98 = BLANK (NO ANSWER) .....		92	0.16
99 = LEGITIMATE SKIP.....		43389	77.29



YOUTH MENTAL HEALTH SERVICE UTILIZATION

Regular schools sometimes provide programs for students with emotional or behavioral problems.

At any time during the past 12 months, did you participate in a school program that was just for students with emotional or behavioral problems?

(YSU33)

YUSCPGYR<sup>1</sup>

Len : 2 ATTND SCH PGM FOR STDNTS W/EMOT PRBLMS PST 12 MOS

	Freq	Pct
1 = Yes.....	266	0.47
2 = No.....	11654	20.76
94 = DON'T KNOW.....	90	0.16
97 = REFUSED.....	90	0.16
98 = BLANK (NO ANSWER).....	97	0.17
99 = LEGITIMATE SKIP.....	43939	78.27

These next questions are about experiences with the justice system.

During the past 12 months, that is, since [DATEFILL], did you stay overnight or longer in any type of juvenile detention center, sometimes called "juvie", prison, or jail?

(YSU34)

YUJVDTON<sup>1</sup>

Len : 2 STAYED OVRNT/LONGER IN JAIL/JUV DET PST 12 MOS

	Freq	Pct
1 = Yes.....	78	0.14
2 = No.....	13153	23.43
85 = BAD DATA Logically assigned.....	10	0.02
94 = DON'T KNOW.....	77	0.14
97 = REFUSED.....	77	0.14
98 = BLANK (NO ANSWER).....	2	0.00
99 = LEGITIMATE SKIP.....	42739	76.13

During the past 12 months, how many nights altogether did you stay in any type of juvenile detention center, prison or jail?

(YSU35)

YUJVDTN2<sup>1</sup>

Len : 3 # NIGHTS IN JAIL OR JUV DET IN PST 12 MOS

	Freq	Pct
RANGE = 1 - 7.....	52	0.09
8 = 8 or more.....	20	0.04
985 = BAD DATA Logically assigned.....	9	0.02
994 = DON'T KNOW.....	4	0.01
997 = REFUSED.....	79	0.14
998 = BLANK (NO ANSWER).....	80	0.14
999 = LEGITIMATE SKIP.....	55892	99.57

Sometimes, the court system provides treatment or counseling in juvenile detention centers, prisons or jails. These services are often provided by psychiatrists, psychologists, social workers or counselors who work for the court system.

While you were in a juvenile detention center, prison or jail during the past 12 months, did you receive treatment or counseling for emotional or behavioral problems that were not caused by alcohol or drugs?

(YSU36)

YUJVDTYR<sup>1</sup>

Len : 2 RCVD EMOT TMT IN JAIL/JUV DET IN PST 12 MOS

	Freq	Pct
1 = Yes.....	31	0.06
2 = No.....	44	0.08
85 = BAD DATA Logically assigned.....	9	0.02
94 = DON'T KNOW.....	2	0.00
97 = REFUSED.....	78	0.14
98 = BLANK (NO ANSWER).....	80	0.14
99 = LEGITIMATE SKIP.....	55892	99.57

RECODED YOUTH MENTAL HEALTH SERVICE UTILIZATION

**RECODED YOUTH MENTAL HEALTH SERVICE UTILIZATION**

NOTE: The variables in this section are recoded variables that were created from one or more of the edited variables from the preceding section.

NOTE: Certain source variables that were used to create recoded variables have valid values that might not have been reported or assigned for the current survey year. However, these values have been included in the general specifications in the codebook on how the recoded variables were created. See additional details about this issue in the Organization of the Data File section of this codebook introduction.

NOTE: The following recoded variables contain information about whether youths received mental health care in the past year from each of 11 specific services for problems with behaviors or emotions that were not caused by alcohol or drugs.

(YUHOSPYR)

<u>YHOSP</u>	Len : 1 RC-STAYED OVNT IN HOSP FOR EMOT TRMT IN PST YR		
	. = Unknown/Aged 18+ (Otherwise).....	42904	76.43
	0 = No (YUHOSPYR=2,4).....	12879	22.94
	1 = Yes (YUHOSPYR=1).....	353	0.63

(YURSIDYR)

<u>YRESID</u>	Len : 1 RC-STAYED IN RESID CTR FOR EMOT TRMT IN PST YR		
	. = Unknown/Aged 18+ (Otherwise).....	42928	76.47
	0 = No (YURSIDYR=2,4).....	13031	23.21
	1 = Yes (YURSIDYR=1).....	177	0.32

(YUFCARYR)

<u>YFOST</u>	Len : 1 RC-SPENT TIME IN FOST CARE FOR EMOT PROB IN PST YR		
	. = Unknown/Aged 18+ (Otherwise).....	42913	76.44
	0 = No (YUFCARYR=2,4).....	13170	23.46
	1 = Yes (YUFCARYR=1).....	53	0.09

(YUDYTXYR)

<u>YDAYTRT</u>	Len : 1 RC-SPENT TIME IN DAY TRMT PRG FOR EMOT PRB IN PST YR		
	. = Unknown/Aged 18+ (Otherwise).....	42936	76.49
	0 = No (YUDYTXYR=2,4).....	12885	22.95
	1 = Yes (YUDYTXYR=1).....	315	0.56

(YUMHCRYR)

<u>YCLIN</u>	Len : 1 RC-RCVD EMOT TRMT IN MENT HLTH CLNC IN PST YR		
	. = Unknown/Aged 18+ (Otherwise).....	42935	76.48
	0 = No (YUMHCRYR=2,4).....	12545	22.35
	1 = Yes (YUMHCRYR=1).....	656	1.17

(YUTPSTYR)

<u>YTHER</u>	Len : 1 RC-RCVD EMOT TRMT FROM THERAPIST IN PST YR		
	. = Unknown/Aged 18+ (Otherwise).....	42949	76.51
	0 = No (YUTPSTYR=2,4).....	11391	20.29
	1 = Yes (YUTPSTYR=1).....	1796	3.20

(YUIHTPYR)

<u>YHOME</u>	Len : 1 RC-RCVD EMOT TRMT FROM IN-HOME COUNS IN PST YR		
	. = Unknown/Aged 18+ (Otherwise).....	42947	76.51
	0 = No (YUIHTPYR=2,4).....	12611	22.47
	1 = Yes (YUIHTPYR=1).....	578	1.03

(YUFDOCYR)

<u>YPED</u>	Len : 1 RC-RCVD EMOT TRMT FROM FAMLY DOC IN PST YR		
	. = Unknown/Aged 18+ (Otherwise).....	42977	76.56
	0 = No (YUFDOCYR=2,4).....	12656	22.55
	1 = Yes (YUFDOCYR=1).....	503	0.90

RECODED YOUTH MENTAL HEALTH SERVICE UTILIZATION

(YEATNDYR, YUSCEMYR, YUSCPGYR)

YSPEC

Len : 1 RC-ATTND SCHOOL OR PROGRAM FOR EMOT PROB IN PST YR

	Freq	Pct
. = Unknown/Aged 18+ (Otherwise).....	43056	76.70
0 = No ((YUSCEMYR=2,4 and YUSCPGYR=2) or YEATNDYR=2) .....	12264	21.85
1 = Yes (YUSCEMYR=1 or YUSCPGYR=1).....	816	1.45

(YEATNDYR, YUSWSCYR)

YSHSW

Len : 1 RC-TLKD W/SCH SOC WKR/PSY/COUNS FOR EMOT PROB PST YR

	Freq	Pct
. = Unknown/Aged 18+ (Otherwise).....	43062	76.71
0 = No (YUSWSCYR=2,4 or YEATNDYR=2) .....	11528	20.54
1 = Yes (YUSWSCYR=1).....	1546	2.75

(YUJVDTON, YUJVDTYR)

YJAIL

Len : 1 RC-YTH RCVD SVCS FOR EMOT PROB IN PY IN JUV JUSTICE

	Freq	Pct
. = Unknown/Aged 18+ (Otherwise).....	42908	76.44
0 = No (YUJVDTYR=2,4 or YUJVDTON=2) .....	13197	23.51
1 = Yes (YUJVDTYR=1).....	31	0.06

The following variable, ANYMHIN2, indicates whether a youth reported receiving specialty inpatient/residential mental health services in the past year from any of two specific inpatient/residential sources for problems with behavior or emotions that were not caused by alcohol or drugs. This variable was created based on the following two sources of treatment variables: stayed overnight in hospital (YHOSP) and stayed in residential treatment facility (YRESID). Youths who reported a positive response (source variable=1) to either question were included in the yes category. Youths who did not report a positive response, but answered both questions were included in the no category. Youths who did not report a positive response and did not answer both questions, and adults, were included in the unknown/18+ category.

(YHOSP, YRESID)

ANYMHIN2

Len : 1 RC-REV YTH RCVD SPEC INPATIENT MH SERVICES IN PY

	Freq	Pct
. = Unknown/Aged 18+ (Otherwise).....	42932	76.48
0 = No (YHOSP=0 and YRESID=0) .....	12801	22.80
1 = Yes (YHOSP=1 or YRESID=1) .....	403	0.72

The following variable, ANYMHOUT, indicates whether a youth reported receiving specialty outpatient mental health services in the past year from any of four specific outpatient sources for problems with behavior or emotions that were not caused by alcohol or drugs. This variable was created based on the following four source of treatment variables: spent time in a day treatment facility (YDAYTRT), received treatment at a mental health clinic (YCLIN), from a private therapist (YOTHER), and from an in-home therapist (YHOME). Youths who reported a positive response (source variable=1) to one or more of the four questions were included in the yes category regardless of how many of the four questions they answered. Youths who did not report a positive response, but answered all four of the questions were included in the no category. Youths who did not report a positive response and did not answer all the questions, and adults were included in the unknown/18+ category.

(YCLIN, YDAYTRT, YHOME, YOTHER)

ANYMHOUT

Len : 1 RC-YTH RCVD SPEC OUTPATIENT MH SERVICES IN PY

	Freq	Pct
. = Unknown/Aged 18+ (Otherwise).....	42964	76.54
0 = No (YDAYTRT, YCLIN, YOTHER, and YHOME=0).....	11076	19.73
1 = Yes (YDAYTRT, YCLIN, YOTHER, or YHOME=1).....	2096	3.73

The following variable, ANYSMH2, indicates whether a youth reported receiving specialty mental health services in the past year from any of six specific inpatient/residential or outpatient specialty sources for problems with behavior or emotions that were not caused by alcohol or drugs. This variable was created based on the following six source of treatment variables: stayed overnight in a hospital (YHOSP), stayed in a residential treatment facility (YRESID), spent time in a day treatment facility (YDAYTRT), received treatment from a mental health clinic (YCLIN), from a private therapist (YOTHER), and from an in-home therapist (YHOME). Youths who reported a positive response (source variable=1) to one or more of the six questions were included in the yes category regardless of how many of the six questions they answered. Youths who did not report a positive response, but answered all six of the questions were included in the no category. Youths who did not report a positive response and did not answer all the questions, and adults were included in the unknown/18+ category.

(YCLIN, YDAYTRT, YHOME, YHOSP, YRESID, YOTHER)

ANYSMH2

Len : 1 RC-REV YTH RCVD SPECIALTY MENTAL HLTH SRVC IN PST YR

	Freq	Pct
. = Unknown/Aged 18+ (See comment above) .....	42973	76.55
0 = No (All source variables=0).....	10886	19.39
1 = Yes (Any source variable=1) .....	2277	4.06

RECODED YOUTH MENTAL HEALTH SERVICE UTILIZATION

The following variable, ANYNSMH, indicates whether a youth reported receiving nonspecialty mental health services in the past year from any of five specific nonspecialty sources for problems with behavior or emotions that were not caused by alcohol or drugs. This variable was created based on the following five source of treatment variables: school social worker, school psychologist, or school counselor (YSHSW), special school or program within a regular school for students with emotional or behavioral problems (YSPEC), pediatrician or other family doctor (YPED), juvenile detention center, prison, or jail (YJAIL), and foster care or therapeutic foster care (YFOST). Youths who reported a positive response (source variable=1) to one or more of the five questions were included in the yes category regardless of how many of the five questions they answered. Youths who did not report a positive response, but answered all five of the questions were included in the no category. Youths who did not report a positive response and did not answer all the questions, and adults were included in the unknown/18+ category.

(YFOST, YJAIL, YPED, YSHSW, YSPEC)

<u>ANYNSMH</u>	Len : 1 RC-YTH RCVD NONSPECIALTY MENTAL HLTH SRVC IN PST YR		
	. = Unknown/Aged 18+ (See comment above) .....	<b>Freq</b>	<b>Pct</b>
	0 = No (All source variables=0).....	43157	76.88
	1 = Yes (Any source variable=1) .....	2447	4.36

The following variable, ANYMHED2, indicates whether a youth enrolled in school reported receiving mental health services in the past year from education sources for problems with behavior or emotions that were not caused by alcohol or drugs. This variable was created using the following source of treatment variables: talked to school social worker, school psychologists, or school counselors for problems (YSHSW) and attended a special school or participated in a special program at a regular school for problems (YSPEC). Youths who reported a positive response (source variable=1) to one or more of these questions were included in the yes category regardless of how many of the questions they answered. Youths who did not report a positive response, but answered both questions were included in the no category. Youths who did not report a positive response and did not answer both questions, and adults were included in the unknown/18+ category. This variable is not comparable with variables named similarly in past NSDUHs due to questionnaire changes in the Youth Mental Health Utilization module.

(YSHSW, YSPEC)

<u>ANYMHED2</u>	Len : 1 RC-YTH RCVD EDUCATION MENTAL HEALTH SRVC IN PST YR		
	. = Unknown/Aged 18+ (Otherwise).....	<b>Freq</b>	<b>Pct</b>
	0 = No (YSHSW=0 and YSPEC=0) .....	43109	76.79
	1 = Yes (YSHSW=1 or YSPEC=1).....	10931	19.47
		2096	3.73

The following variable, ANYSEDMF, indicates whether a youth reported receiving specialty mental health services along with services from education, general medicine (family doctor/pediatrician), or foster care or therapeutic foster care settings in the past year for problems with behavior or emotions that were not caused by alcohol or drugs. This variable was created using the following four source of treatment variables: received specialty mental health services (ANYSMH2), education setting-based mental health services (ANYMHED2), treatment from a family doctor/pediatrician (YPED), and foster care or therapeutic foster care (YFOST). Included in the unknown/18+ category were youths who did not provide enough information to determine whether mental health care was received at both a specialty mental health service along with services from either an education, general medical, or foster care setting [ANYSMH2=. or {ANYSMH2=1 and (none of ANYMHED2, YPED, or YFOST equal 1 but at least one is missing)}] and adults.

(ANYMHED2, ANYSMH2, YFOST, YPED)

<u>ANYSEDMF</u>	Len : 1 RC-YTH RCVD SPEC MH AND ED, MED, OR FOST SRVC IN PY		
	. = Unknown/Aged 18+ (See comment above) .....	<b>Freq</b>	<b>Pct</b>
	0 = No (ANYSMH2=0 or (ANYMHED2=0, YPED=0, & YFOST=0)) .....	43000	76.60
	1 = Yes (ANYSMH2=1 & (ANYMHED2=1, YPED=1, or YFOST=1)).....	12066	21.49
		1070	1.91

NOTE: The following 10 variables contain information on the number of times a youth received mental health services from specific mental health sources.

(YUHOSPN2, YUHOSPYR)

<u>HOSPVST</u>	Len : 1 RC-# NIGHTS YTH STAYED IN HOSP FOR MH SRVC IN PY		
	. = Unknown/Aged 18+ (Otherwise).....	<b>Freq</b>	<b>Pct</b>
	1 = 1 Night (YUHOSPN2=1).....	42941	76.49
	2 = 2 Nights (YUHOSPN2=2).....	124	0.22
	3 = 3-6 Nights (YUHOSPN2=3-6).....	40	0.07
	4 = 7-24 Nights (YUHOSPN2=7-24).....	60	0.11
	5 = 25 or More Nights (YUHOSPN2=25-31) .....	71	0.13
	6 = No Nights (YUHOSPYR=2,4).....	21	0.04
		12879	22.94

RECODED YOUTH MENTAL HEALTH SERVICE UTILIZATION

(YURSIDN2, YURSIDYR)

RESIDVST

Len : 1 RC-# NIGHTS YTH STAYED IN RESID CTR FOR MH SRVC IN PY

	Freq	Pct
. = Unknown/Aged 18+ (Otherwise).....	42942	76.50
1 = 1 Night (YURSIDN2=1).....	53	0.09
2 = 2 Nights (YURSIDN2=2).....	18	0.03
3 = 3-6 Nights (YURSIDN2=3-6).....	23	0.04
4 = 7-24 Nights (YURSIDN2=7-24).....	53	0.09
5 = 25 or More Nights (YURSIDN2=25-31).....	16	0.03
6 = No Nights (YURSIDYR=2,4).....	13031	23.21

(YUFCARN2, YUFCARYR)

FOSTVST

Len : 1 RC-# NIGHTS YTH STAYED IN FOST CARE FOR MH SRVC IN PY

	Freq	Pct
. = Unknown/Aged 18+ (Otherwise).....	42916	76.45
1 = 1 Night (YUFCARN2=1).....	28	0.05
2 = 2 Nights (YUFCARN2=2).....	10	0.02
3 = 3-6 Nights (YUFCARN2=3-6).....	4	0.01
4 = 7-24 Nights (YUFCARN2=7-24).....	5	0.01
5 = 25 or More Nights (YUFCARN2=25-31).....	3	0.01
6 = No Nights (YUFCARYR=2,4).....	13170	23.46

(YUDYTXN2, YUDYTYR)

DYTXVST

Len : 1 RC-# TIMES YTH VISITED DAY TRMT PROG IN PY

	Freq	Pct
. = Unknown/Aged 18+ (Otherwise).....	42966	76.54
1 = 1 Visit (YUDYTXN2=1).....	100	0.18
2 = 2 Visits (YUDYTXN2=2).....	39	0.07
3 = 3-6 Visits (YUDYTXN2=3-6).....	62	0.11
4 = 7-24 Visits (YUDYTXN2=7-24).....	62	0.11
5 = 25 or More Visits (YUDYTXN2=25-31).....	22	0.04
6 = No Visits (YUDYTYR=2,4).....	12885	22.95

(YUMHCRN2, YUMHCYR)

CLINVST

Len : 1 RC-# TIMES YTH VISITED MENT HLTH CLIN IN PY

	Freq	Pct
. = Unknown/Aged 18+ (Otherwise).....	43011	76.62
1 = 1 Visit (YUMHCRN2=1).....	137	0.24
2 = 2 Visits (YUMHCRN2=2).....	60	0.11
3 = 3-6 Visits (YUMHCRN2=3-6).....	167	0.30
4 = 7-24 Visits (YUMHCRN2=7-24).....	148	0.26
5 = 25 or More Visits (YUMHCRN2=25-31).....	68	0.12
6 = No Visits (YUMHCYR=2,4).....	12545	22.35

(YUTPSTN2, YUTPSTYR)

THERVST

Len : 1 RC-# TIMES YTH VISITED THERAPIST IN PY

	Freq	Pct
. = Unknown/Aged 18+ (Otherwise).....	43157	76.88
1 = 1 Visit (YUTPSTN2=1).....	274	0.49
2 = 2 Visits (YUTPSTN2=2).....	174	0.31
3 = 3-6 Visits (YUTPSTN2=3-6).....	478	0.85
4 = 7-24 Visits (YUTPSTN2=7-24).....	451	0.80
5 = 25 or More Visits (YUTPSTN2=25-31).....	211	0.38
6 = No Visits (YUTPSTYR=2,4).....	11391	20.29

(YUIHTPN2, YUIHTPYR)

HOMEVST

Len : 1 RC-# TIMES YTH RCVD IN-HOME COUNSELING IN PY

	Freq	Pct
. = Unknown/Aged 18+ (Otherwise).....	43021	76.64
1 = 1 Time (YUIHTPN2=1).....	124	0.22
2 = 2 Times (YUIHTPN2=2).....	78	0.14
3 = 3-6 Times (YUIHTPN2=3-6).....	143	0.25
4 = 7-24 Times (YUIHTPN2=7-24).....	105	0.19
5 = 25 or More Times (YUIHTPN2=25-31).....	54	0.10
6 = No Times (YUIHTPYR=2,4).....	12611	22.47

RECORDED YOUTH MENTAL HEALTH SERVICE UTILIZATION

The following variable, SPINVST2, indicates how many overnight stays were reported at an inpatient/residential specialty mental health service in the past year. The number of overnight stays is calculated by adding the number of overnight stays at a hospital (YUHOSPN2) and residential treatment center (YURSIDN2). A value of 6 (No Overnight Stays) was assigned whenever a respondent said they had used none of the services (YUHOSPYR=2 and YURSIDYR=2). A value of missing was assigned when the response to whether received treatment or number of overnight stays was unknown for either of the locations (YUHOSPYR or YURSIDYR=85, 94, 97, 98 OR either of YUHOSPN2 or YURSIDN2=985, 994, 997, 998), unless the overnight stays for the service with non-missing information was greater than or equal to 25, in which case a value of 5 (25 or more stays) was assigned. A missing value was also assigned for respondents aged 18 or older.

(YUHOSPN2, YUHOSPYR, YURSIDN2, YURSIDYR)

SPINVST2

Len : 1 RC-REV # NIGHTS YTH STAYED IN SPECIALTY INPATIENT MH SRVC

	Freq	Pct
. = Unknown/Aged 18+ (See comment above) .....	42983	76.57
1 = 1 Overnight Stay (See comment above).....	111	0.20
2 = 2 Overnight Stays (See comment above) .....	62	0.11
3 = 3-6 Overnight Stays (See comment above).....	61	0.11
4 = 7-24 Overnight Stays (See comment above).....	83	0.15
5 = 25 or More Overnight Stays (See comment above).....	35	0.06
6 = No Overnight Stays (See comment above) .....	12801	22.80

The following variable, SPOUTVST, indicates how many times a specialty outpatient mental health service was visited in the past year. The number of visits is calculated by adding the number of visits to a day treatment facility (YUDYTXN2), mental health clinic (YUMHCRN2), private therapist (YUTPSTN2), and an in-home therapist (YUIHTPN2). A value of 6 (No Visits) was assigned whenever a respondent said they had used none of the services (YUDYTXR, YUMHCRYR, YUTPSTYR, YUIHTPYR all equal 2). A value of missing was assigned when the response to whether received treatment or number of visits was unknown for any of the 4 locations (any of YUDYTXR, YUMHCRYR, YUTPSTYR, YUIHTPYR=85, 94, 97, 98 OR any of YUDYTXN2, YUMHCRN2, YUTPSTN2, YUIHTPN2=985, 994, 997, 998), unless the sum of the visits for services with non-missing information was greater than or equal to 25, in which case a value of 5 (25 or more visits) was assigned. A missing value was also assigned for respondents aged 18 or older.

(YUDYTXN2, YUDYTXR, YUIHTPN2, YUIHTPYR, YUMHCRN2, YUMHCRYR, YUTPSTN2, YUTPSTYR)

SPOUTVST

Len : 1 RC-# TIMES YTH VISITED A SPECIALTY OUTPATIENT MH SRVC

	Freq	Pct
. = Unknown/Aged 18+ (See comment above) .....	43246	77.04
1 = 1 Visit (See comment above).....	240	0.43
2 = 2 Visits (See comment above) .....	212	0.38
3 = 3-6 Visits (See comment above) .....	452	0.81
4 = 7-24 Visits (See comment above).....	571	1.02
5 = 25 or more Visits (See comment above).....	339	0.60
6 = No Visits (See comment above).....	11076	19.73

The following variable, SMHVST2, indicates the number of visits or overnight stays to a specialty mental health service in the past year. The number of visits/overnight stays is calculated by adding the number of overnight stays in a hospital (YUHOSPN2) and residential treatment center (YURSIDN2), and the number of visits to a day treatment facility (YUDYTXN2), mental health clinic (YUMHCRN2), private therapist (YUTPSTN2), and in-home therapist (YUIHTPN2). A value of 6 (No Visits/Overnight Stays) was assigned whenever a respondent said they had used none of the services (YUHOSPYR, YURSIDYR, YUDYTXR, YUMHCRYR, YUTPSTYR, YUIHTPYR all equal 2). A value of missing was assigned when the response to whether received treatment or number of visits/stays was unknown for any of the 6 locations (any of YUHOSPYR, YURSIDYR, YUDYTXR, YUMHCRYR, YUTPSTYR, YUIHTPYR=85, 94, 97, 98 OR any of YUHOSPN2, YURSIDN2, YUDYTXN2, YUMHCRN2, YUTPSTN2, YUIHTPN2=985, 994, 997, 998), unless the sum of the visits/overnight stays for services with non-missing information was greater than or equal to 25, in which case a value of 5 (25 or more visits/stays) was assigned. A missing value was also assigned for respondents aged 18 or older.

(YUDYTXN2, YUDYTXR, YUHOSPN2, YUHOSPYR, YUIHTPN2, YUIHTPYR, YUMHCRN2, YUMHCRYR, YURSIDN2, YURSIDYR, YUTPSTN2, YUTPSTYR)

SMHVST2

Len : 1 RC-REV # STAYS/VISITS YTH MADE TO SPEC MH SERVICE

	Freq	Pct
. = Unknown/Aged 18+ (See comment above) .....	43286	77.11
1 = 1 Visit/Overnight Stay (See comment above).....	296	0.53
2 = 2 Visits/Overnight Stays (See comment above).....	240	0.43
3 = 3-6 Visits/Overnight Stays (See comment above).....	469	0.84
4 = 7-24 Visits/Overnight Stays (See comment above).....	584	1.04
5 = 25 or More Visits/Stays (See comment above) .....	375	0.67
6 = No Visits/Stays (See comment above).....	10886	19.39

RECODED YOUTH MENTAL HEALTH SERVICE UTILIZATION

NOTE: The following 13 variables contain the reasons youths received their most recent mental health services from at least one inpatient specialty mental health source for emotional or behavioral problems not caused by alcohol or drugs. These variables are not comparable to similarly named variables found in NSDUH datafiles prior to 2012 due to the relocation of foster care into the nonspecialty treatment category instead of the specialty treatment category where it previously was included. During the 2017 NSDUH, updates were made to classify certain patterns of responses as 'Reason Not Indicated' rather than 'No Trt/Unknwn Reason/Aged 18+'. Due to the small impact on the estimates, these 13 variables are still considered comparable to prior years and were not renamed. Starting with the 2017 Detailed Tables, the reasons youths received their most recent mental health services from at least one inpatient/residential specialty mental health source estimates in 2016 and later years are based on these updated versions. As a result, the 2016 estimates presented in the 2017 Detailed Tables may differ from previously published estimates.

The following variable, SIMHSUI2, indicates whether a respondent received their most recent mental health services from at least one inpatient specialty mental health source in the past year because they thought about or tried to kill themselves. This recode was created by examination of the following source variables: stayed overnight in hospital (YUHOSUIC) or residential treatment center (YURSSUIC) because of suicidal thoughts. None of the write-in other-specify values were applicable for this variable. Adults, youths that did not report receiving services from either of these inpatient/residential sources in the past year, and youths that reported receiving services in the past year, but did not indicate a valid reason for receiving services at any of these locations were assigned to the unknown category.

(YUHOSUIC, YURSSUIC)

<u>SIMHSUI2</u>	Len : 1 RC-REV YTH LST RCVD INPT SP MH SVC B/C TRIED SUIC		
		<b>Freq</b>	<b>Pct</b>
.	= No Trt/Unknwn Reason/Aged 18+ (See comment above).....	55825	99.45
0	= Reason Not Indicated (Otherwise).....	127	0.23
1	= Reason Indicated (Any source variable=1,3) .....	184	0.33

The following variable, SIMH DPR2, indicates whether a respondent received their most recent mental health services from at least one inpatient specialty mental health source in the past year because they were depressed. This recode was created by examination of the following source variables: stayed overnight in hospital (YUHODEPR) or residential treatment center (YURSDEPR) because they were depressed. None of the write-in other-specify values were applicable for this variable. Adults, youths that did not report receiving services from either of these inpatient/residential sources in the past year, and youths that reported receiving services in the past year, but did not indicate a valid reason for receiving services at any of these locations were assigned to the unknown category.

(YUHODEPR, YURSDEPR)

<u>SIMH DPR2</u>	Len : 1 RC-REV YTH LST RCVD INPT SP MH SVC B/C DEPRESSED		
		<b>Freq</b>	<b>Pct</b>
.	= No Trt/Unknwn Reason/Aged 18+ (See comment above).....	55826	99.45
0	= Reason Not Indicated (Otherwise).....	132	0.24
1	= Reason Indicated (Any source variable=1,3) .....	178	0.32

The following variable, SIMHF EA2, indicates whether a respondent received their most recent mental health services from at least one inpatient specialty mental health source in the past year because they were afraid/tense. This recode was created by examination of the following source variables: stayed overnight in hospital (YUHOFEAR) or residential treatment center (YURSF EAR) because they were afraid/tense. None of the write-in other-specify values were applicable for this variable. Adults, youths that did not report receiving services from either of these inpatient/residential sources in the past year, and youths that reported receiving services in the past year, but did not indicate a valid reason for receiving services at any of these locations were assigned to the unknown category.

(YUHOFEAR, YURSF EAR)

<u>SIMHF EA2</u>	Len : 1 RC-REV YTH LST RCVD INPT SP MH SVC B/C AFRAID/TENSE		
		<b>Freq</b>	<b>Pct</b>
.	= No Trt/Unknwn Reason/Aged 18+ (See comment above).....	55826	99.45
0	= Reason Not Indicated (Otherwise).....	241	0.43
1	= Reason Indicated (Any source variable=1,3) .....	69	0.12

The following variable, SIMH BRK2, indicates whether a respondent received their most recent mental health services from at least one inpatient specialty mental health source in the past year because they broke rules or "acted out". This recode was created by examination of the following source variables: stayed overnight in hospital (YUHOBKRU) or residential treatment center (YURSBKRU) because they broke rules or "acted out". None of the write-in other-specify values were applicable for this variable. Adults, youths that did not report receiving services from either of these inpatient/residential sources in the past year, and youths that reported receiving services in the past year, but did not indicate a valid reason for receiving services at any of these locations were assigned to the unknown category.

(YUHOBKRU, YURSBKRU)

<u>SIMH BRK2</u>	Len : 1 RC-REV YTH LST RCVD INPT SP MH SVC B/C BROKE RULES		
		<b>Freq</b>	<b>Pct</b>
.	= No Trt/Unknwn Reason/Aged 18+ (See comment above).....	55823	99.44
0	= Reason Not Indicated (Otherwise).....	250	0.45
1	= Reason Indicated (Any source variable=1,3) .....	63	0.11



RECORDED YOUTH MENTAL HEALTH SERVICE UTILIZATION

The following variable, SIMHEAT2, indicates whether a respondent received their most recent mental health services from at least one inpatient specialty mental health source in the past year because they had eating problems. This recode was created by examination of the following source variables: stayed overnight in hospital (YUHOEATP) or residential treatment center (YURSEATP) because they had eating problems. None of the write-in other-specify values were applicable for this variable. Adults, youths that did not report receiving services from either of these inpatient/residential sources in the past year, and youths that reported receiving services in the past year, but did not indicate a valid reason for receiving services at any of these locations were assigned to the unknown category.

(YUHOEATP, YURSEATP)

<u>SIMHEAT2</u>	Len : 1 RC-REV YTH LST RCVD INPT SP MH SVC B/C EATING PRBLMS		
		<b>Freq</b>	<b>Pct</b>
.	= No Trt/Unknwn Reason/Aged 18+ (See comment above).....	55827	99.45
0	= Reason Not Indicated (Otherwise).....	272	0.48
1	= Reason Indicated (Any source variable=1,3).....	37	0.07

The following variable, SIMHANG2, indicates whether a respondent received their most recent mental health services from at least one inpatient specialty mental health source in the past year because they had trouble controlling anger. This recode was created by examination of the following source variables: stayed overnight in hospital (YUHOANGR) or residential treatment center (YURSANGR) because they had trouble controlling anger. None of the write-in other-specify values were applicable for this variable. Adults, youths that did not report receiving services from either of these inpatient/residential sources in the past year, and youths that reported receiving services in the past year, but did not indicate a valid reason for receiving services at any of these locations were assigned to the unknown category.

(YUHOANGR, YURSANGR)

<u>SIMHANG2</u>	Len : 1 RC-REV YTH LST RCVD INPT SP MH SVC B/C ANGER CONTROL		
		<b>Freq</b>	<b>Pct</b>
.	= No Trt/Unknwn Reason/Aged 18+ (See comment above).....	55827	99.45
0	= Reason Not Indicated (Otherwise).....	282	0.50
1	= Reason Indicated (Any source variable=1,3).....	27	0.05

The following variable, SIMHFIT2, indicates whether a respondent received their most recent mental health services from at least one inpatient specialty mental health source in the past year because they were in physical fights. This recode was created by examination of the following source variables: stayed overnight in hospital (YUHOFITE) or residential treatment center (YURSFITE) because they were in physical fights. None of the write-in other-specify values were applicable for this variable. Adults, youths that did not report receiving services from either of these inpatient/residential sources in the past year, and youths that reported receiving services in the past year, but did not indicate a valid reason for receiving services at any of these locations were assigned to the unknown category.

(YUHOFITE, YURSFITE)

<u>SIMHFIT2</u>	Len : 1 RC-REV YTH LST RCVD INPT SP MH SVC B/C PHYS FIGHT		
		<b>Freq</b>	<b>Pct</b>
.	= No Trt/Unknwn Reason/Aged 18+ (See comment above).....	55827	99.45
0	= Reason Not Indicated (Otherwise).....	303	0.54
1	= Reason Indicated (Any source variable=1,3).....	6	0.01

The following variable, SIMHFML2, indicates whether a respondent received their most recent mental health services from at least one inpatient specialty mental health source in the past year because they had problems at home or in their family. This recode was created by examination of the following source variables: stayed overnight in hospital (YUHOFMLY) or residential treatment center (YURSFMLY) because they had problems at home or in their family, as well as the write-in other-specify variables: most important reason for staying overnight in a hospital or residential treatment center was because they had problems at home or in their family. A respondent was classified as having indicated that they received mental health services for this reason if any of the above source variables=1, 3 or if any of the write-in other-specify variables indicated home or family problems. Adults, youths that did not report receiving services from either of these inpatient sources in the past year, and youths that reported receiving services in the past year, but did not indicate a valid reason for receiving services at any of these locations were assigned to the unknown category.

(YUHOFMLY, YURSFMLY)

<u>SIMHFML2</u>	Len : 1 RC-REV YTH LST RCVD INPT SP MH SVC B/C HOME/FAM PROB		
		<b>Freq</b>	<b>Pct</b>
.	= No Trt/Unknwn Reason/Aged 18+ (See comment above).....	55827	99.45
0	= Reason Not Indicated (Otherwise).....	286	0.51
1	= Reason Indicated (See comment above).....	23	0.04



RECODED YOUTH MENTAL HEALTH SERVICE UTILIZATION

The following variable, SIMHFRD2, indicates whether a respondent received their most recent mental health services from at least one inpatient specialty mental health source in the past year because they had problems with a friend. This recode was created by examination of the following source variables: stayed overnight in hospital (YUHOFRND) or residential treatment center (YURSFRRND) because they had problems with a friend. None of the write-in other-specify values were applicable for this variable. Adults, youths that did not report receiving services from either of these inpatient/residential sources in the past year, and youths that reported receiving services in the past year, but did not indicate a valid reason for receiving services at any of these locations were assigned to the unknown category.

(YUHOFRND, YURSFRRND)

SIMHFRD2

Len : 1 RC-REV YTH LST RCVD INPT SP MH SVC B/C PROB W/FRND

	Freq	Pct
. = No Trt/Unknwn Reason/Aged 18+ (See comment above).....	55827	99.45
0 = Reason Not Indicated (Otherwise).....	299	0.53
1 = Reason Indicated (Any source variable=1,3) .....	10	0.02

The following variable, SIMHOTP2, indicates whether a respondent received their most recent mental health services from at least one inpatient specialty mental health source in the past year because they had problems with people other than family or friends. This recode was created by examination of the following source variables: stayed overnight in hospital (YUHOOTPP) or residential treatment center (YURSOTPP) because they had problems with people other than family or friends, as well as the corresponding write-in other-specify variables: most important reason for staying overnight in a hospital or residential treatment center was because they had problems with people other than family or friends. A respondent was classified as having indicated that they received inpatient mental health services for this reason if any of the above source variables=1, 3 or if any of the write-in other-specify variables indicated problems with others. Adults, youths that did not report receiving services from either of these inpatient sources in the past year, and youths that reported receiving services in the past year, but did not indicate a valid reason for receiving services at any of these locations were assigned to the unknown category.

(YUHOOTPP, YURSOTPP)

SIMHOTP2

Len : 1 RC-REV YTH LST RCVD INPT SP MH SVC B/C PRB W/OTH PERS

	Freq	Pct
. = No Trt/Unknwn Reason/Aged 18+ (See comment above).....	55827	99.45
0 = Reason Not Indicated (Otherwise).....	299	0.53
1 = Reason Indicated (See comment above) .....	10	0.02

The following variable, SIMHSCH2, indicates whether a respondent received their most recent mental health services from at least one inpatient specialty mental health source in the past year because they had problems at school. This recode was created by examination of the following source variables: stayed overnight in hospital (YUHOSCHL) or residential treatment center (YURSSCHL) because they had problems at school. None of the write-in other-specify values were applicable for this variable. Adults, youths that did not report receiving services from either of these inpatient/residential sources in the past year, and youths that reported receiving services in the past year, but did not indicate a valid reason for receiving services at any of these locations were assigned to the unknown category.

(YUHOSCHL, YURSSCHL)

SIMHSCH2

Len : 1 RC-REV YTH LST RCVD INPT SP MH SVC B/C PROB AT SCH

	Freq	Pct
. = No Trt/Unknwn Reason/Aged 18+ (See comment above).....	55826	99.45
0 = Reason Not Indicated (Otherwise).....	277	0.49
1 = Reason Indicated (Any source variable=1,3) .....	33	0.06

The following variable, SIMHMEN2, indicates whether a respondent received their most recent mental health services from at least one inpatient specialty mental health source in the past year because they had a diagnosed mental disorder. This recode was created based only on responses to other-specify write-in variables: most important reason for staying overnight in a hospital or residential treatment center was because they had a diagnosed mental disorder. A respondent was classified as having indicated that they received mental health services for this reason if any of the above other-specify variables indicated reasons related to mental disorders. Adults, youths that did not report receiving services from either of these inpatient sources in the past year, and youths that reported receiving services in the past year, but did not indicate a valid reason for receiving services at any of these locations were assigned to the unknown category.

SIMHMEN2

Len : 1 RC-REV YTH LST RCVD INPT SP MH SVC B/C DIAG MNTL DIS

	Freq	Pct
. = No Trt/Unknwn Reason/Aged 18+ (See comment above).....	55828	99.45
0 = Reason Not Indicated (Otherwise).....	306	0.55
1 = Reason Indicated (See comment above) .....	2	0.00

RECODED YOUTH MENTAL HEALTH SERVICE UTILIZATION

The following variable, SIMHOTH3, indicates whether a respondent received their most recent mental health services from at least one inpatient specialty mental health source in the past year because of some other reason. This recode was created based only on responses to other-specify write-in variables: most important reason for staying overnight in a hospital or residential treatment center was because of some other reason. A respondent was classified as having indicated that they received mental health services for this reason if any of the above other-specify variables indicated some other reason, not otherwise specified. Adults, youths that did not report receiving services from either of these inpatient sources in the past year, and youths that reported receiving services in the past year, but did not indicate a valid reason for receiving services at any of these locations were assigned to the unknown category.

SIMHOTH3 Len : 1 RC-YTH RCVD LAST SPEC MH SRVC IN PY B/C OTHER REASONS

	Freq	Pct
. = No Trt/Unknwn Reason/Aged 18+ (See comment above).....	55827	99.45
0 = Reason Not Indicated (Otherwise).....	292	0.52
1 = Reason Indicated (See comment above).....	17	0.03

NOTE: The following 13 variables contain the reasons youths received their most recent mental health services from at least one outpatient specialty mental health source for emotional or behavioral problems not caused by alcohol or drugs. During the 2017 NSDUH, updates were made to classify certain patterns of responses as 'Reason Not Indicated' rather than 'No Trt/Unknwn Reason/Aged 18+'. Due to the small impact on the estimates, these 13 variables are still considered comparable to prior years and were not renamed. Starting with the 2017 Detailed Tables, the reasons youths received their most recent mental health services from at least one outpatient specialty mental health source estimates in 2016 and later years are based on these updated versions. As a result, the 2016 estimates presented in the 2017 Detailed Tables may differ from previously published estimates.

The following variable, SOMHSUI, indicates whether a respondent received their most recent mental health services from at least one outpatient specialty mental health source in the past year because they thought about or tried to kill themselves. This recode was created by examination of the following sources: visited a day treatment program (YUDYSUIC), mental health center (YUMHSUIC), private therapist (YUTPSUIC), or received treatment from an in-home therapist (YUIHSUIC) because of suicidal thoughts. None of the write-in other-specify values were applicable for this variable. Adults, youths that did not report receiving services from any of the 4 outpatient sources in the past year, and youths that reported receiving services in the past year, but did not indicate a valid reason for receiving services at any of these locations were assigned to the unknown category.

*(YUDYSUIC, YUIHSUIC, YUMHSUIC, YUTPSUIC)*  
SOMHSUI Len : 1 RC-YTH RCVD LAST OUTPT SPEC MH SRVC B/C TRIED SUIC

	Freq	Pct
. = No Trt/Unknwn Reason/Aged 18+ (See comment above).....	54209	96.57
0 = Reason Not Indicated (Otherwise).....	1319	2.35
1 = Reason Indicated (Any source variable=1,3).....	608	1.08

The following variable, SOMHDPR, indicates whether a respondent received their most recent mental health services from at least one outpatient specialty mental health source in the past year because they were depressed. This recode was created by examination of the following source variables: visited a day treatment program (YUDYDEPR), mental health center (YUMHDEPR), private therapist (YUTPDEPR), and received treatment from in-home therapist (YUIHDEPR) because they were depressed. None of the write-in other-specify values were applicable for this variable. Adults, youths that did not report receiving services from any of the 4 outpatient sources in the past year, and youths that reported receiving services in the past year, but did not indicate a valid reason for receiving services at any of these locations were assigned to the unknown category.

*(YUDYDEPR, YUIHDEPR, YUMHDEPR, YUTPDEPR)*  
SOMHDPR Len : 1 RC-YTH RCVD LAST OUTPT SPEC MH SRVC B/C DEPRESSED

	Freq	Pct
. = No Trt/Unknwn Reason/Aged 18+ (See comment above).....	54191	96.54
0 = Reason Not Indicated (Otherwise).....	748	1.33
1 = Reason Indicated (Any source variable=1,3).....	1197	2.13

The following variable, SOMHFEA, indicates whether a respondent received their most recent mental health services from at least one outpatient specialty mental health source in the past year because they were afraid/tense. This recode was created by examination of the following source variables: visited a day treatment program (YUDYFEAR), mental health center (YUMHFEAR), private therapist (YUTPFEAR), and received treatment from an in-home therapist (YUIHFEAR) because they were afraid/tense. None of the write-in other-specify values were applicable for this variable. Adults, youths that did not report receiving services from any of the 4 outpatient sources in the past year, and youths that reported receiving services in the past year, but did not indicate a valid reason for receiving services at any of these locations were assigned to the unknown category.

*(YUDYFEAR, YUIHFEAR, YUMHFEAR, YUTPFEAR)*  
SOMHFEA Len : 1 RC-YTH RCVD LAST OUTPT SPEC MH SRVC B/C AFRAID/TENSE

	Freq	Pct
. = No Trt/Unknwn Reason/Aged 18+ (See comment above).....	54211	96.57
0 = Reason Not Indicated (Otherwise).....	1274	2.27
1 = Reason Indicated (Any source variable=1,3).....	651	1.16

RECODED YOUTH MENTAL HEALTH SERVICE UTILIZATION

The following variable, SOMHBRK, indicates whether a respondent received their most recent mental health services from at least one outpatient specialty mental health source in the past year because they broke rules or "acted out". This recode was created by examination of the following source variables: visited a day treatment program (YUDYBKRU), mental health center (YUMHBKRU), private therapist (YUTPBKRU), and received treatment from an in-home therapist (YUIHBKRU) because they broke rules or "acted out". None of the write-in other-specify values were applicable for this variable. Adults, youths that did not report receiving services from any of the 4 outpatient sources in the past year, and youths that reported receiving services in the past year, but did not indicate a valid reason for receiving services at any of these locations were assigned to the unknown category.

(YUDYBKRU, YUIHBKRU, YUMHBKRU, YUTPBKRU)

SOMHBRK Len : 1 RC-YTH RCVD LAST OUTPT SPEC MH SRVC B/C BROKE RULE

	Freq	Pct
. = No Trt/Unknwn Reason/Aged 18+ (See comment above).....	54216	96.58
0 = Reason Not Indicated (Otherwise).....	1605	2.86
1 = Reason Indicated (Any source variable=1,3) .....	315	0.56

The following variable, SOMHEAT, indicates whether a respondent received their most recent mental health services from at least one outpatient specialty mental health source in the past year because they had eating problems. This recode was created by examination of the following source variables: visited a day treatment program (YUDYEATP), mental health center (YUMHEATP), private therapist (YUTPEATP), and received treatment from an in-home therapist (YUIHEATP) because they had eating problems. None of the write-in other-specify values were applicable for this variable. Adults, youths that did not report receiving services from any of the 4 outpatient sources in the past year, and youths that reported receiving services in the past year, but did not indicate a valid reason for receiving services at any of these locations were assigned to the unknown category.

(YUDYEATP, YUIHEATP, YUMHEATP, YUTPEATP)

SOMHEAT Len : 1 RC-YTH RCVD LAST OUTPT SPEC MH SRVC B/C EATING PROBS

	Freq	Pct
. = No Trt/Unknwn Reason/Aged 18+ (See comment above).....	54223	96.59
0 = Reason Not Indicated (Otherwise).....	1691	3.01
1 = Reason Indicated (Any source variable=1,3) .....	222	0.40

The following variable, SOMHANGR, indicates whether a respondent received their most recent mental health services from at least one outpatient specialty mental health source in the past year because they had problems controlling anger. This recode was created by examination of the following source variables: visited a day treatment program (YUDYANGR), mental health center (YUMHANGR), private therapist (YUTPANGR), and received treatment from an in-home therapist (YUIHANGR) because they had trouble controlling anger. None of the write-in other-specify values were applicable for this variable. Adults, youths that did not report receiving services from any of the 4 outpatient sources in the past year, and youths that reported receiving services in the past year, but did not indicate a valid reason for receiving services at any of these locations were assigned to the unknown category.

(YUDYANGR, YUIHANGR, YUMHANGR, YUTPANGR)

SOMHANGR Len : 1 RC-YTH RCVD LAST OUTPT SPEC MH SRVC B/C ANGER CONTROL

	Freq	Pct
. = No Trt/Unknwn Reason/Aged 18+ (See comment above).....	54211	96.57
0 = Reason Not Indicated (Otherwise).....	1686	3.00
1 = Reason Indicated (Any source variable=1,3) .....	239	0.43

The following variable, SOMHFITE, indicates whether a respondent received their most recent mental health services from at least one outpatient specialty mental health source in the past year because they were in physical fights. This recode was created by examination of the following source variables: visited a day treatment program (YUDYFITE), mental health center (YUMHFITE), private therapist (YUTPFITE), and received treatment from an in-home therapist (YUIHFITE) because they were in physical fights. None of the write-in other-specify values were applicable for this variable. Adults, youths that did not report receiving services from any of the 4 outpatient sources in the past year, and youths that reported receiving services in the past year, but did not indicate a valid reason for receiving services at any of these locations were assigned to the unknown category.

(YUDYFITE, YUIHFITE, YUMHFITE, YUTPFITE)

SOMHFITE Len : 1 RC-YTH RCVD LAST OUTPT SPEC MH SRVC B/C PHYS FIGHT

	Freq	Pct
. = No Trt/Unknwn Reason/Aged 18+ (See comment above).....	54226	96.60
0 = Reason Not Indicated (Otherwise).....	1863	3.32
1 = Reason Indicated (Any source variable=1,3) .....	47	0.08

RECODED YOUTH MENTAL HEALTH SERVICE UTILIZATION

The following variable, SOMHFMLY, indicates whether a respondent received their most recent mental health services from at least one outpatient specialty mental health source in the past year because they had problems at home or in their family. This recode was created by examination of the following source variables: visited a day treatment program (YUDYFMLY), mental health center (YUMHFMLY), private therapist (YUTPFMLY), and received treatment from an in-home therapist (YUIHFMLY) because they had problems at home or in their family, as well as the write-in other-specify variables: most important reason for visits to a day treatment program, mental health center, private therapist, and treatment from an in-home therapist was because they had problems at home or in their family. A respondent was classified as having indicated that they received mental health services for this reason if any of the above source variables=1,3 or if any of the write-in other-specify variables indicated home or family problems. Adults, youths that did not report receiving services from any of the 4 outpatient sources in the past year, and youths that reported receiving services in the past year, but did not indicate a valid reason for receiving services at any of these locations were assigned to the unknown category.

(YUDYFMLY, YUIHFMLY, YUMHFMLY, YUTPFMLY)

SOMHFMLY Len : 1 RC-YTH RCVD LAST OUTPT SPEC MH SRVC B/C HOME/FAM PROB

	Freq	Pct
. = No Trt/Unknwn Reason/Aged 18+ (See comment above).....	54211	96.57
0 = Reason Not Indicated (Otherwise).....	1453	2.59
1 = Reason Indicated (See comment above).....	472	0.84

The following variable, SOMHFRND, indicates whether a respondent received their most recent mental health services from at least one outpatient specialty mental health source in the past year because they had problems with a friend. This recode was created by examination of the following source variables: visited a day treatment program (YUDYFRND), mental health center (YUMHFRND), private therapist (YUTPFRND), and received treatment from an in-home therapist (YUIHFRND) because they had problems with a friend. None of the write-in other-specify values were applicable for this variable. Adults, youths that did not report receiving services from any of the 4 outpatient sources in the past year, and youths that reported receiving services in the past year, but did not indicate a valid reason for receiving services at any of these locations were assigned to the unknown category.

(YUDYFRND, YUIHFRND, YUMHFRND, YUTPFRND)

SOMHFRND Len : 1 RC-YTH RCVD LAST OUTPT SPEC MH SRVC B/C PROB W/ FRND

	Freq	Pct
. = No Trt/Unknwn Reason/Aged 18+ (See comment above).....	54227	96.60
0 = Reason Not Indicated (Otherwise).....	1673	2.98
1 = Reason Indicated (Any source variable=1,3).....	236	0.42

The following variable, SOMHOTPP, indicates whether a respondent received their most recent mental health services from at least one outpatient specialty mental health source in the past year because they had had problems with people other than family or friends. This recode was created by examination of the following source variables: visited a day treatment program (YUDYOTPP), mental health center (YUMHOTPP), private therapist (YUTPOTPP), and received treatment from an in-home therapist (YUIHOTPP) because they had problems with people other than family or friends, as well as the write-in other-specify variables: most important reason visited a day treatment program, mental health center, private therapist, and received treatment from an in-home therapist was because they had problems with other people other than family or friends. A respondent was classified as having indicated that they received mental health services for this reason if any of the above source variables=1,3 or if any of the write-in other-specify variables indicated problems with others. Adults, youths that did not report receiving services from any of the 4 outpatient sources in the past year, and youths that reported receiving services in the past year, but did not indicate a valid reason for receiving services at any of these locations were assigned to the unknown category.

(YUDYOTPP, YUIHOTPP, YUMHOTPP, YUTPOTPP)

SOMHOTPP Len : 1 RC-YTH RCVD LST OUTP SPC MH SRVC B/C PROB W/ OTH PERS

	Freq	Pct
. = No Trt/Unknwn Reason/Aged 18+ (See comment above).....	54221	96.59
0 = Reason Not Indicated (Otherwise).....	1741	3.10
1 = Reason Indicated (See comment above).....	174	0.31

The following variable, SOMHSCHL, indicates whether a respondent received their most recent mental health services from at least one outpatient specialty mental health source in the past year because they had problems at school. This recode was created by examination of the following source variables: visited a day treatment program (YUDYSCHL), mental health center (YUMHSCHL), private therapist (YUTPSCHL), and received treatment from an in-home therapist (YUIHSCHL) because they had problems at school. None of the write-in other-specify values were applicable for this variable. Adults, youths that did not report receiving services from any of the 4 outpatient sources in the past year, and youths that reported receiving services in the past year, but did not indicate a valid reason for receiving services at any of these locations were assigned to the unknown category.

(YUDYSCHL, YUIHSCHL, YUMHSCHL, YUTPSCHL)

SOMHSCHL Len : 1 RC-YTH RCVD LAST OUTPT SPEC MH SRVC B/C PROB AT SCH

	Freq	Pct
. = No Trt/Unknwn Reason/Aged 18+ (See comment above).....	54215	96.58
0 = Reason Not Indicated (Otherwise).....	1592	2.84
1 = Reason Indicated (Any source variable=1,3).....	329	0.59

RECODED YOUTH MENTAL HEALTH SERVICE UTILIZATION

The following variable, SOMHMEND, indicates whether a respondent received their most recent mental health services from at least one outpatient specialty mental health source in the past year because they had a diagnosed mental disorder. This recode was based only on responses to other specify write-in variables: most important reason visited a day treatment program, mental health center, private therapist, and received treatment from an in-home therapist was because they had a diagnosed mental disorder. A respondent was classified as having indicated that they received mental health services for this reason if any of the above other-specify variables indicated reasons related to mental disorders. Adults, youths that did not report receiving services from any of the 4 outpatient sources in the past year, and youths that reported receiving services in the past year, but did not indicate a valid reason for receiving services at any of these locations were assigned to the unknown category.

SOMHMEND Len : 1 RC-YTH RCVD LAST OUTPT SPEC MH SRVC B/C DIAG MNTL DIS

	Freq	Pct
. = No Trt/Unkwn Reason/Aged 18+ (See comment above).....	54264	96.67
0 = Reason Not Indicated (Otherwise).....	1819	3.24
1 = Reason Indicated (See comment above).....	53	0.09

The following variable, SOMHOTH2, indicates whether a respondent received their most recent mental health services from at least one outpatient specialty mental health source in the past year because of some other reasons. This recode was created based only on responses to other-specify write-in variables: most important reason visited a day treatment program, mental health center, private therapist, or received treatment from an in-home therapist was because of some other reason. A respondent was classified as having indicated that they received mental health services for this reason if any of the write-in other-specify variables indicated some other reason, not otherwise specified. Adults, youths that did not report receiving services from any of the 4 outpatient sources in the past year, and youths that reported receiving services in the past year, but did not indicate a valid reason for receiving services at any of these locations were assigned to the unknown category.

SOMHOTH2 Len : 1 RC-YTH RCVD LAST OUTPT SPEC MH SRVC B/C OTHER REASONS

	Freq	Pct
. = No Trt/Unkwn Reason/Aged 18+ (See comment above).....	54252	96.64
0 = Reason Not Indicated (Otherwise).....	1690	3.01
1 = Reason Indicated (See comment above).....	194	0.35

NOTE: The following 13 variables contain the reasons youths received their most recent mental health services from at least one specialty mental health source for emotional or behavioral problems not caused by alcohol or drugs. These variables are not comparable to similarly named variables found in NSDUH datafiles prior to 2012 due to the relocation of foster care into the nonspecialty treatment category instead of the specialty treatment category where it previously was included. During the 2017 NSDUH, updates were made to classify certain patterns of responses as 'Reason Not Indicated' rather than 'No Trt/Unkwn Reason/Aged 18+'. Due to the small impact on the estimates, these variables are still considered comparable to prior years and were not renamed. Starting with the 2017 Detailed Tables, the reasons youths received their most recent mental health services from at least one specialty mental health source estimates in 2016 and later years are based on these updated versions. As a result, the 2016 estimates presented in the 2017 Detailed Tables may differ from previously published estimates.

The following variable, SMHSUI2, indicates whether a respondent received their most recent mental health services from at least one specialty mental health source in the past year because they thought about or tried to kill themselves. This recode was created by examination of the following source variables: stayed overnight in hospital (YUHOSUIC), residential treatment center (YURSSUIC), or visited a day treatment program (YUDYSUIC), mental health center (YUMHSUIC), private therapist (YUTPSUIC), or received treatment from an in-home therapist (YUIHSUIC) because of suicidal thoughts. None of the write-in other-specify values were applicable for this variable. Adults, youths that did not report receiving services from any of the 6 specialty sources in the past year, and youths that reported receiving services in the past year, but did not indicate a valid reason for receiving services at any of these locations were assigned to the unknown category.

*(YUDYSUIC, YUHOSUIC, YUIHSUIC, YUMHSUIC, YURSSUIC, YUTPSUIC)*  
SMHSUI2 Len : 1 RC-REV YTH LST RCVD SP MH SVC IN PY BC TRIED SUIC

	Freq	Pct
. = No Trt/Unkwn Reason/Aged 18+ (See comment above).....	54106	96.38
0 = Reason Not Indicated (Otherwise).....	1353	2.41
1 = Reason Indicated (Any source variable=1,3).....	677	1.21

The following variable, SMHDPR2, indicates whether a respondent received their most recent mental health services from at least one specialty mental health source in the past year because they were depressed. This recode was created by examination of the following source variables: stayed overnight in hospital (YUHODEPR), residential treatment center (YURSDEPR), or visited a day treatment program (YUDYDEPR), mental health center (YUMHDEPR), private therapist (YUTPDEPR), or received treatment from an in-home therapist (YUIHDEPR) because they were depressed. None of the write-in other-specify values were applicable for this variable. Adults, youths that did not report receiving services from any of the 6 specialty sources in the past year, and youths that reported receiving services in the past year, but did not indicate a valid reason for receiving services at any of these locations were assigned to the unknown category.

*(YUDYDEPR, YUHODEPR, YUIHDEPR, YUMHDEPR, YURSDEPR, YUTPDEPR)*  
SMHDPR2 Len : 1 RC-REV YTH LST RCVD SP MH SVC IN PY BC DEPRESSED

	Freq	Pct
. = No Trt/Unkwn Reason/Aged 18+ (See comment above).....	54090	96.36
0 = Reason Not Indicated (Otherwise).....	788	1.40
1 = Reason Indicated (Any source variable=1,3).....	1258	2.24

RECODED YOUTH MENTAL HEALTH SERVICE UTILIZATION

The following variable, SMHFEA2, indicates whether a respondent received their most recent mental health services from at least one specialty mental health source in the past year because they were afraid/tense. This recode was created by examination of the following source variables: stayed overnight in hospital (YUHOFEAR), residential treatment center (YURSFEAR), or visited a day treatment program (YUDYFEAR), mental health center (YUMHFEAR), private therapist (YUTPFEAR), or received treatment from an in-home therapist (YUIHFEAR) because they were afraid/tense. None of the write-in other-specify values were applicable for this variable. Adults, youths that did not report receiving services from any of the 6 specialty sources in the past year, and youths that reported receiving services in the past year, but did not indicate a valid reason for receiving services at any of these locations were assigned to the unknown category.

(YUDYFEAR, YUHOFEAR, YUIHFEAR, YUMHFEAR, YURSFEAR, YUTPFEAR)  
SMHFEA2 Len : 1 RC-REV YTH LST RCVD SP MH SVC IN PY BC AFRAID/TENSE

	Freq	Pct
. = No Trt/Unknwn Reason/Aged 18+ (See comment above).....	54114	96.40
0 = Reason Not Indicated (Otherwise).....	1339	2.39
1 = Reason Indicated (Any source variable=1,3) .....	683	1.22

The following variable, SMHBRK2, indicates whether a respondent received their most recent mental health services from at least one specialty mental health source in the past year because they broke rules or "acted out". This recode was created by examination of the following source variables: stayed overnight in hospital (YUHOBKRU), residential treatment center (YURSBKRU), or visited a day treatment program (YUDYBKRU), mental health center (YUMHBKRU), private therapist (YUTPBKRU), or received treatment from an in-home therapist (YUIHBKRU) because they broke rules or "acted out". None of the write-in other-specify values were applicable for this variable. Adults, youths that did not report receiving services from any of the 6 specialty sources in the past year, and youths that reported receiving services in the past year, but did not indicate a valid reason for receiving services at any of these locations were assigned to the unknown category.

(YUDYBKRU, YUHOBKRU, YUIHBKRU, YUMHBKRU, YURSBKRU, YUTPBKRU)  
SMHBRK2 Len : 1 RC-REV YTH LST RCVD SP MH SVC IN PY BC BROKE RULES

	Freq	Pct
. = No Trt/Unknwn Reason/Aged 18+ (See comment above).....	54117	96.40
0 = Reason Not Indicated (Otherwise).....	1667	2.97
1 = Reason Indicated (Any source variable=1,3) .....	352	0.63

The following variable, SMHEAT2, indicates whether a respondent received their most recent mental health services from at least one specialty mental health source in the past year because they had eating problems. This recode was created by examination of the following source variables: stayed overnight in hospital (YUHOEATP), residential treatment center (YURSEATP), or visited a day treatment program (YUDYEATP), mental health center (YUMHEATP), private therapist (YUTPEATP), or received treatment from an in-home therapist (YUIHEATP) because they had eating problems. None of the write-in other-specify values were applicable for this variable. Adults, youths that did not report receiving services from any of the 6 specialty sources in the past year, and youths that reported receiving services in the past year, but did not indicate a valid reason for receiving services at any of these locations were assigned to the unknown category.

(YUDYEATP, YUHOEATP, YUIHEATP, YUMHEATP, YURSEATP, YUTPEATP)  
SMHEAT2 Len : 1 RC-REV YTH LST RCVD SP MH SVC IN PY BC EATING PROBS

	Freq	Pct
. = No Trt/Unknwn Reason/Aged 18+ (See comment above).....	54130	96.43
0 = Reason Not Indicated (Otherwise).....	1771	3.15
1 = Reason Indicated (Any source variable=1,3) .....	235	0.42

The following variable, SMHANGR2, indicates whether a respondent received their most recent mental health services from at least one specialty mental health source in the past year because they had trouble controlling anger. This recode was created by examination of the following source variables: stayed overnight in hospital (YUHOANGR), residential treatment center (YURSANGR), or visited a day treatment program (YUDYANGR), mental health center (YUMHANGR), private therapist (YUTPANGR), or received treatment from an in-home therapist (YUIHANGR) because they had trouble controlling anger. None of the write-in other-specify values were applicable for this variable. Adults, youths that did not report receiving services from any of the 6 specialty sources in the past year, and youths that reported receiving services in the past year, but did not indicate a valid reason for receiving services at any of these locations were assigned to the unknown category.

(YUDYANGR, YUHOANGR, YUIHANGR, YUMHANGR, YURSANGR, YUTPANGR)  
SMHANGR2 Len : 1 RC-REV YTH LST RCVD SP MH SVC IN PY BC ANGER CNTRL

	Freq	Pct
. = No Trt/Unknwn Reason/Aged 18+ (See comment above).....	54118	96.41
0 = Reason Not Indicated (Otherwise).....	1762	3.14
1 = Reason Indicated (Any source variable=1,3) .....	256	0.46



RECORDED YOUTH MENTAL HEALTH SERVICE UTILIZATION

The following variable, SMHFITE2, indicates whether a respondent received their most recent mental health services from at least one specialty mental health source in the past year because they were in physical fights. This recode was created by examination of the following source variables: stayed overnight in hospital (YUHOFITE), residential treatment center (YURSFITE), or visited a day treatment program (YUDYFITE), mental health center (YUMHFITE), private therapist (YUTPFITE), or received treatment from an in-home therapist (YUIHFITE) because they were in physical fights. None of the write-in other-specify values were applicable for this variable. Adults, youths that did not report receiving services from any of the 6 specialty sources in the past year, and youths that reported receiving services in the past year, but did not indicate a valid reason for receiving services at any of these locations were assigned to the unknown category.

(YUDYFITE, YUHOFITE, YUIHFITE, YUMHFITE, YURSFITE, YUTPFITE)

SMHFITE2

Len : 1 RC-REV YTH LST RCVD SP MH SVC IN PY BC PHYS FIGHT

	Freq	Pct
. = No Trt/Unknwn Reason/Aged 18+ (See comment above).....	54133	96.43
0 = Reason Not Indicated (Otherwise).....	1951	3.48
1 = Reason Indicated (Any source variable=1,3) .....	52	0.09

The following variable, SMHFMLY2, indicates whether a respondent received their most recent mental health services from at least one specialty mental health source in the past year because they had problems at home or in their family. This recode was created by examination of the following source variables: stayed overnight in hospital (YUHOFMLY), residential treatment center (YURSFMLY), or visited a day treatment program (YUDYFMLY), mental health center (YUMHFMLY), private therapist (YUTPFMLY), or received treatment from an in-home therapist (YUIHFMLY) because they had problems at home or in their family, as well as the write-in other-specify variables: most important reason for staying overnight in a hospital, residential treatment center, or visited a day treatment program, mental health center, private therapist, or received treatment from an in-home therapist was because they had problems at home or in their family. A respondent was classified as having indicated that they received mental health services for this reason if any of the above source variables=1, 3 or if any of the write-in other-specify variables indicated home or family problems. Adults, youths that did not report receiving services from any of the 6 specialty sources in the past year, and youths that reported receiving services in the past year, but did not indicate a valid reason for receiving services at any of these locations were assigned to the unknown category.

(YUDYFMLY, YUHOFMLY, YUIHFMLY, YUMHFMLY, YURSFMLY, YUTPFMLY)

SMHFMLY2

Len : 1 RC-YTH RCVD LAST SPEC MH SRVC IN PY B/C HOME/FAM PRB

	Freq	Pct
. = No Trt/Unknwn Reason/Aged 18+ (See comment above).....	54118	96.41
0 = Reason Not Indicated (Otherwise).....	1529	2.72
1 = Reason Indicated (See comment above) .....	489	0.87

The following variable, SMHFRND2, indicates whether a respondent received their most recent mental health services from at least one specialty mental health source in the past year because they had problems with a friend. This recode was created by examination of the following source variables: stayed overnight in hospital (YUHOFRND), residential treatment center (YURSFND), or visited a day treatment program (YUDYFRND), mental health center (YUMHFRND), private therapist (YUTPFND), or received treatment from an in-home therapist (YUIHFRND) because they had problems with a friend. None of the write-in other-specify values were applicable for this variable. Adults, youths that did not report receiving services from any of the 6 specialty sources in the past year, and youths that reported receiving services in the past year, but did not indicate a valid reason for receiving services at any of these locations were assigned to the unknown category.

(YUDYFRND, YUHOFRND, YUIHFRND, YUMHFRND, YURSFND, YUTPFND)

SMHFRND2

Len : 1 RC-REV YTH LST RCVD SP MH SVC IN PY BC PROB W/FRND

	Freq	Pct
. = No Trt/Unknwn Reason/Aged 18+ (See comment above).....	54133	96.43
0 = Reason Not Indicated (Otherwise).....	1759	3.13
1 = Reason Indicated (Any source variable=1,3) .....	244	0.43

The following variable, SMHOTPP2, indicates whether a respondent received their most recent mental health services from at least one specialty mental health source in the past year because they had problems with people other than family or friends. This recode was created by examination of the following source variables: stayed overnight in hospital (YUHOOTPP), residential treatment center (YURSOTPP), or visited a day treatment program (YUDYOTPP), mental health center (YUMHOTPP), private therapist (YUTPOTPP), or received treatment from an in-home therapist (YUIHOTPP) because they had problems with other people other than family or friends, as well as the write-in other-specify variables: most important reason for staying overnight in a hospital, residential treatment center, or visits to a day treatment program, mental health center, private therapist, or received treatment from an in-home therapist because they had problems with other people other than family or friends. A respondent was classified as having indicated that they received mental health services for this reason if any of the above source variables=1, 3 or if any of the write-in other-specify variables indicated problems with others. Adults that did not report receiving services from any of the 6 specialty sources in the past year, and youths that reported receiving services in the past year, but did not indicate a valid reason for receiving services at any of these locations were assigned to the unknown category.

(YUDYOTPP, YUHOOTPP, YUIHOTPP, YUMHOTPP, YURSOTPP, YUTPOTPP)

SMHOTPP2

Len : 1 RC-YTH RCVD LST SPC MH SRVC IN PY B/C PRB W/ OTH PERS

	Freq	Pct
. = No Trt/Unknwn Reason/Aged 18+ (See comment above).....	54128	96.42
0 = Reason Not Indicated (Otherwise).....	1828	3.26
1 = Reason Indicated (See comment above) .....	180	0.32

RECODED YOUTH MENTAL HEALTH SERVICE UTILIZATION

The following variable, SMHSCHL2, indicates whether a respondent received their most recent mental health services from at least one specialty mental health source in the past year because they had problems at school. This recode was created by examination of the following source variables: stayed overnight in hospital (YUHOSCHL), residential treatment center (YURSSCHL), or visited a day treatment program (YUDYSCHL), mental health center (YUMHSCHL), private therapist (YUTPSCHL), or received treatment from an in-home therapist (YUIHSCHL) because they had problems at school. None of the write-in other-specify values were applicable for this variable. Adults, youths that did not report receiving services from any of the 6 specialty sources in the past year, and youths that reported receiving services in the past year, but did not indicate a valid reason for receiving services at any of these locations were assigned to the unknown category.

(YUDYSCHL, YUHOSCHL, YUIHSCHL, YUMHSCHL, YURSSCHL, YUTPSCHL)

SMHSCHL2

Len : 1 RC-REV YTH LST RCVD SP MH SVC IN PY BC PROB AT SCH

	Freq	Pct
. = No Trt/Unknwn Reason/Aged 18+ (See comment above).....	54120	96.41
0 = Reason Not Indicated (Otherwise).....	1665	2.97
1 = Reason Indicated (Any source variable=1,3) .....	351	0.63

The following variable, SMHMEND2, indicates whether a respondent received their most recent mental health services from at least one specialty mental health source in the past year because they had a diagnosed mental disorder. This recode was created based only on responses to other-specify write-in variables: most important reason for staying overnight in a hospital, residential treatment center, or visited a day treatment program, mental health center, private therapist, or received treatment from an in-home therapist was because they had a diagnosed mental disorder. A respondent was classified as having indicated that they received mental health services for this reason if any of the above other-specify variables indicated reasons related to mental disorders. Adults, youths that did not report receiving services from any of the 6 specialty sources in the past year, and youths that reported receiving services in the past year, but did not indicate a valid reason for receiving services at any of these locations were assigned to the unknown category.

SMHMEND2

Len : 1 RC-YTH RCVD LAST SPEC MH SRVC IN PY B/C DIAG MNTL DIS

	Freq	Pct
. = No Trt/Unknwn Reason/Aged 18+ (See comment above).....	54172	96.50
0 = Reason Not Indicated (Otherwise).....	1911	3.40
1 = Reason Indicated (See comment above) .....	53	0.09

The following variable, SMHOTH3, indicates whether a respondent received their most recent mental health services from at least one specialty mental health source in the past year because of some other reason. This recode was created based only on responses to other-specify write-in variables: most important reason for staying overnight in a hospital, residential treatment center, or visited a day treatment program, mental health center, private therapist, or received treatment from an in-home therapist because of some other reason. A respondent was classified as having indicated that they received mental health services for this reason if any of the above other-specify variables indicated some other reason. Adults, youths that did not report receiving services from any of the 6 specialty sources in the past year, and youths that reported receiving services in the past year, but did not indicate a valid reason for receiving services at any of these locations were assigned to the unknown category.

SMHOTH3

Len : 1 RC-YTH RCVD LAST SPEC MH SRVC IN PY B/C OTHER REASONS

	Freq	Pct
. = No Trt/Unknwn Reason/Aged 18+ (See comment above).....	54158	96.48
0 = Reason Not Indicated (Otherwise).....	1771	3.15
1 = Reason Indicated (See comment above) .....	207	0.37

NOTE: The following 13 variables contain the reasons youths last talked with their school social worker, school psychologist, or school counselor in the past year. These variables are not comparable with variables named SHCNXXX in NSDUHs prior to 2009 due to questionnaire changes in the Youth Mental Health Utilization module. During the 2017 NSDUH, updates were made to classify certain patterns of responses as 'Reason Not Indicated' rather than 'No Trt/Unknwn Reason/Aged 18+'. Due to the small impact on the estimates, these variables are still considered comparable to prior years and were not renamed. Starting with the 2017 Detailed Tables, the reasons youths last talked with their school social worker, school psychologist, or school counselor in the past year estimates in 2016 and later years are based on these updated versions. As a result, the 2016 estimates presented in the 2017 Detailed Tables may differ from previously published estimates.

The following variables, SHSWXXX, indicate whether a respondent last talked with their school social worker, school psychologist, or school counselor in the past year because of respective reasons. Youths were assigned a "Reason not indicated" for the specific reason if they did not indicate that specific reason for their last talk with their school social worker, school psychologist, or school counselor (YUSWXXXX=6) but did indicate one of the other 12 reasons. Adults, youths that did not report or had unknown information about receiving services from a school social worker, school psychologist, or school counselor in the past year, and youths that reported receiving services in the past year, but did not indicate any valid reason for receiving services were assigned to the unknown category.

(YUSWSUIC)

SHWSUIC

Len : 1 RC-YTH LAST TLKD W/ SCH SOC WRKR IN PY B/C TRIED SUIC

	Freq	Pct
. = No/Unkn Trt/Unkn Reas/Aged 18+ (See comment above).....	54683	97.41
0 = Reason Not Indicated (See comment above).....	1189	2.12
1 = Reason Indicated (YUSWSUIC=1,3) .....	264	0.47



RECORDED YOUTH MENTAL HEALTH SERVICE UTILIZATION

(YUSWDEPR)  
SHSWDPR

Len : 1 RC-YTH LAST TLKD W/ SCH SOC WRKR IN PY B/C DEPRESSED

	Freq	Pct
. = No/Unkn Trt/Unkn Reas/Aged 18+ (See comment above SHSWSUI).....	54683	97.41
0 = Reason Not Indicated (See comment above SHSWSUI) .....	785	1.40
1 = Reason Indicated (YUSWDEPR=1,3) .....	668	1.19

(YUSWFEAR)  
SHSWFEA

Len : 1 RC-YTH LAST TLKD W/ SCH SOC WRKR IN PY B/C AFRD/TENSE

	Freq	Pct
. = No/Unkn Trt/Unkn Reas/Aged 18+ (See comment above SHSWSUI).....	54683	97.41
0 = Reason Not Indicated (See comment above SHSWSUI) .....	1086	1.93
1 = Reason Indicated (YUSWFEAR=1,3) .....	367	0.65

(YUSWBKRU)  
SHSWBRK

Len : 1 RC-YTH LAST TLKD W/ SCH SOC WRKR IN PY B/C BROKE RULE

	Freq	Pct
. = No/Unkn Trt/Unkn Reas/Aged 18+ (See comment above SHSWSUI).....	54683	97.41
0 = Reason Not Indicated (See comment above SHSWSUI) .....	1222	2.18
1 = Reason Indicated (YUSWBKRU=1,3) .....	231	0.41

(YUSWEATP)  
SHSWEAT

Len : 1 RC-YTH LAST TLKD W/ SCH SOC WRKR IN PY B/C EATNG PROB

	Freq	Pct
. = No/Unkn Trt/Unkn Reas/Aged 18+ (See comment above SHSWSUI).....	54683	97.41
0 = Reason Not Indicated (See comment above SHSWSUI) .....	1363	2.43
1 = Reason Indicated (YUSWEATP=1,3).....	90	0.16

(YUSWANGR)  
SHSWANGR

Len : 1 RC-YTH LAST TLKD W/ SCH SOC WRKR IN PY B/C ANGR CNTRL

	Freq	Pct
. = No/Unkn Trt/Unkn Reas/Aged 18+ (See comment above SHSWSUI).....	54684	97.41
0 = Reason Not Indicated (See comment above SHSWSUI) .....	1331	2.37
1 = Reason Indicated (YUSWANGR=1,3) .....	121	0.22

(YUSWFITE)  
SHSWFITE

Len : 1 RC-YTH LAST TLKD W/ SCH SOC WRKR IN PY B/C PHYS FIGHT

	Freq	Pct
. = No/Unkn Trt/Unkn Reas/Aged 18+ (See comment above SHSWSUI).....	54684	97.41
0 = Reason Not Indicated (See comment above SHSWSUI) .....	1405	2.50
1 = Reason Indicated (YUSWFITE=1,3) .....	47	0.08

(YUSWFMLY)  
SHSWFMLY

Len : 1 RC-YTH LAST TLKD W/ SCH SOC WKR IN PY B/C HME/FAM PRB

	Freq	Pct
. = No/Unkn Trt/Unkn Reas/Aged 18+ (See comment above SHSWSUI).....	54684	97.41
0 = Reason Not Indicated (See comment above SHSWSUI) .....	1272	2.27
1 = Reason Indicated (YUSWFMLY=1,3 or home/fam prob).....	180	0.32

(YUSWFRND)  
SHSWFRND

Len : 1 RC-YTH LAST TLKD W/ SCH SOC WRKR IN PY B/C FRND PROB

	Freq	Pct
. = No/Unkn Trt/Unkn Reas/Aged 18+ (See comment above SHSWSUI).....	54684	97.41
0 = Reason Not Indicated (See comment above SHSWSUI) .....	1230	2.19
1 = Reason Indicated (YUSWFRND=1,3).....	222	0.40

(YUSWOTPP)  
SHSWOTPP

Len : 1 RC-YTH LAST TLKD W/ SCH SOC WRKR IN PY B/C PRB W/ OTH

	Freq	Pct
. = No/Unkn Trt/Unkn Reas/Aged 18+ (See comment) .....	54684	97.41
0 = Reason Not Indicated (See comment above SHSWSUI) .....	1339	2.39
1 = Reason Indicated(YUSWOTPP=1,3 or problem w/others).....	113	0.20

RECODED YOUTH MENTAL HEALTH SERVICE UTILIZATION

(YUSWSCHL)  
SHSWSCHL

Len : 1 RC-YTH LAST TLKD W/ SCH SOC WRKR IN PY B/C SCHL PROB

	Freq	Pct
. = No/Unkn Trt/Unkn Reas/Aged 18+ (See comment above SHSWSUI).....	54684	97.41
0 = Reason Not Indicated (See comment above SHSWSUI) .....	1134	2.02
1 = Reason Indicated (YUSWSCHL=1,3) .....	318	0.57

NOTE: The following two variables indicate whether a respondent last talked with their school social worker, school psychologist, or school counselor in the past year because they had a self-reported mental disorder or because of some other reason. In addition to the changes described in the note above SHSWSUI, further updates were made to these two variables during the 2017 NSDUH. These updates recategorized three OTHER, specify levels from 'some other reason' to 'self-reported mental disorder'. Due to the small combined impact of both changes on the estimates, these variables are still considered comparable to prior years and were not renamed. Starting with the 2017 Detailed Tables, the reasons youths last talked with their school social worker, school psychologist, or school counselor in the past year estimates in 2016 and later years are based on these updated versions. As a result, the 2016 estimates presented in the 2017 Detailed Tables may differ from previously published estimates.

SHSWMEND

Len : 1 RC-YTH LAST TLKD W/ SCH SOC WRK IN PY B/C SR MNTL DISDR

	Freq	Pct
. = No/Unkn Trt/Unkn Reas/Aged 18+ (See comment above SHSWSUI).....	54710	97.46
0 = Reason Not Indicated (See comment above SHSWSUI) .....	1420	2.53
1 = Reason Indicated (Diagnosed with mental disorder).....	6	0.01

For the following variable, SHSWOTH2, a respondent was classified as having indicated that they talked with school social worker for some other reason.

SHSWOTH2

Len : 1 RC-YTH LAST TLKD W/ SCH SOC WRKR IN PY B/C OTH REASON

	Freq	Pct
. = No/Unkn Trt/Unkn Reas/Aged 18+ (See comment above SHSWSUI).....	54710	97.46
0 = Reason Not Indicated (See comment above SHSWSUI) .....	1316	2.34
1 = Reason Indicated (Indicated some other reason).....	110	0.20

NOTE: The following 13 variables contain the reasons youths last talked with their family doctor or pediatrician in the past year. During the 2017 NSDUH, updates were made to classify certain patterns of responses as 'Reason Not Indicated' rather than 'No Trt/Unknwn Reason/Aged 18+'. Due to the small impact on the estimates, these variables are still considered comparable to prior years and were not renamed. Starting with the 2017 Detailed Tables, the reasons youths last talked with their family doctor or pediatrician in the past year estimates in 2016 and later years are based on these updated versions. As a result, the 2016 estimates presented in the 2017 Detailed Tables may differ from previously published estimates.

The following variables, FDOCXXX, indicate whether a respondent last talked with their family doctor or pediatrician in the past year because of respective reasons. Youths were assigned a "Reason not indicated" for the specific reason if they did not indicate that specific reason for their last talk with their family doctor or pediatrician (YUFDXXX=6) but did indicate one of the other 12 reasons. Adults, youths that did not report or had unknown information about receiving services from a family doctor or pediatrician in the past year, and youths that reported receiving services in the past year, but did not indicate any valid reason for receiving services were assigned to the unknown category.

(YUFDSUIC)  
FDOCSUI

Len : 1 RC-YTH LAST SAW FAM DOC IN PY B/C TRIED SUIC

	Freq	Pct
. = No/Unkn Trt/Unkn Reas/Aged 18+ (See comment above).....	55689	99.20
0 = Reason Not Indicated (See comment above).....	350	0.62
1 = Reason Indicated (YUFDSUIC=1,3) .....	97	0.17

(YUFDDEPR)  
FDOC DPR

Len : 1 RC-YTH LAST SAW FAM DOC IN PY B/C DEPRESSED

	Freq	Pct
. = No/Unkn Trt/Unkn Reas/Aged 18+ (See comment above FDOCSUI) .....	55689	99.20
0 = Reason Not Indicated (See comment above FDOCSUI).....	202	0.36
1 = Reason Indicated (YUFDDEPR=1,3) .....	245	0.44

(YUFD FEAR)  
FDOC FEA

Len : 1 RC-YTH LAST SAW FAM DOC IN PY B/C AFRAID/TENSE

	Freq	Pct
. = No/Unkn Trt/Unkn Reas/Aged 18+ (See comment above FDOCSUI) .....	55689	99.20
0 = Reason Not Indicated (See comment above FDOCSUI).....	329	0.59
1 = Reason Indicated (YUFD FEAR=1,3) .....	118	0.21

RECODED YOUTH MENTAL HEALTH SERVICE UTILIZATION

(YUFDBKRU)  
FDOCBRK

Len : 1 RC-YTH LAST SAW FAM DOC IN PY B/C BROKE RULES		
. = No/Unkn Trt/Unkn Reas/Aged 18+ (See comment above FDOCSUI) .....	<b>Freq</b>	<b>Pct</b>
0 = Reason Not Indicated (See comment above FDOCSUI).....	55689	99.20
1 = Reason Indicated (YUFDBKRU=1,3) .....	391	0.70
	56	0.10

(YUFDEATP)  
FDOCEAT

Len : 1 RC-YTH LAST SAW FAM DOC IN PY B/C EATING PROBS		
. = No/Unkn Trt/Unkn Reas/Aged 18+ (See comment above FDOCSUI) .....	<b>Freq</b>	<b>Pct</b>
0 = Reason Not Indicated (See comment above FDOCSUI).....	55689	99.20
1 = Reason Indicated (YUFDEATP=1,3) .....	386	0.69
	61	0.11

(YUFDANGR)  
FDOCANGR

Len : 1 RC-YTH LAST SAW FAM DOC IN PY B/C ANGER CONTROL		
. = No/Unkn Trt/Unkn Reas/Aged 18+ (See comment above FDOCSUI) .....	<b>Freq</b>	<b>Pct</b>
0 = Reason Not Indicated (See comment above FDOCSUI).....	55689	99.20
1 = Reason Indicated (YUFDANGR=1,3) .....	411	0.73
	36	0.06

(YUFDFITE)  
FDOCFITE

Len : 1 RC-YTH LAST SAW FAM DOC IN PY B/C PHYS FIGHT		
. = No/Unkn Trt/Unkn Reas/Aged 18+ (See comment above FDOCSUI) .....	<b>Freq</b>	<b>Pct</b>
0 = Reason Not Indicated (See comment above FDOCSUI).....	55689	99.20
1 = Reason Indicated (YUFDFITE=1,3).....	443	0.79
	4	0.01

(YUFDFMLY)  
FDOCFMLY

Len : 1 RC-YTH LAST SAW FAM DOC IN PY B/C HOME/FAM PROB		
. = No/Unkn Trt/Unkn Reas/Aged 18+ (See comment above FDOCSUI) .....	<b>Freq</b>	<b>Pct</b>
0 = Reason Not Indicated (See comment above FDOCSUI).....	55689	99.20
1 = Reason Indicated (YUFDFMLY=1,3 or home/fam prob).....	412	0.73
	35	0.06

(YUFDFRND)  
FDOCFRND

Len : 1 RC-YTH LAST SAW FAM DOC IN PY B/C PROB W/ FRND		
. = No/Unkn Trt/Unkn Reas/Aged 18+ (See comment above FDOCSUI) .....	<b>Freq</b>	<b>Pct</b>
0 = Reason Not Indicated (See comment above FDOCSUI).....	55689	99.20
1 = Reason Indicated (YUFDFRND=1,3).....	420	0.75
	27	0.05

(YUFDOTPP)  
FDOCOTPP

Len : 1 RC-YTH LAST SAW FAM DOC IN PY B/C PROB W/ OTHER PERS		
. = No/Unkn Trt/Unkn Reas/Aged 18+ (See comment above FDOCSUI) .....	<b>Freq</b>	<b>Pct</b>
0 = Reason Not Indicated (See comment above FDOCSUI).....	55689	99.20
1 = Reason Indicated(YUFDOTPP=1,3 or problem w/others).....	433	0.77
	14	0.02

(YUFDSCHL)  
FDOCSCHL

Len : 1 RC-YTH LAST SAW FAM DOC IN PY B/C PROB AT SCH		
. = No/Unkn Trt/Unkn Reas/Aged 18+ (See comment above FDOCSUI) .....	<b>Freq</b>	<b>Pct</b>
0 = Reason Not Indicated (See comment above FDOCSUI).....	55689	99.20
1 = Reason Indicated (YUFDSCHL=1,3) .....	397	0.71
	50	0.09

RECODED YOUTH MENTAL HEALTH SERVICE UTILIZATION

NOTE: The following two variables indicate whether a respondent last talked with their family doctor or pediatrician in the past year because they had a self-reported mental disorder or because of some other reason. In addition to the changes described in the note above FDOCSUI, further updates were made to these two variables during the 2017 NSDUH. These updates recategorized three OTHER, specify levels from 'some other reason' to 'self-reported mental disorder'. Due to the small combined impact of both changes on the estimates, these variables are still considered comparable to prior years and were not renamed. Starting with the 2017 Detailed Tables, the reasons youths last talked with their family doctor or pediatrician in the past year estimates in 2016 and later years are based on these updated versions. As a result, the 2016 estimates presented in the 2017 Detailed Tables may differ from previously published estimates.

FDOCMEND Len : 1 RC-YTH LAST SAW FAM DOC IN PY B/C SR MNTL DISDR

	Freq	Pct
. = No/Unkn Trt/Unkn Reason/Aged 18+ (See comment above FDOCSUI) .....	55695	99.21
0 = Reason Not Indicated (See comment above FDOCSUI).....	421	0.75
1 = Reason Indicated (Diagnosed with mental disorder).....	20	0.04

For the following variable, FDOCOTH2, a respondent was classified as having indicated that they talked with their family doctor or pediatrician for some other reason.

FDOCOTH2 Len : 1 RC-YTH LAST SAW FAM DOC IN PY B/C OTHER REASONS

	Freq	Pct
. = No/Unkn Trt/Unkn Reason/Aged 18+ (See comment above FDOCSUI) .....	55695	99.21
0 = Reason Not Indicated (See comment above FDOCSUI).....	410	0.73
1 = Reason Indicated (See comment above) .....	31	0.06

NOTE: The following four variables were created by using a combination of variables from the following sections: Recoded Youth Mental Health Service Utilization and Recoded Drug Treatment. Specifications on how the individual Recoded Youth Mental Health Service Utilization variables were defined can be found above. Specifications on how the individual Recoded Drug Treatment variable was defined can be found in the Recoded Drug Treatment section.

The following four variables were created based on three source variables: received specialty mental health services in the past year (ANYSMH2), received non-specialty mental health services in the past year (ANYNSMH), and received substance use treatment at a specialty facility in the past year (TXYRSPILAL).

The following variable, YMHOSPTX, indicates whether a youth reported receiving mental health services in the past year or substance use treatment at a specialty facility in the past year. A respondent was assigned a positive response if they were 12 to 17 years old and received specialty/non-specialty mental health services, or received substance use treatment at a specialty facility in the past year (AGE2=1-6 and ((ANYSMH2=1 or ANYNSMH=1) or TXYRSPILAL=1)). A respondent was assigned a negative response if they were 12 to 17 years old and did not receive specialty or non-specialty mental health services, and did not receive substance use treatment at a specialty facility in the past year (AGE2=1-6 and (ANYSMH2=0 and ANYNSMH=0) and TXYRSPILAL=0).

(ANYSMH, ANYSMH2, TXYRSPILAL)

YMHOSPTX Len : 1 RC-YOUTH: RCVD MH SRVC OR SUB TRT AT SPEC FAC IN PST YR

	Freq	Pct
. = Unknown/Aged 18+ (Otherwise).....	43127	76.83
0 = No MH & No Sub Trt (see comment above) .....	9337	16.63
1 = MH or Sub Trt at Spc Fac (see comment above).....	3672	6.54

The following variable, YMHNSPTX, indicates whether a youth reported receiving mental health services in the past year but not substance use treatment at a specialty facility in the past year. A respondent was assigned a positive response if they were 12 to 17 years old and received specialty or non-specialty mental health services, but did not receive substance use treatment at a specialty facility in the past year (AGE2=1-6 and (ANYSMH2=1 or ANYNSMH=1) and TXYRSPILAL=0). A respondent was assigned a negative response if they were 12 to 17 years old and they either did not receive specialty or non-specialty mental health services, or they received substance use treatment at a specialty facility in the past year (AGE2=1-6 and ((ANYSMH2=0 and ANYNSMH=0) or TXYRSPILAL=1)).

(ANYSMH, ANYSMH2, TXYRSPILAL)

YMHNSPTX Len : 1 RC-YOUTH: RCVD MH SRVC BUT NOT SUB TRT AT SPEC FAC IN PST YR

	Freq	Pct
. = Unknown/Aged 18+ (Otherwise).....	43127	76.83
0 = Otherwise (See comment above) .....	9379	16.71
1 = Mental Health Srvc Only (see comment above).....	3630	6.47

RECODED YOUTH MENTAL HEALTH SERVICE UTILIZATION

The following variable, YSPTXNMH, indicates whether a youth reported receiving substance use treatment at specialty facility in the past year but not receiving mental health services in the past year. A respondent was assigned a positive response if they were 12 to 17 years old and did not receive specialty or non-specialty mental health services, but did receive substance use treatment at a specialty facility in the past year (AGE2=1-6 and (ANYSMH2=0 and ANYNSMH=0) and TXYRSPILAL=1). A respondent was assigned a negative response if they were 12 to 17 years old and either received specialty or non-specialty mental health services, or they did not receive substance use treatment at a specialty facility in the past year (AGE2=1-6 and ((ANYSMH2=1 or ANYNSMH=1) or TXYRSPILAL=0)).

(ANYSMH, ANYSMH2, TXYRSPILAL)

YSPTXNMH

Len : 1 RC-YOUTH: RCVD SUB TRT AT SPEC FAC BUT NOT MH SRVC IN PST YR

	Freq	Pct
. = Unknown/Aged 18+ (Otherwise).....	42741	76.14
0 = Otherwise (see comment above).....	13375	23.83
1 = Sub Trt at Spc Fac Only (see comment above).....	20	0.04

The following variable, YMHASPTX, indicates whether a youth reported receiving both mental treatment services and substance use treatment at specialty facility in the past year. A respondent was assigned a positive response if they were 12 to 17 years old and received specialty or non-specialty mental health services, and received substance use treatment at a specialty facility in the past year (AGE2=1-6 and (ANYSMH2=1 or ANYNSMH=1) and TXYRSPILAL=1). A respondent was assigned a negative response if they were 12 to 17 years old and did not receive specialty or non-specialty mental health services, or did not receive substance use treatment at a specialty facility in the past year (AGE2=1-6 and ((ANYSMH2=0 and ANYNSMH=0) or TXYRSPILAL=0)).

(ANYSMH, ANYSMH2, TXYRSPILAL)

YMHASPTX

Len : 1 RC-YOUTH: RCVD BOTH MH SRVC AND SUB TRT AT SPEC FAC IN PY

	Freq	Pct
. = Unknown/Aged 18+ (Otherwise).....	42741	76.14
0 = Otherwise (see comment above).....	13375	23.83
1 = MH Srvc & Sub Trt at Spc Fac(see comment above).....	20	0.04

ADOLESCENT DEPRESSION

**ADOLESCENT DEPRESSION**

*The values in this section may be inconsistent with values for variables in other sections of the interview. Items in this section were edited when respondents legitimately skipped out of these items based on prior answers in earlier sections. Otherwise, variables in one section of the interview generally were not edited to make them consistent with variables in another section of the interview. This note applies to variables in this section marked by a<sup>1</sup>.*

Have you ever in your life had a period of time lasting several days or longer when most of the day you felt sad, empty, or depressed?

(YDS21)

YODPREV<sup>1</sup>

Len : 2	EVER HAD SEVERAL DAYS WHRE FELT SAD/EMPTY/DEPRSSD		
		<b>Freq</b>	<b>Pct</b>
	1 = Yes.....	6350	11.31
	2 = No.....	6804	12.12
	85 = BAD DATA Logically assigned .....	10	0.02
	94 = DON'T KNOW.....	126	0.22
	97 = REFUSED .....	105	0.19
	98 = BLANK (NO ANSWER) .....	2	0.00
	99 = LEGITIMATE SKIP.....	42739	76.13

Have you ever had a period of time lasting several days or longer when most of the day you felt very discouraged or hopeless about how things were going in your life?

(YDS22)

YODSCEV<sup>1</sup>

Len : 2	EVER HAD PER OF TIME WHERE FELT DISCRGD OR HPELSS		
		<b>Freq</b>	<b>Pct</b>
	1 = Yes.....	620	1.10
	2 = No.....	6201	11.05
	85 = BAD DATA Logically assigned .....	1	0.00
	94 = DON'T KNOW.....	112	0.20
	97 = REFUSED .....	102	0.18
	98 = BLANK (NO ANSWER) .....	11	0.02
	99 = LEGITIMATE SKIP.....	49089	87.45

Have you ever had a period of time lasting several days or longer when you lost interest and became bored with most things you usually enjoy, like work, hobbies, and personal relationships?

(YDS23)

YOLOSEV<sup>1</sup>

Len : 2	EVER HAD PER OF TIME LST INTRST IN ENJOYABLE THGS		
		<b>Freq</b>	<b>Pct</b>
	1 = Yes.....	926	1.65
	2 = No.....	5294	9.43
	85 = BAD DATA Logically assigned .....	1	0.00
	94 = DON'T KNOW.....	113	0.20
	97 = REFUSED .....	82	0.15
	98 = BLANK (NO ANSWER) .....	11	0.02
	99 = LEGITIMATE SKIP.....	49709	88.55

During times when you felt sad, empty, or depressed most of the day, did you ever feel discouraged about how things were going in your life?

(YD01)

YODPDISC<sup>1</sup>

Len : 2	FEEEL DISCRGD ABOUT LIFE WHEN SAD/EMPTY/DEPRESSED		
		<b>Freq</b>	<b>Pct</b>
	1 = Yes.....	5496	9.79
	2 = No.....	793	1.41
	85 = BAD DATA Logically assigned.....	9	0.02
	94 = DON'T KNOW.....	50	0.09
	97 = REFUSED .....	11	0.02
	98 = BLANK (NO ANSWER) .....	158	0.28
	99 = LEGITIMATE SKIP.....	49619	88.39

ADOLESCENT DEPRESSION

During the times when you felt sad, empty, or depressed, did you ever lose interest and become really bored with most things like school, work, hobbies, and other things that are usually fun for you, like listening to music, watching TV, movies, or sports, playing computer games, or going out with friends?

(YD01A, YD01B)  
YODPLSN<sup>1</sup>

Len : 2 EVER LOSE INT IN THINGS WHEN SAD/EMPTY/DEPRESSED		Freq	Pct
1 = Yes.....		4815	8.58
2 = No.....		1504	2.68
85 = BAD DATA Logically assigned.....		9	0.02
94 = DON'T KNOW.....		26	0.05
97 = REFUSED.....		5	0.01
98 = BLANK (NO ANSWER).....		158	0.28
99 = LEGITIMATE SKIP.....		49619	88.39

During times when you felt discouraged about how things were going in your life, did you ever lose interest and become really bored with most things like school, work, hobbies, and other things that are usually fun for you, like listening to music, watching TV, movies, or sports, playing computer games, or going out with friends?

(YD02)  
YODSLSN<sup>1</sup>

Len : 2 EVER LOSE INT IN THGS WHEN FEELING DISCOURGAGED		Freq	Pct
1 = Yes.....		349	0.62
2 = No.....		265	0.47
94 = DON'T KNOW.....		5	0.01
97 = REFUSED.....		1	0.00
98 = BLANK (NO ANSWER).....		180	0.32
99 = LEGITIMATE SKIP.....		55336	98.57

Did you ever have a period of time like this that lasted most of the day almost every day for two weeks or longer?

(YD09)  
YOLS12WK<sup>1</sup>

Len : 2 PERIOD OF TIME LASTED EVERY DAY FOR 2 WKS /LNGR		Freq	Pct
1 = Yes.....		155	0.28
2 = No.....		755	1.34
85 = BAD DATA Logically assigned.....		1	0.00
94 = DON'T KNOW.....		14	0.02
97 = REFUSED.....		2	0.00
98 = BLANK (NO ANSWER).....		206	0.37
99 = LEGITIMATE SKIP.....		55003	97.98

Think about the times when you [FEELFILL]. Did you ever have a period of time like this that lasted most of the day, almost every day, for two weeks or longer?

(YD12)  
YODPR2WK<sup>1</sup>

Len : 2 TIME WHEN [FEELFILL] LSTD EVRYDY 2 WKS OR LNGR		Freq	Pct
1 = Yes.....		4554	8.11
2 = No.....		2339	4.17
85 = BAD DATA Logically assigned.....		9	0.02
94 = DON'T KNOW.....		65	0.12
97 = REFUSED.....		12	0.02
98 = BLANK (NO ANSWER).....		171	0.30
99 = LEGITIMATE SKIP.....		48986	87.26

ADOLESCENT DEPRESSION

Think of times lasting two weeks or longer when [NUMPROBS] with your mood [WASWERE] most severe and frequent. During those times, how long did your [FEELNOUN] usually last?

(YD16)

YOWRHRS<sup>1</sup>

Len : 2 TIME THAT MOST SEVERE/FREQUENT MOOD LASTED

	Freq	Pct
1 = Less than 1 hour.....	532	0.95
2 = At least 1 hour but no more than 3 hours .....	1244	2.22
3 = At least 3 hours but no more than 5 hours.....	1184	2.11
4 = 5 hours or more.....	1654	2.95
85 = BAD DATA Logically assigned .....	10	0.02
94 = DON'T KNOW .....	76	0.14
97 = REFUSED .....	19	0.03
98 = BLANK (NO ANSWER) .....	290	0.52
99 = LEGITIMATE SKIP.....	51127	91.08

Still thinking of times lasting two weeks or longer when [NUMPROBS] with your mood [WASWERE] most severe and frequent, how strong were your bad feelings during those times?

(YD17)

YOWRDST<sup>1</sup>

Len : 2 HOW STRONG WERE BAD FEELINGS DURING 2 WKS

	Freq	Pct
1 = Mild .....	485	0.86
2 = Moderate.....	1609	2.87
3 = Severe .....	1481	2.64
4 = Very Severe .....	519	0.92
85 = BAD DATA Logically assigned .....	1	0.00
94 = DON'T KNOW .....	60	0.11
97 = REFUSED .....	23	0.04
98 = BLANK (NO ANSWER) .....	299	0.53
99 = LEGITIMATE SKIP.....	51659	92.02

Again, think of times lasting two weeks or longer when [NUMPROBS] with your mood [WASWERE] most severe and frequent.

How often, during those times, did you feel so bad that nothing could cheer you up?

(YD18)

YOWRCHR<sup>1</sup>

Len : 2 BAD FEELINGS SO SEVERE NOTHING COULD CHEER YOU UP

	Freq	Pct
1 = Often.....	1200	2.14
2 = Sometimes .....	1903	3.39
3 = Not very often.....	780	1.39
4 = Never .....	242	0.43
85 = BAD DATA Logically assigned.....	1	0.00
94 = DON'T KNOW .....	30	0.05
97 = REFUSED .....	22	0.04
98 = BLANK (NO ANSWER) .....	299	0.53
99 = LEGITIMATE SKIP.....	51659	92.02

Once again, please think of times lasting two weeks or longer when [NUMPROBS] with your mood [WASWERE] most severe and frequent.

How often, during those times, did you feel so bad that you could not carry out your daily activities?

(YD19)

YOWRIMP<sup>1</sup>

Len : 2 MOOD SO SEVERE COULDN'T DO DLY ACTIVITIES

	Freq	Pct
1 = Often.....	862	1.54
2 = Sometimes .....	1516	2.70
3 = Not very often.....	1084	1.93
4 = Never .....	663	1.18
85 = BAD DATA Logically assigned .....	1	0.00
94 = DON'T KNOW .....	32	0.06
97 = REFUSED .....	20	0.04
98 = BLANK (NO ANSWER) .....	299	0.53
99 = LEGITIMATE SKIP.....	51659	92.02



ADOLESCENT DEPRESSION

People who have problems with their mood often have other problems at the same time. These problems may include things like changes in:

- sleep
- eating
- energy
- the ability to keep their mind on things
- feeling badly about themselves

Did you ever have any of these problems during a period of time when you [FEELFILL] for two weeks or longer?

(YD21)

YODPPROB<sup>1</sup>

Len : 2 EVER HAVE OTH PRBLMS DURING 2 WKS OR LONGER

	Freq	Pct
1 = Yes.....	3336	5.94
2 = No.....	734	1.31
85 = BAD DATA Logically assigned.....	1	0.00
94 = DON'T KNOW.....	20	0.04
97 = REFUSED.....	12	0.02
98 = BLANK (NO ANSWER).....	299	0.53
99 = LEGITIMATE SKIP.....	51734	92.16

Think again about these other problems we just mentioned. They include things like changes in:

- sleep
- eating
- energy
- the ability to keep their mind on things
- feeling badly about themselves

Can you think of the worst time when you [FEELFILL] for two weeks or longer and also had these other problems at the same time?

(YD22)

YOWRPROB<sup>1</sup>

Len : 2 ONE PARTICULAR TIME THAT IS THE WORST ONE EVER

	Freq	Pct
1 = Yes.....	2713	4.83
2 = No.....	593	1.06
94 = DON'T KNOW.....	24	0.04
97 = REFUSED.....	6	0.01
98 = BLANK (NO ANSWER).....	332	0.59
99 = LEGITIMATE SKIP.....	52468	93.47

How old were you when that worst period of time started?

Then think of the most recent time you [FEELFILL] for two weeks or longer and you had these other problems at the same time.

How old were you when that time started?

(YD22A, YD22C)

YOWRAGE<sup>1</sup>

Len : 3 AGE WHEN WORST PERIOD OF TIME STARTED

	Freq	Pct
RANGE = 1 - 17.....	3226	5.75
994 = DON'T KNOW.....	95	0.17
997 = REFUSED.....	15	0.03
998 = BLANK (NO ANSWER).....	332	0.59
999 = LEGITIMATE SKIP.....	52468	93.47

In answering the next questions, think about the period of time/most recent period of time when your [FEELNOUN] and other problems were the worst.

During that time, did you feel sad, empty, or depressed for most of the day nearly every day?

(YD24A)

YOWRDEPR<sup>1</sup>

Len : 2 WHEN PRBLMS WORST FELT SAD/EMPTY/DPRSD EVERY DAY

	Freq	Pct
1 = Yes.....	2572	4.58
2 = No.....	735	1.31
94 = DON'T KNOW.....	19	0.03
97 = REFUSED.....	10	0.02
98 = BLANK (NO ANSWER).....	332	0.59
99 = LEGITIMATE SKIP.....	52468	93.47

ADOLESCENT DEPRESSION

During that [TIMEFILL] period of time, did you feel discouraged about how things were going in your life most of the day nearly every day?

(YD24C)

YOWRDISC<sup>1</sup>

Len : 2 WHEN PRBLMS WRST FELT DISCRGED ABT LIFE EVERY DAY

	Freq	Pct
1 = Yes.....	2564	4.57
2 = No.....	740	1.32
94 = DON'T KNOW.....	21	0.04
97 = REFUSED.....	11	0.02
98 = BLANK (NO ANSWER).....	332	0.59
99 = LEGITIMATE SKIP.....	52468	93.47

During that [TIMEFILL] period of time, did you become bored with almost everything like school, work, hobbies, and things you like to do for fun?

(YD24E)

YOWRLSIN<sup>1</sup>

Len : 2 WHEN PRBLMS WORST LOSE INTRST IN ENJOYABLE THINGS

	Freq	Pct
1 = Yes.....	2652	4.72
2 = No.....	661	1.18
94 = DON'T KNOW.....	15	0.03
97 = REFUSED.....	8	0.01
98 = BLANK (NO ANSWER).....	332	0.59
99 = LEGITIMATE SKIP.....	52468	93.47

During that [TIMEFILL] period of time, did you feel like nothing was fun even when good things were happening?

(YD24F)

YOWRPLSR<sup>1</sup>

Len : 2 WHEN PRBLMS WORST FEEL NO FUN IN GOOD THINGS

	Freq	Pct
1 = Yes.....	2377	4.23
2 = No.....	934	1.66
94 = DON'T KNOW.....	15	0.03
97 = REFUSED.....	10	0.02
98 = BLANK (NO ANSWER).....	332	0.59
99 = LEGITIMATE SKIP.....	52468	93.47

The next questions are about changes in appetite and weight.

In answering these questions, think about the period of time/most recent period of time when your [FEELNOUN] and other problems were the worst.

Did you eat much less than usual almost every day during that time?

(YD26A)

YOWRELES<sup>1</sup>

Len : 2 WHEN PRBLMS WORST EAT LESS THAN USUAL EVERY DAY

	Freq	Pct
1 = Yes.....	1743	3.10
2 = No.....	1356	2.42
94 = DON'T KNOW.....	30	0.05
97 = REFUSED.....	5	0.01
98 = BLANK (NO ANSWER).....	347	0.62
99 = LEGITIMATE SKIP.....	52655	93.80

Did you eat much more than usual almost every day?

(YD26B)

YOWREMOR<sup>1</sup>

Len : 2 WHEN PRBLMS WORST EAT MORE THAN USUAL EVERY DAY

	Freq	Pct
1 = Yes.....	525	0.94
2 = No.....	834	1.49
94 = DON'T KNOW.....	27	0.05
97 = REFUSED.....	5	0.01
98 = BLANK (NO ANSWER).....	347	0.62
99 = LEGITIMATE SKIP.....	54398	96.90

ADOLESCENT DEPRESSION

Did you gain weight without trying to during that [TIMEFILL] period of time?

(YD26C)

YOWRGAIN<sup>1</sup>

Len : 2 WHEN PRBLMS WORST DID YOU GAIN WEIGHT W/O TRYING

	Freq	Pct
1 = Yes.....	468	0.83
2 = No.....	875	1.56
94 = DON'T KNOW.....	43	0.08
97 = REFUSED.....	5	0.01
98 = BLANK (NO ANSWER).....	347	0.62
99 = LEGITIMATE SKIP.....	54398	96.90

Did you gain weight without trying to because you were growing?

(YD26C1)

YOWRGROW<sup>1</sup>

Len : 2 WHEN PRBLMS WORST GAIN WGHT W/O TRYING BC GROWING

	Freq	Pct
1 = Yes.....	191	0.34
2 = No.....	247	0.44
94 = DON'T KNOW.....	29	0.05
97 = REFUSED.....	1	0.00
98 = BLANK (NO ANSWER).....	395	0.70
99 = LEGITIMATE SKIP.....	55273	98.46

Did you gain weight without trying to because you were pregnant?

(YD26C2)

YOWRPREG<sup>1</sup>

Len : 2 WHEN PRBLMS WRST GAIN WGHT W/O TRYING BC PREGNANT

	Freq	Pct
1 = Yes.....	3	0.01
2 = No.....	202	0.36
98 = BLANK (NO ANSWER).....	218	0.39
99 = LEGITIMATE SKIP.....	55713	99.25

How many pounds did you gain?

Please enter your answer as a whole number.

(YD26D)

YOWRGNL2<sup>1</sup>

Len : 3 WHEN PRBLMS WORST # LBS GAINED WITHOUT TRYING

	Freq	Pct
RANGE = 2 - 20.....	143	0.25
21 = 21 to 25 pounds.....	12	0.02
22 = 26 to 30 pounds.....	22	0.04
23 = 31 to 35 pounds.....	1	0.00
24 = 36 to 40 pounds.....	7	0.01
25 = 41 to 45 pounds.....	3	0.01
26 = 46 to 50 pounds.....	13	0.02
27 = 51 or more pounds.....	27	0.05
994 = DON'T KNOW.....	40	0.07
997 = REFUSED.....	6	0.01
998 = BLANK (NO ANSWER).....	395	0.70
999 = LEGITIMATE SKIP.....	55467	98.81

Did you lose weight without trying to?

(YD26E)

YOWRLOSE<sup>1</sup>

Len : 2 WHEN PRBLMS WORST DID YOU LOSE WEIGHT W/O TRYING

	Freq	Pct
1 = Yes.....	1276	2.27
2 = No.....	1307	2.33
94 = DON'T KNOW.....	77	0.14
97 = REFUSED.....	6	0.01
98 = BLANK (NO ANSWER).....	350	0.62
99 = LEGITIMATE SKIP.....	53120	94.63

ADOLESCENT DEPRESSION

Did you lose weight without trying to because you were sick or on a diet?

(YD26E1)

YOWRDIET<sup>1</sup>

Len : 2 WHEN PRBLMS WORST LOSE WGHT W/O TRYING BC SICK/DT

	Freq	Pct
1 = Yes.....	317	0.56
2 = No.....	952	1.70
94 = DON'T KNOW.....	7	0.01
98 = BLANK (NO ANSWER).....	433	0.77
99 = LEGITIMATE SKIP.....	54427	96.96

How many pounds did you lose?

Please enter your answer as a whole number.

(YD26F)

YOWRSL2<sup>1</sup>

Len : 3 WHEN PRBLMS WORST # LBS LOST WITHOUT TRYING

	Freq	Pct
RANGE = 0 - 20.....	772	1.38
21 = 21 to 25 pounds.....	16	0.03
22 = 26 to 30 pounds.....	18	0.03
23 = 31 to 35 pounds.....	9	0.02
24 = 36 to 40 pounds.....	10	0.02
25 = 41 to 45 pounds.....	2	0.00
26 = 46 to 50 pounds.....	8	0.01
27 = 51 or more pounds.....	10	0.02
994 = DON'T KNOW.....	107	0.19
997 = REFUSED.....	7	0.01
998 = BLANK (NO ANSWER).....	433	0.77
999 = LEGITIMATE SKIP.....	54744	97.52

Again, please think about the period of time/most recent period of time when your [FEELNOUN] and other problems were the worst.

Did you have a lot more trouble than usual falling asleep or staying asleep most nights or waking too early most mornings during that [TIMEFILL] time?

(YD26G)

YOWRSLEP<sup>1</sup>

Len : 2 WHEN PRBLMS WORST HAVE PRBS SLEEPING/WAKING EARLY

	Freq	Pct
1 = Yes.....	2446	4.36
2 = No.....	661	1.18
94 = DON'T KNOW.....	22	0.04
97 = REFUSED.....	5	0.01
98 = BLANK (NO ANSWER).....	347	0.62
99 = LEGITIMATE SKIP.....	52655	93.80

During that [TIMEFILL] period of time, did you sleep a lot more than usual?

(YD26H)

YOWRSMOR<sup>1</sup>

Len : 2 WHEN PRBLMS WORST SLEEP A LOT MORE THAN USUAL

	Freq	Pct
1 = Yes.....	372	0.66
2 = No.....	299	0.53
94 = DON'T KNOW.....	14	0.02
97 = REFUSED.....	3	0.01
98 = BLANK (NO ANSWER).....	347	0.62
99 = LEGITIMATE SKIP.....	55101	98.16

On most days during that [TIMEFILL] period of time, did you feel that you didn't have much energy?

(YD26J)

YOWRENRG<sup>1</sup>

Len : 2 WHEN PRBLMS WORST FEEL TIRED/LOW ON ENERGY EVRYDY

	Freq	Pct
1 = Yes.....	2806	5.00
2 = No.....	314	0.56
94 = DON'T KNOW.....	11	0.02
97 = REFUSED.....	3	0.01
98 = BLANK (NO ANSWER).....	347	0.62
99 = LEGITIMATE SKIP.....	52655	93.80

ADOLESCENT DEPRESSION

Did you feel as though you were talking or moving more slowly than usual on most days during that [TIMEFILL] period of time?

(YD26L)

YOWRSLOW<sup>1</sup>

Len : 2 WHEN PRBLMS WORST TALK/MOVE SLOWER THAN USUAL

	<b>Freq</b>	<b>Pct</b>
1 = Yes.....	2218	3.95
2 = No.....	884	1.57
94 = DON'T KNOW.....	27	0.05
97 = REFUSED.....	5	0.01
98 = BLANK (NO ANSWER).....	347	0.62
99 = LEGITIMATE SKIP.....	52655	93.80

Did anyone else notice that you were talking or moving more slowly than usual?

(YD26M)

YOWRSLNO<sup>1</sup>

Len : 2 WHEN PRBLMS WORST PEOP NOTICE SLOWER THAN USUAL

	<b>Freq</b>	<b>Pct</b>
1 = Yes.....	1251	2.23
2 = No.....	940	1.67
94 = DON'T KNOW.....	27	0.05
98 = BLANK (NO ANSWER).....	379	0.68
99 = LEGITIMATE SKIP.....	53539	95.37

Were you so restless or jittery that you walked up or down or couldn't sit still?

(YD26N)

YOWRJITT<sup>1</sup>

Len : 2 WHEN PRBLMS WORST RSTLSS/JITTRY/PACING EVERYDAY

	<b>Freq</b>	<b>Pct</b>
1 = Yes.....	292	0.52
2 = No.....	606	1.08
94 = DON'T KNOW.....	14	0.02
97 = REFUSED.....	4	0.01
98 = BLANK (NO ANSWER).....	347	0.62
99 = LEGITIMATE SKIP.....	54873	97.75

Did anyone else notice that you couldn't sit still?

(YD26O)

YOWRJINO<sup>1</sup>

Len : 2 WHEN PRBLMS WRST PEOP NOTICE YOU CLDN'T SIT STILL

	<b>Freq</b>	<b>Pct</b>
1 = Yes.....	133	0.24
2 = No.....	146	0.26
94 = DON'T KNOW.....	12	0.02
97 = REFUSED.....	1	0.00
98 = BLANK (NO ANSWER).....	365	0.65
99 = LEGITIMATE SKIP.....	55479	98.83

The next questions are about changes in your ability to concentrate, and your feelings about yourself.

Again, in answering these questions, think about the period of time/most recent period of time when your [FEELNOUN] and other problems were the worst.

On most days during that [TIMEFILL] time, did your thinking seem slower than usual or seem mixed up?

(YD26P)

YOWRTHOT<sup>1</sup>

Len : 2 WHEN PRBLMS WORST THGHTS SLOWER/MIXED UP

	<b>Freq</b>	<b>Pct</b>
1 = Yes.....	2273	4.05
2 = No.....	817	1.46
94 = DON'T KNOW.....	34	0.06
97 = REFUSED.....	10	0.02
98 = BLANK (NO ANSWER).....	347	0.62
99 = LEGITIMATE SKIP.....	52655	93.80

ADOLESCENT DEPRESSION

On most days, did you have a lot more trouble than usual keeping your mind on things?

(YD26R)

YOWRCONC<sup>1</sup>

Len : 2 WHEN PRBLMS WRST HAVE TRBLE KEEPING MIND ON THNGS

	<b>Freq</b>	<b>Pct</b>
1 = Yes.....	2598	4.63
2 = No.....	513	0.91
94 = DON'T KNOW.....	18	0.03
97 = REFUSED.....	5	0.01
98 = BLANK (NO ANSWER).....	347	0.62
99 = LEGITIMATE SKIP.....	52655	93.80

Were you unable to make up your mind about things you ordinarily have no trouble deciding about?

(YD26S)

YOWRDCSN<sup>1</sup>

Len : 2 WHEN PRBLMS WORST UNABLE TO MAKE DECISIONS

	<b>Freq</b>	<b>Pct</b>
1 = Yes.....	1980	3.53
2 = No.....	1103	1.96
94 = DON'T KNOW.....	45	0.08
97 = REFUSED.....	6	0.01
98 = BLANK (NO ANSWER).....	347	0.62
99 = LEGITIMATE SKIP.....	52655	93.80

Did you feel that you were not as good as other people nearly every day?

(YD26U)

YOWRNOGD<sup>1</sup>

Len : 2 WHEN PRBLMS WRST FEEL NOT AS GOOD AS OTHER PEOPLE

	<b>Freq</b>	<b>Pct</b>
1 = Yes.....	2644	4.71
2 = No.....	469	0.84
94 = DON'T KNOW.....	13	0.02
97 = REFUSED.....	8	0.01
98 = BLANK (NO ANSWER).....	347	0.62
99 = LEGITIMATE SKIP.....	52655	93.80

Did you feel totally worthless nearly every day?

(YD26V)

YOWRWRTH<sup>1</sup>

Len : 2 WHEN PRBLMS WORST FEEL TOTALLY WORTHLESS EVERYDAY

	<b>Freq</b>	<b>Pct</b>
1 = Yes.....	2014	3.59
2 = No.....	619	1.10
94 = DON'T KNOW.....	9	0.02
97 = REFUSED.....	2	0.00
98 = BLANK (NO ANSWER).....	368	0.66
99 = LEGITIMATE SKIP.....	53124	94.63

The next questions are about thoughts of death or suicide.

Again, in answering these questions, think about the period of time/most recent period of time when your [FEELNOUN] and other problems were the worst.

Did you often think a lot about death, either your own, someone else's, or death in general?

(YD26AA)

YOWRDLOT<sup>1</sup>

Len : 2 WHEN PRBLMS WORST THINK A LOT ABOUT DEATH

	<b>Freq</b>	<b>Pct</b>
1 = Yes.....	1986	3.54
2 = No.....	1102	1.96
94 = DON'T KNOW.....	12	0.02
97 = REFUSED.....	34	0.06
98 = BLANK (NO ANSWER).....	347	0.62
99 = LEGITIMATE SKIP.....	52655	93.80

ADOLESCENT DEPRESSION

During that period, did you ever think that it would be better if you were dead?

(YD26BB)

YOWRDBTR<sup>1</sup>

Len : 2 WHEN PRBLMS WRST THINK IT WOULD BE BETTER IF DEAD

	Freq	Pct
1 = Yes.....	1912	3.41
2 = No.....	1151	2.05
94 = DON'T KNOW.....	14	0.02
97 = REFUSED.....	57	0.10
98 = BLANK (NO ANSWER).....	347	0.62
99 = LEGITIMATE SKIP.....	52655	93.80

Did you think about killing yourself?

(YD26CC)

YOWRSTHK<sup>1</sup>

Len : 2 WHEN PRBLMS WORST THINK ABOUT KILLING YOURSELF

	Freq	Pct
1 = Yes.....	1689	3.01
2 = No.....	1370	2.44
94 = DON'T KNOW.....	10	0.02
97 = REFUSED.....	65	0.12
98 = BLANK (NO ANSWER).....	347	0.62
99 = LEGITIMATE SKIP.....	52655	93.80

Did you make a plan to kill yourself?

(YD26DD)

YOWRSPLN<sup>1</sup>

Len : 2 WHEN PRBLMS WORST MAKE A PLAN TO KILL YOURSELF

	Freq	Pct
1 = Yes.....	823	1.47
2 = No.....	854	1.52
94 = DON'T KNOW.....	2	0.00
97 = REFUSED.....	10	0.02
98 = BLANK (NO ANSWER).....	422	0.75
99 = LEGITIMATE SKIP.....	54025	96.24

Did you make a suicide attempt or try to kill yourself?

(YD26EE)

YOWRSATP<sup>1</sup>

Len : 2 WHEN PRBLMS WORST MAKE A SUICIDE ATTEMPT

	Freq	Pct
1 = Yes.....	542	0.97
2 = No.....	1130	2.01
94 = DON'T KNOW.....	1	0.00
97 = REFUSED.....	16	0.03
98 = BLANK (NO ANSWER).....	422	0.75
99 = LEGITIMATE SKIP.....	54025	96.24

(D\_MDEA1Y)

YO\_MDEA1<sup>1</sup>

Len : 2 SAD/EMPTY/DEPRESSED MOST OF DAY OR DISCOURAGED

	Freq	Pct
1 = Has symptom.....	2861	5.10
2 = Does not have symptom.....	450	0.80
94 = DON'T KNOW.....	15	0.03
97 = REFUSED.....	10	0.02
98 = OTHER MISSING/NOT APPLICABLE.....	10061	17.92
99 = LEGITIMATE SKIP.....	42739	76.13

(D\_MDEA2Y)

YO\_MDEA2<sup>1</sup>

Len : 2 LOST INTEREST OR PLEASURE IN MOST THINGS

	Freq	Pct
1 = Has symptom.....	2971	5.29
2 = Does not have symptom.....	452	0.81
94 = DON'T KNOW.....	27	0.05
97 = REFUSED.....	11	0.02
98 = OTHER MISSING/NOT APPLICABLE.....	9936	17.70
99 = LEGITIMATE SKIP.....	42739	76.13

ADOLESCENT DEPRESSION

(D\_MDEA3Y)  
YO\_MDEA3<sup>1</sup>

Len : 2 CHANGES IN APPETITE OR WT

	Freq	Pct
1 = Has symptom.....	2325	4.14
2 = Does not have symptom.....	731	1.30
94 = DON'T KNOW.....	69	0.12
97 = REFUSED.....	9	0.02
98 = OTHER MISSING/NOT APPLICABLE.....	10263	18.28
99 = LEGITIMATE SKIP.....	42739	76.13

(D\_MDEA4Y)  
YO\_MDEA4<sup>1</sup>

Len : 2 SLEEP PROBLEMS

	Freq	Pct
1 = Has symptom.....	2818	5.02
2 = Does not have symptom.....	291	0.52
94 = DON'T KNOW.....	19	0.03
97 = REFUSED.....	6	0.01
98 = OTHER MISSING/NOT APPLICABLE.....	10263	18.28
99 = LEGITIMATE SKIP.....	42739	76.13

(D\_MDEA5Y)  
YO\_MDEA5<sup>1</sup>

Len : 2 OTHERS NOTICED THAT R WAS RESTLESS OR LETHARGIC

	Freq	Pct
1 = Has symptom.....	1384	2.47
2 = Does not have symptom.....	1710	3.05
94 = DON'T KNOW.....	39	0.07
97 = REFUSED.....	1	0.00
98 = OTHER MISSING/NOT APPLICABLE.....	10263	18.28
99 = LEGITIMATE SKIP.....	42739	76.13

(D\_MDEA6Y)  
YO\_MDEA6<sup>1</sup>

Len : 2 FELT TIRED/LOW ENERGY NEARLY EVERY DAY

	Freq	Pct
1 = Has symptom.....	2806	5.00
2 = Does not have symptom.....	314	0.56
94 = DON'T KNOW.....	11	0.02
97 = REFUSED.....	3	0.01
98 = OTHER MISSING/NOT APPLICABLE.....	10263	18.28
99 = LEGITIMATE SKIP.....	42739	76.13

(D\_MDEA7Y)  
YO\_MDEA7<sup>1</sup>

Len : 2 FELT WORTHLESS NEARLY EVERY DAY

	Freq	Pct
1 = Has symptom.....	2014	3.59
2 = Does not have symptom.....	1109	1.98
94 = DON'T KNOW.....	9	0.02
97 = REFUSED.....	2	0.00
98 = OTHER MISSING/NOT APPLICABLE.....	10263	18.28
99 = LEGITIMATE SKIP.....	42739	76.13

(D\_MDEA8Y)  
YO\_MDEA8<sup>1</sup>

Len : 2 INABILITY TO CONCENTRATE OR MAKE DECISIONS

	Freq	Pct
1 = Has symptom.....	2826	5.03
2 = Does not have symptom.....	288	0.51
94 = DON'T KNOW.....	12	0.02
97 = REFUSED.....	8	0.01
98 = OTHER MISSING/NOT APPLICABLE.....	10263	18.28
99 = LEGITIMATE SKIP.....	42739	76.13



ADOLESCENT DEPRESSION

(D\_MDEA9Y)  
YO\_MDEA9<sup>1</sup>

Len : 2 ANY THOUGHTS OR PLANS OF SUICIDE

	Freq	Pct
1 = Has symptom.....	2317	4.13
2 = Does not have symptom.....	763	1.36
94 = DON'T KNOW.....	11	0.02
97 = REFUSED.....	43	0.08
98 = OTHER MISSING/NOT APPLICABLE.....	10263	18.28
99 = LEGITIMATE SKIP.....	42739	76.13

(DSMMDEAY)  
YODSMMDE<sup>1</sup>

Len : 2 SCORE OF SYMPTOM INDICATORS 1 THRU 9

	Freq	Pct
1 = Has 5 or more symptoms.....	2869	5.11
2 = Has less than 5 symptoms.....	564	1.00
94 = SUM OF SYMPTOMS AND DON'T KNOW >=5.....	22	0.04
97 = SUM OF SYMPTOMS AND REFUSED >=5.....	6	0.01
98 = OTHER MISSING/NOT APPLICABLE.....	9936	17.70
99 = LEGITIMATE SKIP.....	42739	76.13

You mentioned having some of the problems I just asked you about.

During that [TIMEFILL] period of time, how much did your [FEELNOUN] interfere or cause problems with your school work, your job, or your relationships with family and friends?

(YD28)  
YOPBINTF<sup>1</sup>

Len : 2 WHEN PRBLMS WORST INTERFERE WITH SCHL/ PRSNL LIFE

	Freq	Pct
1 = Not at all.....	179	0.32
2 = A little.....	579	1.03
3 = Some.....	941	1.68
4 = A lot.....	829	1.48
5 = Extremely.....	388	0.69
94 = DON'T KNOW.....	10	0.02
97 = REFUSED.....	14	0.02
98 = BLANK (NO ANSWER).....	376	0.67
99 = LEGITIMATE SKIP.....	52820	94.09

During that [TIMEFILL] period of time, how often were you unable to carry out your daily activities or to take care of yourself because of these problems with your mood?

(YD28A)  
YOPBDLYA<sup>1</sup>

Len : 2 WHEN PRBLMS WORST UNABLE TO CARRY OUT DLY ACTVTS

	Freq	Pct
1 = Often.....	649	1.16
2 = Sometimes.....	1298	2.31
3 = Not very often.....	629	1.12
4 = Never.....	155	0.28
94 = DON'T KNOW.....	13	0.02
97 = REFUSED.....	17	0.03
98 = BLANK (NO ANSWER).....	376	0.67
99 = LEGITIMATE SKIP.....	52999	94.41

Think of the very first period of time in your life lasting two weeks or longer when you [FEELFILL] and also had some of the other problems we just asked about.

Can you remember your exact age?

(YD37)  
YOPBRMBR<sup>1</sup>

Len : 2 RMBR AGE WHEN FIRST 2+ WK PERIOD OF TIME STARTED

	Freq	Pct
1 = Yes.....	1762	3.14
2 = No.....	1138	2.03
94 = DON'T KNOW.....	20	0.04
97 = REFUSED.....	20	0.04
98 = BLANK (NO ANSWER).....	376	0.67
99 = LEGITIMATE SKIP.....	52820	94.09

ADOLESCENT DEPRESSION

How old were you?

(YD37A, YD37B)  
YOPBAGE<sup>1</sup>

Len : 3 AGE WHEN FIRST 2+ WK PERIOD OF TIME STARTED

	Freq	Pct
RANGE = 1 - 17 .....	2762	4.92
994 = DON'T KNOW .....	143	0.25
997 = REFUSED .....	15	0.03
998 = BLANK (NO ANSWER).....	396	0.71
999 = LEGITIMATE SKIP.....	52820	94.09

In your entire life, how many times did you feel [FEELNOUN] for two weeks or longer while also having some of the other problems we asked about?

If you are not sure of your answer, just make your best guess.

(YD52)  
YOPBNUM<sup>1</sup>

Len : 4 # TIMES FELT THIS WAY FOR 2 WKS/LNGR DURING LIFE

	Freq	Pct
RANGE = 1 - 1000.....	2446	4.36
9994 = DON'T KNOW .....	418	0.74
9997 = REFUSED .....	76	0.14
9998 = BLANK (NO ANSWER).....	376	0.67
9999 = LEGITIMATE SKIP.....	52820	94.09

In the past 12 months, did you have a period of time when you felt [FEELNOUN] for two weeks or longer while also having some of the other problems we asked about?

(YD38)  
YOPB2WK<sup>1</sup>

Len : 2 FELT THIS WAY 2 WKS+ W/OTH PRBS DURING PST 12 MOS

	Freq	Pct
1 = Yes.....	2132	3.80
2 = No.....	739	1.32
94 = DON'T KNOW .....	47	0.08
97 = REFUSED .....	22	0.04
98 = BLANK (NO ANSWER) .....	376	0.67
99 = LEGITIMATE SKIP.....	52820	94.09

NOTE: Beginning with the 2008 survey, the questions corresponding to the variables YOPSHMGT, YOPSWORK, YOPSRELS, and YOPSSOC no longer allow respondents to choose the category 95 (ACTIVITY DOES NOT APPLY).

Think about the time in the past 12 months when [NUMPROBS] with your mood [WASWERE] the worst.

Using the 0 to 10 scale shown below, where 0 means no problems and 10 means very severe problems, select the number that describes how much your [FEELNOUN] caused problems with your ability to do each of the following activities during that time. You can use any number between 0 and 10 to answer.

How much did your [FEELNOUN] cause problems with your chores at home?

(YD66A)  
YOPSHMGT<sup>1</sup>

Len : 2 HOW MUCH DID FEELINGS INTERFERE WITH HOME CHORES

	Freq	Pct
0 = No Problems .....	114	0.20
1 = Mild - 1 .....	70	0.12
2 = Mild - 2 .....	165	0.29
3 = Mild - 3 .....	177	0.32
4 = Moderate - 4 .....	215	0.38
5 = Moderate - 5 .....	363	0.65
6 = Moderate - 6 .....	314	0.56
7 = Severe - 7 .....	253	0.45
8 = Severe - 8 .....	218	0.39
9 = Severe - 9 .....	69	0.12
10 = Very Severe Problems.....	149	0.27
94 = DON'T KNOW .....	9	0.02
97 = REFUSED .....	16	0.03
98 = BLANK (NO ANSWER) .....	445	0.79
99 = LEGITIMATE SKIP.....	53559	95.41

ADOLESCENT DEPRESSION

During that time in the past 12 months when your [FEELNOUN] was worst, how much did this cause problems with your ability to do well at school or work?

You can use any number between 0 and 10 to answer.

(YD66B)

YOPSWORK<sup>1</sup>

Len : 2 HOW MCH DID FLNGS INTRFR W/ABLTY TO DO WLL SCH/WK

	Freq	Pct
0 = No Problems .....	85	0.15
1 = Mild - 1 .....	105	0.19
2 = Mild - 2 .....	137	0.24
3 = Mild - 3 .....	193	0.34
4 = Moderate - 4 .....	206	0.37
5 = Moderate - 5 .....	244	0.43
6 = Moderate - 6 .....	293	0.52
7 = Severe - 7 .....	234	0.42
8 = Severe - 8 .....	267	0.48
9 = Severe - 9 .....	142	0.25
10 = Very Severe Problems.....	203	0.36
94 = DON'T KNOW .....	11	0.02
97 = REFUSED .....	12	0.02
98 = BLANK (NO ANSWER) .....	445	0.79
99 = LEGITIMATE SKIP.....	53559	95.41

How much did your [FEELNOUN] cause problems with your ability to get along with your family during that time?

You can use any number between 0 and 10 to answer.

(YD66C)

YOPRELS<sup>1</sup>

Len : 2 HOW MUCH DID FLNGS INTRFR W/GETTING ALONG W/FAM

	Freq	Pct
0 = No Problems .....	100	0.18
1 = Mild - 1 .....	87	0.15
2 = Mild - 2 .....	91	0.16
3 = Mild - 3 .....	157	0.28
4 = Moderate - 4 .....	167	0.30
5 = Moderate - 5 .....	285	0.51
6 = Moderate - 6 .....	268	0.48
7 = Severe - 7 .....	265	0.47
8 = Severe - 8 .....	286	0.51
9 = Severe - 9 .....	183	0.33
10 = Very Severe Problems.....	218	0.39
94 = DON'T KNOW .....	13	0.02
97 = REFUSED .....	12	0.02
98 = BLANK (NO ANSWER) .....	445	0.79
99 = LEGITIMATE SKIP.....	53559	95.41

How much did your [FEELNOUN] cause problems with your social life during that time?

You can use any number between 0 and 10 to answer.

(YD66D)

YOPSSOC<sup>1</sup>

Len : 2 HOW MUCH DID FEELINGS INTERFERE WITH SOCIAL LIFE

	Freq	Pct
0 = No Problems .....	79	0.14
1 = Mild - 1 .....	73	0.13
2 = Mild - 2 .....	121	0.22
3 = Mild - 3 .....	127	0.23
4 = Moderate - 4 .....	170	0.30
5 = Moderate - 5 .....	258	0.46
6 = Moderate - 6 .....	249	0.44
7 = Severe - 7 .....	282	0.50
8 = Severe - 8 .....	274	0.49
9 = Severe - 9 .....	215	0.38
10 = Very Severe Problems.....	259	0.46
94 = DON'T KNOW .....	12	0.02
97 = REFUSED .....	13	0.02
98 = BLANK (NO ANSWER) .....	445	0.79
99 = LEGITIMATE SKIP.....	53559	95.41

ADOLESCENT DEPRESSION

NOTE: Beginning with the 2008 survey, respondents who answered "don't know" or "refused" to questions corresponding to the variables YOPSHMGT, YOPSWORK, YOPSRELS, and YOPSSOC are no longer asked the question corresponding to YOPSDAYS unless they entered a response of 1 to 10 in at least one of the other questions corresponding to YOPSHMGT through YOPSSOC.

About how many days out of 365 in the past 12 months were you totally unable to go to school or work or carry out your normal activities because of your [FEELNOUN]?

You can use any number between 0 and 365 to answer.

(YD68)

<u>YOPSDAYS</u> <sup>1</sup>	Len : 3 # DYS UNABLE TO WORK/CARRY OUT DLY ACT PST 12 MOS		
	RANGE = 0 - 365 .....	<b>Freq</b>	<b>Pct</b>
	994 = DON'T KNOW .....	1996	3.56
	997 = REFUSED .....	101	0.18
	998 = BLANK (NO ANSWER).....	11	0.02
	999 = LEGITIMATE SKIP.....	463	0.82
		53565	95.42

Here is a list of professionals some people talk to about the problems we have been asking about:

- General practitioner or family doctor
- Other medical doctor like a cardiologist, gynecologist, urologist
- Psychologist
- Psychiatrist or psychotherapist
- Social Worker
- Counselor
- Other mental health professional, like a mental health nurse
- A nurse, occupational therapist, or other health professional
- A religious or spiritual advisor like a minister, priest, or rabbi
- Another healer, like an herbalist, chiropractor, acupuncturist, or massage therapist

At any time in the past 12 months, did you see or talk to a medical doctor or other professional about your [FEELNOUN]?

(YD86)

<u>YOSEEDOC</u> <sup>1</sup>	Len : 2 SEE/TALK TO A DR/OTH PROF ABT FEELINGS PAST 12 MOS		
	1 = Yes.....	<b>Freq</b>	<b>Pct</b>
	2 = No.....	1114	1.98
	94 = DON'T KNOW .....	1777	3.17
	97 = REFUSED .....	28	0.05
	98 = BLANK (NO ANSWER) .....	21	0.04
	99 = LEGITIMATE SKIP.....	376	0.67
		52820	94.09

During the past 12 months, which professionals did you see or talk to about [NUMPROBS] with your mood?

(YD86A)

<u>YOFAMDOC</u> <sup>1</sup>	Len : 2 GEN/FAM DOC TALKED W/ABT FEELINGS PAST 12 MOS		
	1 = Response entered.....	<b>Freq</b>	<b>Pct</b>
	6 = Response not entered.....	257	0.46
	94 = DON'T KNOW .....	824	1.47
	97 = REFUSED .....	23	0.04
	98 = BLANK (NO ANSWER) .....	31	0.06
	99 = LEGITIMATE SKIP.....	404	0.72
		54597	97.26

(YD86A)

<u>YOOTHDOC</u> <sup>1</sup>	Len : 2 OTH DR TALKED W/ABOUT FEELINGS PAST 12 MOS		
	1 = Response entered.....	<b>Freq</b>	<b>Pct</b>
	3 = Response entered LOGICALLY ASSIGNED .....	27	0.05
	6 = Response not entered.....	2	0.00
	94 = DON'T KNOW .....	1052	1.87
	97 = REFUSED .....	23	0.04
	98 = BLANK (NO ANSWER) .....	31	0.06
	99 = LEGITIMATE SKIP.....	404	0.72
		54597	97.26

ADOLESCENT DEPRESSION

(YD86A)  
YOPSYCH<sup>1</sup>

Len : 2 PSYCHOLOGIST TALKED W/ABOUT FEELINGS PAST 12 MOS		Freq	Pct
1 = Response entered .....		337	0.60
3 = Response entered LOGICALLY ASSIGNED .....		1	0.00
6 = Response not entered .....		743	1.32
94 = DON'T KNOW .....		23	0.04
97 = REFUSED .....		31	0.06
98 = BLANK (NO ANSWER) .....		404	0.72
99 = LEGITIMATE SKIP .....		54597	97.26

(YD86A)  
YOPSYMD<sup>1</sup>

Len : 2 PSYCHIATRIST TALKED W/ABOUT FEELINGS PAST 12 MOS		Freq	Pct
1 = Response entered .....		244	0.43
6 = Response not entered .....		837	1.49
94 = DON'T KNOW .....		23	0.04
97 = REFUSED .....		31	0.06
98 = BLANK (NO ANSWER) .....		404	0.72
99 = LEGITIMATE SKIP .....		54597	97.26

(YD86A)  
YOSOCWRK<sup>1</sup>

Len : 2 SOCIAL WORKER TALKED W/ABOUT FEELINGS PAST 12 MOS		Freq	Pct
1 = Response entered .....		159	0.28
6 = Response not entered .....		922	1.64
94 = DON'T KNOW .....		23	0.04
97 = REFUSED .....		31	0.06
98 = BLANK (NO ANSWER) .....		404	0.72
99 = LEGITIMATE SKIP .....		54597	97.26

(YD86A)  
YOCOUNS<sup>1</sup>

Len : 2 COUNSELOR TALKED W/ABOUT FEELINGS PAST 12 MOS		Freq	Pct
1 = Response entered .....		680	1.21
3 = Response entered LOGICALLY ASSIGNED .....		8	0.01
6 = Response not entered .....		393	0.70
94 = DON'T KNOW .....		23	0.04
97 = REFUSED .....		31	0.06
98 = BLANK (NO ANSWER) .....		404	0.72
99 = LEGITIMATE SKIP .....		54597	97.26

(YD86A)  
YOOTHMHP<sup>1</sup>

Len : 2 MENTAL PROF TALKED W/ABOUT FEELINGS PAST 12 MOS		Freq	Pct
1 = Response entered .....		88	0.16
6 = Response not entered .....		993	1.77
94 = DON'T KNOW .....		23	0.04
97 = REFUSED .....		31	0.06
98 = BLANK (NO ANSWER) .....		404	0.72
99 = LEGITIMATE SKIP .....		54597	97.26

(YD86A)  
YONURSE<sup>1</sup>

Len : 2 NURSE ETC.TALKED W/ABOUT FEELINGS PAST 12 MOS		Freq	Pct
1 = Response entered .....		118	0.21
6 = Response not entered .....		963	1.72
94 = DON'T KNOW .....		23	0.04
97 = REFUSED .....		31	0.06
98 = BLANK (NO ANSWER) .....		404	0.72
99 = LEGITIMATE SKIP .....		54597	97.26

ADOLESCENT DEPRESSION

(YD86A)  
YORELIG<sup>1</sup>

Len : 2 RELIGIOUS ADVSR TLKED W/ABOUT FEELINGS PST 12 MOS		Freq	Pct
1 = Response entered .....		66	0.12
3 = Response entered LOGICALLY ASSIGNED .....		1	0.00
6 = Response not entered .....		1014	1.81
94 = DON'T KNOW .....		23	0.04
97 = REFUSED .....		31	0.06
98 = BLANK (NO ANSWER) .....		404	0.72
99 = LEGITIMATE SKIP .....		54597	97.26

(YD86A)  
YOTHERBAL<sup>1</sup>

Len : 2 HERBALIST TALKED W/ABOUT FEELINGS PAST 12 MOS		Freq	Pct
1 = Response entered .....		14	0.02
6 = Response not entered .....		1067	1.90
94 = DON'T KNOW .....		23	0.04
97 = REFUSED .....		31	0.06
98 = BLANK (NO ANSWER) .....		404	0.72
99 = LEGITIMATE SKIP .....		54597	97.26

(YD86A)  
YOOTHLLP<sup>1</sup>

Len : 2 OTH HELP PROF TALKED W/ABOUT FEELINGS PAST 12 MOS		Freq	Pct
1 = Response entered .....		70	0.12
6 = Response not entered .....		1011	1.80
94 = DON'T KNOW .....		23	0.04
97 = REFUSED .....		31	0.06
98 = BLANK (NO ANSWER) .....		404	0.72
99 = LEGITIMATE SKIP .....		54597	97.26

Are you currently receiving treatment or counseling for [NUMPROBS] with your mood?

(YD86B)  
YOTMTNOW<sup>1</sup>

Len : 2 CURRENTLY RCVNG TREATMENT/COUNSLG FOR MOOD		Freq	Pct
1 = Yes.....		585	1.04
2 = No.....		522	0.93
94 = DON'T KNOW .....		2	0.00
97 = REFUSED .....		26	0.05
98 = BLANK (NO ANSWER) .....		404	0.72
99 = LEGITIMATE SKIP .....		54597	97.26

During the past 12 months, did you take prescription medication that was prescribed for [NUMPROBS]?

(YD86C)  
YORX12MO<sup>1</sup>

Len : 2 TAKE PRES MEDS PRESCRIBED FOR MOOD PAST 12 MONTHS		Freq	Pct
1 = Yes.....		554	0.99
2 = No.....		2353	4.19
94 = DON'T KNOW .....		15	0.03
97 = REFUSED .....		18	0.03
98 = BLANK (NO ANSWER) .....		376	0.67
99 = LEGITIMATE SKIP .....		52820	94.09

Are you currently taking prescription medication that was prescribed for [NUMPROBS]?

(YD86D)  
YORXNOW<sup>1</sup>

Len : 2 CURRENTLY TAKING PRESC MEDS PRESCRIBED FOR MOOD		Freq	Pct
1 = Yes.....		413	0.74
2 = No.....		141	0.25
97 = REFUSED .....		18	0.03
98 = BLANK (NO ANSWER) .....		391	0.70
99 = LEGITIMATE SKIP .....		55173	98.28

ADOLESCENT DEPRESSION

During the past 12 months, how much has this prescription medication helped you?

(YD86E)

YORXHLP<sup>1</sup>

Len : 2 HOW MUCH HAS PRESC MEDS FOR MOOD HELPED PST 12 MOS

	<b>Freq</b>	<b>Pct</b>
1 = Not at all .....	65	0.12
2 = A little.....	99	0.18
3 = Some.....	140	0.25
4 = A lot.....	154	0.27
5 = Extremely .....	87	0.15
94 = DON'T KNOW .....	7	0.01
97 = REFUSED .....	20	0.04
98 = BLANK (NO ANSWER) .....	391	0.70
99 = LEGITIMATE SKIP.....	55173	98.28

During the past 12 months, how much has treatment or counseling helped you?

(YD86F)

YOTMTHLP<sup>1</sup>

Len : 2 HOW MUCH HAS TRMT/COUNSLG HELPED PST 12 MOS

	<b>Freq</b>	<b>Pct</b>
1 = Not at all .....	159	0.28
2 = A little.....	213	0.38
3 = Some.....	281	0.50
4 = A lot.....	289	0.51
5 = Extremely .....	152	0.27
94 = DON'T KNOW .....	12	0.02
97 = REFUSED .....	29	0.05
98 = BLANK (NO ANSWER) .....	404	0.72
99 = LEGITIMATE SKIP.....	54597	97.26

RECODED ADOLESCENT DEPRESSION

**RECODED ADOLESCENT DEPRESSION**

NOTE: The variables in this section are recoded variables that were created from one or more of the edited variables from the preceding section.

NOTE: Certain source variables that were used to create recoded variables have valid values that might not have been reported or assigned for the current survey year. However, these values have been included in the general specifications in the codebook on how the recoded variables were created. See additional details about this issue in the Organization of the Data File section of this codebook introduction.

NOTE: Starting with the 2004 NSDUH, respondents were administered separate age-appropriate depression modules designed to measure whether or not respondents had experienced a major depressive episode (MDE) in their lifetime and past year. All adolescent (youth) respondents aged 12 to 17 were asked questions from the Youth Depression module. The 2004 NSDUH only asked a subsample of adults aged 18 or older the questions from the Adult Depression module, but starting in 2005, all adults were administered the questionnaire module.

From 2004 through 2007, a single set of variables was created containing the recoded MDE data for both adult and adolescent respondents combined. In 2008, instead of a single set of variables, two recoded sets of MDE variables were created for adolescents and adults separately. This change was due to the presence of context effects in the adult estimates stemming from changes in the mental health module which precedes the adult depression section within the questionnaire. Based on an analysis of the 2008 data that evaluated the presence of context effects, it was determined that the adult depression estimates in 2008 and later years are not comparable with years prior to 2008, and the variables were therefore renamed to indicate the lack of comparability. The youth depression estimates were not impacted by the 2008 adult questionnaire changes and are considered comparable across years. Therefore, only the youth depression variables that were previously defined for both adults and youth had to be renamed. Multi-year trend analyses can be performed by renaming the recoded adolescent depression variables the same across years. Youth depression variables that did not require renaming are noted specifically in the comments above the variables below. See the 2008 Recoded Mental Health Appendix for more detailed information on the 2008 changes as well as the 2008 Recoded Depression Variable Documentation Appendix for example SAS code showing how to rename the variables for multi-year analyses.

In 2009, changes were made to the youth mental health service utilization (YMHSU) questions that preceded the adolescent depression questions. These changes included the replacement of five questions that asked about receipt of special education services and school counseling, and time spent in jail or foster care with questions that asked about receipt of mental health services in the education and justice system sectors. Due to this change, a context effect analysis was done using data from the first 6 months of the 2009 NSDUH and sought to determine whether changes in the YMHSU module affected responses to the first three adolescent depression questions and the lifetime and past year MDE estimates. The results of the analysis showed these changes in 2009 did not appear to affect the estimates of adolescent MDE; therefore, no further variable changes were needed.

Additional details on these adolescent depression recoded variables are provided in the Recoded Depression Variable Documentation Appendix.

The following variable, YMDELTA, classifies an adolescent as having a major depressive episode (MDE) in their lifetime, YMDELTA=1, if they reported experiencing at least 5 out of the 9 criteria used to define an adolescent as having had MDE in their lifetime, where at least one of the criteria is a depressed mood or loss of interest or pleasure in daily activities (YODSMMDE=1).

An adolescent was classified as NOT having a major depressive episode (MDE) in their lifetime, YMDELTA=2, if they met either of these conditions

- Reported experiencing fewer than five out of the nine criteria used to define an adolescent as having had MDE in their lifetime (YODSMMDE=2).
- If the number of criteria used to define an adolescent as having had MDE in their lifetime is unknown (YODSMMDE=94, 97, 98) and the respondent reported at least one of the following.
  - Never having had a period of time lasting several days or longer when felt sad, empty, or depressed (YODPREV=2), discouraged or hopeless about how things were going in life (YODSCEV=2), and lost interest and became bored with most things usually enjoyable (YOLOSEV=2).
  - Experienced the feelings in (i), but they did not last most of the day, almost every day for two weeks or longer [YOLS12WK=2 or YODPR2WK=2].
  - Experienced the feelings in (i) most of the day, almost every day for two weeks or longer, but the feelings lasted less than an hour when mood was most severe and frequent (YOWRHRS=1).
  - Experienced the feelings in (i) most of the day, almost every day for two weeks or longer for at least an hour during those times when mood was most severe and frequent, but the bad feelings were mild (YOWRDST=1), there was never a time when you felt so bad that nothing could cheer you up (YOWRCHR=4), and there was never a time when you felt so bad that you could not carry out your daily activities (YOWRIMP=4).
  - Experienced the feelings in (i) most of the day, almost every day for two weeks or longer for at least an hour with bad feelings that were more than mild or at some point could not be cheered up or could not carry out daily activities, but never had any other problems during those weeks, such as changes in sleep, eating, energy, the ability to keep mind on things, or feeling badly about self (YODPPROB=2).

(YODPPROB, YODPR2WK, YODPREV, YODSCEV, YODSMMDE, YOLOSEV, YOLS12WK, YOWRCHR, YOWRDST, YOWRHRS, YOWRIMP)  
 YMDELTA

	Freq	Pct
. = Aged 18+/Unknown (Otherwise).....	43121	76.82
1 = Yes (YODSMMDE=1).....	2869	5.11
2 = No (See comment above).....	10146	18.07



RECODED ADOLESCENT DEPRESSION

(YMDEL, YOPB2WK)

<u>YMDEYR</u>	Len : 1 RC-YOUTH: PAST YEAR MAJOR DEPRESSIVE EPISODE (MDE)		
	. = Aged 18+/Unknown (Otherwise).....	<b>Freq</b>	<b>Pct</b>
	1 = Yes (YMDEL=1 & YOPB2WK=1) .....	43186	76.93
	2 = No (YMDEL=2 or [YMDEL=1 & YOPB2WK=2]) .....	2098	3.74
		10852	19.33

(ABODALC, YMDEYR)

<u>YMDEAUDPY</u>	Len : 1 RC-YOUTH: PAST YEAR MDE AND ALC DEP OR ABUSE		
	. = Aged 18+/Unknown MDE(YMDEYR=.).....	<b>Freq</b>	<b>Pct</b>
	0 = No (YMDEYR=2 or ABODALC=0).....	43186	76.93
	1 = Yes (YMDEYR=1 & ABODALC=1).....	12848	22.89
		102	0.18

(UDPYILL, YMDEYR)

<u>YMDEIUOPY</u>	Len : 1 RC-YOUTH: PAST YEAR MDE AND ILL DRUG DEP OR ABUSE		
	. = Aged 18+/Unknown MDE(YMDEYR=.).....	<b>Freq</b>	<b>Pct</b>
	0 = No (YMDEYR=2 or UDPYILL=0).....	43186	76.93
	1 = Yes (YMDEYR=1 & UDPYILL=1).....	12761	22.73
		189	0.34

(UDPYILAL, YMDEYR)

<u>YMDEUDPY</u>	Len : 1 RC-YOUTH: PAST YEAR MDE AND SUB DEP OR ABUSE		
	. = Aged 18+/Unknown MDE(YMDEYR=.).....	<b>Freq</b>	<b>Pct</b>
	0 = No (YMDEYR=2 or UDPYILAL=0).....	43186	76.93
	1 = Yes (YMDEYR=1 & UDPYILAL=1).....	12708	22.64
		242	0.43

NOTE: The following 25 variables are among all adolescent respondents who were asked the respective questions and are not confined to those respondents who were ultimately classified as having a Major Depressive Episode (MDE) in their lifetime or past year. To produce estimates among adolescents with MDE, the analysis will need to be restricted by either the lifetime MDE variable (YMDEL) or the past year MDE variable (YMDEYR).

(YOSEEDOC)

<u>YTXMDEYR</u>	Len : 1 RC-YOUTH: SAW OR TALK TO MD/PROF FOR MDE IN PAST YEAR		
	. = Aged 18+/Unknown (Otherwise).....	<b>Freq</b>	<b>Pct</b>
	0 = No (YOSEEDOC=2).....	53245	94.85
	1 = Yes (YOSEEDOC=1).....	1777	3.17
		1114	1.98

(YORX12MO)

<u>YRXMDEYR</u>	Len : 1 RC-YOUTH: USED RX MEDICATION FOR MDE IN PAST YEAR		
	. = Aged 18+/Unknown (Otherwise).....	<b>Freq</b>	<b>Pct</b>
	0 = No (YORX12MO=2).....	53229	94.82
	1 = Yes (YORX12MO=1).....	2353	4.19
		554	0.99

In the following variable, YMDETXRX, an adolescent is defined as having received treatment/counseling if he/she saw or talked to a medical doctor or other professional for MDE.

(YRXMDEYR, YTXMDEYR)

<u>YMDETXRX</u>	Len : 1 RC-YOUTH: RCVD TRT/CNSLG OR RX MED FOR MDE IN PST YR		
	. = Aged 18+/Unknown (Otherwise).....	<b>Freq</b>	<b>Pct</b>
	0 = No (YTXMDEYR=0 and YRXMDEYR=0).....	53243	94.85
	1 = Yes (YTXMDEYR=1 or YRXMDEYR=1).....	1690	3.01
		1203	2.14

(YOFAMDOC, YOSEEDOC)

<u>YDOCMD</u>	Len : 1 RC-YOUTH: SAW/TALK TO GEN PRAC/FAM MD ABOUT MDE IN PY		
	. = Aged 18+/Unknown/Legitimate Skip (Otherwise).....	<b>Freq</b>	<b>Pct</b>
	0 = No (YOSEEDOC=2 or YOFAMDOC=6).....	53278	94.91
	1 = Yes (YOFAMDOC=1,3).....	2601	4.63
		257	0.46

RECODED ADOLESCENT DEPRESSION

(*YOOHDOC, YOSEEDOC*)

YOMDMDE

Len : 1 RC-YOUTH: SAW/TALK TO OTHER MD ABOUT MDE IN PAST YEAR

	<b>Freq</b>	<b>Pct</b>
. = Aged 18+/Unknown/Legitimate Skip (Otherwise).....	53278	94.91
0 = No (YOSEEDOC=2 or YOOHDOC=6).....	2829	5.04
1 = Yes (YOOHDOC=1,3).....	29	0.05

(*YOPSYCH, YOSEEDOC*)

YPSY1MDE

Len : 1 RC-YOUTH: SAW/TALK TO PSYCHOLOGIST ABT MDE IN PST YR

	<b>Freq</b>	<b>Pct</b>
. = Aged 18+/Unknown/Legitimate Skip (Otherwise).....	53278	94.91
0 = No (YOSEEDOC=2 or YOPSYCH=6).....	2520	4.49
1 = Yes (YOPSYCH=1,3).....	338	0.60

(*YOPSYMD, YOSEEDOC*)

YPSY2MDE

Len : 1 RC-YOUTH: SAW/TALK TO PSYCHIATRIST ABT MDE IN PST YR

	<b>Freq</b>	<b>Pct</b>
. = Aged 18+/Unknown/Legitimate Skip (Otherwise).....	53278	94.91
0 = No (YOSEEDOC=2 or YOPSYMD=6).....	2614	4.66
1 = Yes (YOPSYMD=1,3).....	244	0.43

(*YOSEEDOC, YOSOCWRK*)

YSOCMDE

Len : 1 RC-YOUTH: SAW/TALK TO SOCIAL WORKER ABOUT MDE IN PY

	<b>Freq</b>	<b>Pct</b>
. = Aged 18+/Unknown/Legitimate Skip (Otherwise).....	53278	94.91
0 = No (YOSEEDOC=2 or YOSOCWRK=6).....	2699	4.81
1 = Yes (YOSOCWRK=1,3).....	159	0.28

(*YOCOUNS, YOSEEDOC*)

YCOUNMDE

Len : 1 RC-YOUTH: SAW/TALK TO COUNSELOR ABOUT MDE IN PST YR

	<b>Freq</b>	<b>Pct</b>
. = Aged 18+/Unknown/Legitimate Skip (Otherwise).....	53278	94.91
0 = No (YOSEEDOC=2 or YOCOUNS=6).....	2170	3.87
1 = Yes (YOCOUNS=1,3).....	688	1.23

(*YOOHMHDP, YOSEEDOC*)

YOOHMHMDE

Len : 1 RC-YOUTH: SAW/TALK TO OTH MENT HLTH PROF ABOUT MDE-PY

	<b>Freq</b>	<b>Pct</b>
. = Aged 18+/Unknown/Legitimate Skip (Otherwise).....	53278	94.91
0 = No (YOSEEDOC=2 or [YOOHMHDP=6 & No Writ-in Enter]).....	2751	4.90
1 = Yes (YOOHMHDP=1,3 or Write-in Response Entered).....	107	0.19

(*YONURSE, YOSEEDOC*)

YONURSMDE

Len : 1 RC-YOUTH: SAW/TALK TO NURSE/OCC THERA ABOUT MDE IN PY

	<b>Freq</b>	<b>Pct</b>
. = Aged 18+/Unknown/Legitimate Skip (Otherwise).....	53278	94.91
0 = No (YOSEEDOC=2 or YONURSE=6).....	2740	4.88
1 = Yes (YONURSE=1,3).....	118	0.21

(*YORELIG, YOSEEDOC*)

YORELMDDE

Len : 1 RC-YOUTH: SAW/TALK TO RELIG ADVISOR ABOUT MDE IN PY

	<b>Freq</b>	<b>Pct</b>
. = Aged 18+/Unknown/Legitimate Skip (Otherwise).....	53278	94.91
0 = No (YOSEEDOC=2 or YORELIG=6).....	2791	4.97
1 = Yes (YORELIG=1,3).....	67	0.12

(*YOHERBAL, YOSEEDOC*)

YHBMDE

Len : 1 RC-YOUTH: SAW/TALK TO ANOTHER HEALER ABOUT MDE IN PY

	<b>Freq</b>	<b>Pct</b>
. = Aged 18+/Unknown/Legitimate Skip (Otherwise).....	53278	94.91
0 = No (YOSEEDOC=2 or YOHERBAL=6).....	2844	5.07
1 = Yes (YOHERBAL=1,3).....	14	0.02

RECODED ADOLESCENT DEPRESSION

The following variable, YOTHMDE, defines an adolescent as having seen or talked to another professional about MDE during the past year, YOTHMDE=1, if s/he entered a valid write-in response other than the responses that matched the existing categories.

An adolescent was classified as NOT having seen or talked to another professional about MDE during the past year, YOTHMDE=0, if s/he met either of these conditions:

1. Reported NOT seeing or talking to a medical doctor or other professional during the past year (YOSEEDOC=2).
2. Response not entered for whether other mental health professional was seen or talked to during the past year (YOOOTHHLPL=6).
3. Write-in response entered matched an existing category.

(YOOOTHHLPL, YOSEEDOC)

<u>YOTHMDE</u>	Len : 1 RC-YOUTH: SAW/TALK TO OTHER PROF ABOUT MDE IN PST YR		
	. = Aged 18+/Unknown/Legit Skip/Invalid Spec. ....	<b>Freq</b>	<b>Pct</b>
	0 = No (See comment above).....	53300	94.95
	1 = Yes (See comment above) .....	2827	5.04
		9	0.02

The following variable, YHLMDE, indicates whether a youth reported seeing or talking to a health professional about MDE in the past year. Youths were classified as having seen or talked to a health professional, YHLMDE=1, if they reported seeing or talking to any of the following professionals: general practitioner or family doctor (YDOCMDE=1); other medical doctor (YOMDMDE=1); psychologist (YPSY1MDE=1); psychiatrist or psychotherapist (YPSY2MDE=1); social worker (YSOCMDE=1); counselor (YCOUNMDE=1); other mental health professional (YOMHMDE=1); or nurse, occupational therapist, or other health professional (YNURSMDE=1). Respondents were classified as having not seen or talked to a health professional, YHLMDE=0, if they reported not seeing or talking to all of the professionals listed above (source variable=0).

(YCOUNMDE, YDOCMDE, YNURSMDE, YOMDMDE, YOMHMDE, YPSY1MDE, YPSY2MDE, YSOCMDE)

<u>YHLMDE</u>	Len : 1 RC-YOUTH: SAW/TALK TO HEALTH PROF ABOUT MDE IN PST YR		
	. = Aged 18+/Unknown (Otherwise).....	<b>Freq</b>	<b>Pct</b>
	0 = No (See comment above).....	53278	94.91
	1 = Yes (See comment above) .....	1809	3.22
		1049	1.87

The following variable, YALTMDE, indicates whether a youth reported seeing or talking to an alternative service professional about MDE in the past year. Youths were classified as having seen or talked to an alternative service professional, YALTMDE=1, if they reported seeing or talking to any of the following professionals: religious or spiritual advisor (YRELMDE=1); or herbalist, chiropractor, acupuncturist, or massage therapist (YHBCHMDE=1). Respondents were classified as having not seen or talked to an alternative service professional, YALTMDE=0, if they reported not seeing or talking to all of the professionals listed above (source variable=0).

(YHBCHMDE, YRELMDE)

<u>YALTMDE</u>	Len : 1 RC-YOUTH: SAW/TALK TO ALT SERV PROF ABOUT MDE IN PY		
	. = Aged 18+/Unknown (Otherwise).....	<b>Freq</b>	<b>Pct</b>
	0 = No (See comment above).....	53278	94.91
	1 = Yes (See comment above) .....	2778	4.95
		80	0.14

(YHLMDE, YRXMDEYR)

<u>YMDEHPRX</u>	Len : 1 RC-YOUTH: SAW HEALTH PROF OR RX MED FOR MDE IN PST YR		
	. = Aged 18+/Unknown (Otherwise).....	<b>Freq</b>	<b>Pct</b>
	0 = No (YHLMDE=0 and YRXMDEYR=0).....	53268	94.89
	1 = Yes (YHLMDE=1 or YRXMDEYR=1).....	1715	3.06
		1153	2.05

(YHLMDE, YRXMDEYR)

<u>YMDEHPO</u>	Len : 1 RC-YOUTH: SAW HEALTH PROF ONLY FOR MDE IN PAST YEAR		
	. = Aged 18+/Unknown (Otherwise).....	<b>Freq</b>	<b>Pct</b>
	0 = No (YHLMDE=0 or YRXMDEYR=1) .....	53266	94.89
	1 = Yes (YHLMDE=1 and YRXMDEYR=0).....	2272	4.05
		598	1.07

(YHLMDE, YRXMDEYR)

<u>YMDERXO2</u>	Len : 1 RC-YOUTH: RCVD RX MED, NO HEALTH PROF FOR MDE IN PY		
	. = Aged 18+/Unknown (Otherwise).....	<b>Freq</b>	<b>Pct</b>
	0 = No (YRXMDEYR=0 or YHLMDE=1) .....	53241	94.84
	1 = Yes (YRXMDEYR=1 and YHLMDE=0).....	2804	5.00
		91	0.16

RECODED ADOLESCENT DEPRESSION

(YHLMDE, YRXMDEYR)

YMDEHARX

Len : 1 RC-YOUTH: SAW HEALTH PROF AND RX MED FOR MDE IN PY

	Freq	Pct
. = Aged 18+/Unknown (Otherwise).....	53239	94.84
0 = No (YHLMDE=0 or YRXMDEYR=0) .....	2447	4.36
1 = Yes (YHLMDE=1 and YRXMDEYR=1).....	450	0.80

NOTE: The following five variables were not renamed in 2008 since they were originally only defined for youth; therefore, no changes are needed for these in order to generate analyses across years.

NOTE: The following four variables make up the four role domains (chores at home, school or work, close relationships with family, and social life) of the Sheehan Disability Scale (SDS), which measures the impact of a disorder on an adolescent's life.

(YOPSHMGT)

YSDSHOME

Len : 1 RC-YOUTH: MDE ROLE IMPAIRMENT - CHORES AT HOME

	Freq	Pct
. = Aged 18+/Unknown/Legitimate Skip (Otherwise).....	54029	96.25
1 = None (YOPSHMGT=0).....	114	0.20
2 = Mild (YOPSHMGT=1,2,3).....	412	0.73
3 = Moderate (YOPSHMGT=4,5,6) .....	892	1.59
4 = Severe (YOPSHMGT=7,8,9).....	540	0.96
5 = Very Severe (YOPSHMGT=10).....	149	0.27

(YOPSWORK)

YSDSWRK

Len : 1 RC-YOUTH: MDE ROLE IMPAIRMENT - SCHOOL OR WORK

	Freq	Pct
. = Aged 18+/Unknown/Legitimate Skip (Otherwise).....	54027	96.24
1 = None (YOPSWORK=0) .....	85	0.15
2 = Mild (YOPSWORK=1,2,3) .....	435	0.77
3 = Moderate (YOPSWORK=4,5,6).....	743	1.32
4 = Severe (YOPSWORK=7,8,9) .....	643	1.15
5 = Very Severe (YOPSWORK=10).....	203	0.36

(YOPSRELS)

YSDSREL

Len : 1 RC-YOUTH: MDE ROLE IMPAIRMENT - FAMILY RELATIONSHIPS

	Freq	Pct
. = Aged 18+/Unknown/Legitimate Skip (Otherwise).....	54029	96.25
1 = None (YOPSRELS=0).....	100	0.18
2 = Mild (YOPSRELS=1,2,3).....	335	0.60
3 = Moderate (YOPSRELS=4,5,6) .....	720	1.28
4 = Severe (YOPSRELS=7,8,9).....	734	1.31
5 = Very Severe (YOPSRELS=10).....	218	0.39

(YOPSSOC)

YSDSSOC

Len : 1 RC-YOUTH: MDE ROLE IMPAIRMENT - SOCIAL LIFE

	Freq	Pct
. = Aged 18+/Unknown/Legitimate Skip (Otherwise).....	54029	96.25
1 = None (YOPSSOC=0).....	79	0.14
2 = Mild (YOPSSOC=1,2,3).....	321	0.57
3 = Moderate (YOPSSOC=4,5,6) .....	677	1.21
4 = Severe (YOPSSOC=7,8,9).....	771	1.37
5 = Very Severe (YOPSSOC=10).....	259	0.46

The following variable, YSDSOVRL, is assigned the maximum level of interference over the four role domains of SDS: chores at home (YSDSHOME), school or work (YSDSWRK), family relationships (YSDSREL), and social life (YSDSSOC).

(YSDSHOME, YSDSREL, YSDSSOC, YSDSWRK)

YSDSOVRL

Len : 1 RC-YOUTH: MAX SEVERITY LEVEL OF MDE ROLE IMPAIRMENT

	Freq	Pct
. = Aged 18+/Unknown/Legitimate Skip (Otherwise).....	54019	96.23
1 = None (See comment above).....	9	0.02
2 = Mild (See comment above).....	105	0.19
3 = Moderate (See comment above).....	499	0.89
4 = Severe (See comment above).....	1042	1.86
5 = Very Severe (See comment above).....	462	0.82

RECODED ADOLESCENT DEPRESSION

The following variable, MDEIMPY, is derived from the maximum severity level of MDE role impairment (YSDSOVRL) and is restricted to adolescents with past year MDE (YMDEYR).

(YMDEYR, YSDSOVRL)

MDEIMPY Len : 1 RC-YOUTH: MDE WITH SEVERE ROLE IMPAIRMENT

	Freq	Pct
. = Aged 18+/Unknown (Otherwise).....	43200	76.96
1 = Yes (YMDEYR=1 and YSDSOVRL=4,5) .....	1497	2.67
2 = No (YMDEYR=2 or YSDSOVRL=1,2,3).....	11439	20.38

(ABODALC, MDEIMPY)

YMDEIMAUD Len : 1 RC-YOUTH: PAST YEAR MDE WITH SEVERE IMP AND ALC DEP OR ABUSE

	Freq	Pct
. = Aged 18+/Unknown MDE Impairment (MDEIMPY=.) .....	43200	76.96
0 = No (MDEIMPY=2 or ABODALC=0) .....	12846	22.88
1 = Yes (MDEIMPY=1 & ABODALC=1) .....	90	0.16

(MDEIMPY, UDPYILL)

YMDEIMIUD Len : 1 RC-YOUTH: PST YR MDE W/ SEVERE IMP AND ILL DRUG DEP OR ABUSE

	Freq	Pct
. = Aged 18+/Unknown MDE Impairment (MDEIMPY=.) .....	43200	76.96
0 = No (MDEIMPY=2 or UDPYILL=0) .....	12777	22.76
1 = Yes (MDEIMPY=1 & UDPYILL=1) .....	159	0.28

(MDEIMPY, UDPYILAL)

YMDEIMUDPY Len : 1 RC-YOUTH: PY MDE W/ SEV IMPAIRMT AND SUB DEP OR ABUSE

	Freq	Pct
. = Aged 18+/Unknown MDE Impairment (MDEIMPY=.) .....	43200	76.96
0 = No (MDEIMPY=2 or UDPYILAL=0).....	12731	22.68
1 = Yes (MDEIMPY=1 & UDPYILAL=1).....	205	0.37

CONSUMPTION OF ALCOHOL

**CONSUMPTION OF ALCOHOL**

*The values in this section may be inconsistent with values for variables in other sections of the interview. Items in this section were edited when respondents legitimately skipped out of these items based on prior answers in earlier sections. Otherwise, variables in one section of the interview generally were not edited to make them consistent with variables in another section of the interview. This note applies to variables in this section marked by a<sup>1</sup>.*

NOTE: Beginning in 2017, respondents who reported that they used alcohol on 0 days in the past 30 days are no longer asked questions in the consumption of alcohol module that pertain to the past 30 days. This change has resulted in an increase in the number of respondents who were coded as "blank" compared with data from 2016 and prior years. However, this change was determined not to have affected the comparability of estimates since 2017 with those prior to 2017.

Next we return to the topic of alcohol. Remember that by a "drink", we mean a can or bottle of beer, a glass of wine or a wine cooler, a shot of liquor, or a mixed drink with liquor in it. We are not asking about times when you only had a sip or two from a drink.

Earlier, the computer recorded that you drank at least one alcoholic beverage within the past 30 days, that is, since [DATEFILL].

Please think about the last time you drank any alcoholic beverage. How many drinks did you have that time?

(CA01)

CADRLAST<sup>1</sup>

Len : 3 # OF DRINKS THE LAST TIME DRANK IN PAST 30 DAYS

	Freq	Pct
RANGE = 1 - 90 .....	24653	43.92
985 = BAD DATA Logically assigned .....	7	0.01
991 = NEVER USED ALCOHOL .....	16008	28.52
993 = DID NOT USE ALCOHOL IN THE PAST 30 DAYS .....	14441	25.73
994 = DON'T KNOW .....	195	0.35
997 = REFUSED .....	147	0.26
998 = BLANK (NO ANSWER).....	685	1.22

This last time you drank, were you alone or were you with one or more other people?

(CA02A)

CADRPEOP<sup>1</sup>

Len : 2 ALONE OR W/ MORE THAN ONE PERSON LAST TIME DRANK

	Freq	Pct
1 = I was alone the last time I drank.....	301	0.54
2 = I was with one other person the last time I drank .....	538	0.96
3 = I was with >one other person the last time I drank.....	2210	3.94
85 = BAD DATA Logically assigned .....	3	0.01
89 = LEGITIMATE SKIP Logically assigned .....	1	0.00
91 = NEVER USED ALCOHOL.....	16008	28.52
93 = DID NOT USE ALCOHOL IN THE PAST 30 DAYS .....	14441	25.73
94 = DON'T KNOW .....	10	0.02
97 = REFUSED .....	28	0.05
98 = BLANK (NO ANSWER) .....	362	0.64
99 = LEGITIMATE SKIP.....	22234	39.61

Where did you drink alcoholic beverages this last time you drank?

(CA02B)

CADRRCAR<sup>1</sup>

Len : 2 I DRANK IN A CAR OR OTHER VEHICLE

	Freq	Pct
1 = Response entered .....	125	0.22
3 = Response entered LOGICALLY ASSIGNED .....	1	0.00
6 = Response not entered .....	2893	5.15
85 = BAD DATA Logically assigned.....	2	0.00
91 = NEVER USED ALCOHOL.....	16008	28.52
93 = DID NOT USE ALCOHOL IN THE PAST 30 DAYS .....	14441	25.73
94 = DON'T KNOW .....	18	0.03
97 = REFUSED .....	50	0.09
98 = BLANK (NO ANSWER) .....	363	0.65
99 = LEGITIMATE SKIP.....	22235	39.61

CONSUMPTION OF ALCOHOL

(CA02B)  
CADRHOME<sup>1</sup>

Len : 2 I DRANK AT MY HOME		<b>Freq</b>	<b>Pct</b>
1 = Response entered .....		1185	2.11
3 = Response entered LOGICALLY ASSIGNED .....		10	0.02
6 = Response not entered .....		1824	3.25
85 = BAD DATA Logically assigned .....		1	0.00
89 = LEGITIMATE SKIP Logically assigned .....		1	0.00
91 = NEVER USED ALCOHOL .....		16008	28.52
93 = DID NOT USE ALCOHOL IN THE PAST 30 DAYS .....		14441	25.73
94 = DON'T KNOW .....		18	0.03
97 = REFUSED .....		50	0.09
98 = BLANK (NO ANSWER) .....		364	0.65
99 = LEGITIMATE SKIP .....		22234	39.61

(CA02B)  
CADROTHM<sup>1</sup>

Len : 2 I DRANK AT SOMEONE ELSE'S HOME		<b>Freq</b>	<b>Pct</b>
1 = Response entered .....		1398	2.49
3 = Response entered LOGICALLY ASSIGNED .....		23	0.04
6 = Response not entered .....		1598	2.85
91 = NEVER USED ALCOHOL .....		16008	28.52
93 = DID NOT USE ALCOHOL IN THE PAST 30 DAYS .....		14441	25.73
94 = DON'T KNOW .....		18	0.03
97 = REFUSED .....		50	0.09
98 = BLANK (NO ANSWER) .....		365	0.65
99 = LEGITIMATE SKIP .....		22235	39.61

(CA02B)  
CADRPUBL<sup>1</sup>

Len : 2 I DRANK AT A PARK, ON A BEACH OR IN A PARKING LOT		<b>Freq</b>	<b>Pct</b>
1 = Response entered .....		133	0.24
3 = Response entered LOGICALLY ASSIGNED .....		8	0.01
6 = Response not entered .....		2878	5.13
91 = NEVER USED ALCOHOL .....		16008	28.52
93 = DID NOT USE ALCOHOL IN THE PAST 30 DAYS .....		14441	25.73
94 = DON'T KNOW .....		18	0.03
97 = REFUSED .....		50	0.09
98 = BLANK (NO ANSWER) .....		365	0.65
99 = LEGITIMATE SKIP .....		22235	39.61

(CA02B)  
CADRBAR<sup>1</sup>

Len : 2 I DRANK IN A RESTAURANT, BAR OR CLUB		<b>Freq</b>	<b>Pct</b>
1 = Response entered .....		187	0.33
3 = Response entered LOGICALLY ASSIGNED .....		4	0.01
6 = Response not entered .....		2828	5.04
91 = NEVER USED ALCOHOL .....		16008	28.52
93 = DID NOT USE ALCOHOL IN THE PAST 30 DAYS .....		14441	25.73
94 = DON'T KNOW .....		18	0.03
97 = REFUSED .....		50	0.09
98 = BLANK (NO ANSWER) .....		365	0.65
99 = LEGITIMATE SKIP .....		22235	39.61

(CA02B)  
CADREVNT<sup>1</sup>

Len : 2 I DRANK AT A CONCERT OR SPORTS GAME		<b>Freq</b>	<b>Pct</b>
1 = Response entered .....		70	0.12
3 = Response entered LOGICALLY ASSIGNED .....		3	0.01
6 = Response not entered .....		2946	5.25
91 = NEVER USED ALCOHOL .....		16008	28.52
93 = DID NOT USE ALCOHOL IN THE PAST 30 DAYS .....		14441	25.73
94 = DON'T KNOW .....		18	0.03
97 = REFUSED .....		50	0.09
98 = BLANK (NO ANSWER) .....		365	0.65
99 = LEGITIMATE SKIP .....		22235	39.61

CONSUMPTION OF ALCOHOL

(CA02B)  
CADRSCHL<sup>1</sup>

Len : 2 I DRANK AT SCHOOL

	Freq	Pct
1 = Response entered .....	67	0.12
6 = Response not entered .....	2952	5.26
91 = NEVER USED ALCOHOL .....	16008	28.52
93 = DID NOT USE ALCOHOL IN THE PAST 30 DAYS .....	14441	25.73
94 = DON'T KNOW .....	18	0.03
97 = REFUSED .....	50	0.09
98 = BLANK (NO ANSWER) .....	365	0.65
99 = LEGITIMATE SKIP .....	22235	39.61

(CA02B)  
CADROTH<sup>1</sup>

Len : 2 I DRANK AT SOME OTHER PLACE

	Freq	Pct
1 = Response entered .....	288	0.51
6 = Response not entered .....	2731	4.86
91 = NEVER USED ALCOHOL .....	16008	28.52
93 = DID NOT USE ALCOHOL IN THE PAST 30 DAYS .....	14441	25.73
94 = DON'T KNOW .....	18	0.03
97 = REFUSED .....	50	0.09
98 = BLANK (NO ANSWER) .....	365	0.65
99 = LEGITIMATE SKIP .....	22235	39.61

(CA02SC)  
CADROTS2<sup>1</sup>

Len : 2 OTHER PLACE YOU LAST DRANK ALCOHOL

	Freq	Pct
1 = I drank in a car or other vehicle .....	2	0.00
2 = I drank at my home .....	11	0.02
3 = I drank at someone else's home .....	27	0.05
4 = I drank at a park, on a beach, or in a parking lot .....	10	0.02
5 = I drank in a restaurant, bar or club .....	5	0.01
6 = I drank at a concert or sports game .....	3	0.01
7 = I drank at school .....	2	0.00
8 = I drank at some other place .....	7	0.01
9 = At respondent's place of work/business .....	4	0.01
11 = In a boat, ship, water vessel .....	5	0.01
14 = At a cabin, cottage, vacation home/vacation condo .....	9	0.02
15 = Hotel/motel/resort/BB; restaurnt/bar/club not spec .....	19	0.03
17 = At a house/apt/garage; no other information .....	6	0.01
18 = At a swimming pool .....	3	0.01
20 = River/lake/waterfront/harbor; park/beach unspfd .....	4	0.01
22 = Camping/hunting/fishing; no other information .....	13	0.02
23 = Street/road/alley/neighborhood .....	3	0.01
24 = Outside; park, beach, parkng lot, water unspcfd .....	13	0.02
25 = In a bowling alley; restaurant/bar unspecified .....	3	0.01
26 = Place of entertainment; club/sports/concert unspec .....	6	0.01
29 = In a dorm/dorm room .....	10	0.02
30 = At a fraternity/sorority house or event .....	4	0.01
33 = Inside a building; home/school/business unspcfd .....	5	0.01
35 = At a party/wedding/celebration/event; no othr info .....	52	0.09
36 = With friends/family, hanging out; location unspfd .....	3	0.01
70 = City/State/Country/vacation, location unspecified .....	11	0.02
85 = BAD DATA Logically assigned .....	18	0.03
91 = NEVER USED ALCOHOL .....	16008	28.52
93 = DID NOT USE ALCOHOL IN THE PAST 30 DAYS .....	14441	25.73
94 = DON'T KNOW .....	13	0.02
97 = REFUSED .....	67	0.12
98 = BLANK (NO ANSWER) .....	383	0.68
99 = LEGITIMATE SKIP .....	24966	44.47



CONSUMPTION OF ALCOHOL

Did you pay for the last alcoholic beverage that you drank?

(CA03)

CABUYFRE<sup>1</sup>

Len : 2 PAY FOR THE LAST ALCOHOLIC BEVERAGE THAT U DRANK

	Freq	Pct
1 = Yes.....	846	1.51
2 = No.....	2201	3.92
85 = BAD DATA Logically assigned.....	3	0.01
89 = LEGITIMATE SKIP Logically assigned.....	1	0.00
91 = NEVER USED ALCOHOL.....	16008	28.52
93 = DID NOT USE ALCOHOL IN THE PAST 30 DAYS.....	14441	25.73
94 = DON'T KNOW.....	11	0.02
97 = REFUSED.....	29	0.05
98 = BLANK (NO ANSWER).....	362	0.64
99 = LEGITIMATE SKIP.....	22234	39.61

Did you buy this last alcoholic beverage yourself, or did you give money to someone else to buy it for you?

(CA04)

CABVVMONY<sup>1</sup>

Len : 2 DID YOU/SOMEONE ELSE BUY LAST ALCOHOLIC BEVERAGE

	Freq	Pct
1 = I bought it myself.....	266	0.47
2 = I gave money to someone else who bought it for me.....	568	1.01
85 = BAD DATA Logically assigned.....	3	0.01
89 = LEGITIMATE SKIP Logically assigned.....	1	0.00
91 = NEVER USED ALCOHOL.....	16008	28.52
93 = DID NOT USE ALCOHOL IN THE PAST 30 DAYS.....	14441	25.73
94 = DON'T KNOW.....	5	0.01
97 = REFUSED.....	14	0.02
98 = BLANK (NO ANSWER).....	395	0.70
99 = LEGITIMATE SKIP.....	24435	43.53

People often buy alcoholic beverages at stores, restaurants, bars, clubs, or events. Sometimes they buy alcohol from other people. Which of these statements describes the way you bought the last alcoholic beverage that you drank?

(CA05)

CABUYWHO<sup>1</sup>

Len : 2 STATEMENT BEST DESCRIBES PURCHASE OF LAST ALCOHOL

	Freq	Pct
1 = I bought it at a store/restaurant/bar/club/event.....	222	0.40
2 = I bought it from another person.....	43	0.08
85 = BAD DATA Logically assigned.....	2	0.00
89 = LEGITIMATE SKIP Logically assigned.....	1	0.00
91 = NEVER USED ALCOHOL.....	16008	28.52
93 = DID NOT USE ALCOHOL IN THE PAST 30 DAYS.....	14441	25.73
97 = REFUSED.....	8	0.01
98 = BLANK (NO ANSWER).....	408	0.73
99 = LEGITIMATE SKIP.....	25003	44.54

At which of these places did you buy the last alcoholic beverage that you drank?

(CA05A)

CABPLACE<sup>1</sup>

Len : 2 WHERE YOU BOUGHT LAST ALCOHOLIC BEVERAGE

	Freq	Pct
1 = I bought it at a liquor/convenience/grocery store.....	146	0.26
2 = I bought it at a restaurant, bar or club.....	71	0.13
3 = I bought it at a concert, sports or other event.....	3	0.01
85 = BAD DATA Logically assigned.....	2	0.00
91 = NEVER USED ALCOHOL.....	16008	28.52
93 = DID NOT USE ALCOHOL IN THE PAST 30 DAYS.....	14441	25.73
94 = DON'T KNOW.....	1	0.00
97 = REFUSED.....	8	0.01
98 = BLANK (NO ANSWER).....	409	0.73
99 = LEGITIMATE SKIP.....	25047	44.62

CONSUMPTION OF ALCOHOL

Did you buy this last alcoholic beverage from someone who was under age 21, or were they 21 or older?

(CA05B)

CABUNDAG<sup>1</sup>

Len : 2 BUY LAST ALCOHOLIC BEVERAGE FR SOMEONE <21 OR 21+

	Freq	Pct
1 = Under age 21.....	12	0.02
2 = Age 21 or older.....	31	0.06
89 = LEGITIMATE SKIP Logically assigned.....	1	0.00
91 = NEVER USED ALCOHOL.....	16008	28.52
93 = DID NOT USE ALCOHOL IN THE PAST 30 DAYS.....	14441	25.73
97 = REFUSED.....	7	0.01
98 = BLANK (NO ANSWER).....	411	0.73
99 = LEGITIMATE SKIP.....	25225	44.94

Who bought the alcoholic beverage for you?

(CA06)

CAGVWHO<sup>1</sup>

Len : 2 WHO BOUGHT THE ALCOHOLIC BEVERAGE FOR YOU

	Freq	Pct
1 = My parent or guardian.....	19	0.03
2 = Another family member who is 21 or older.....	54	0.10
3 = Someone not related to me who is 21 or older.....	396	0.71
4 = Someone under age 21.....	79	0.14
85 = BAD DATA Logically assigned.....	1	0.00
91 = NEVER USED ALCOHOL.....	16008	28.52
93 = DID NOT USE ALCOHOL IN THE PAST 30 DAYS.....	14441	25.73
94 = DON'T KNOW.....	1	0.00
97 = REFUSED.....	26	0.05
98 = BLANK (NO ANSWER).....	409	0.73
99 = LEGITIMATE SKIP.....	24702	44.00

How did you get the last alcoholic beverage that you drank?

(CA07)

CAFREWHO<sup>1</sup>

Len : 2 HOW DID U GET THE LAST ALCOHOLIC BEVERAGE U DRANK

	Freq	Pct
1 = My parent or guardian.....	299	0.53
2 = Another family member who is 21 or older.....	333	0.59
3 = Someone not related to me who is 21 or older.....	602	1.07
4 = Someone under age 21.....	347	0.62
5 = I took it from home.....	189	0.34
6 = I took it from someone else's home.....	76	0.14
7 = I got it some other way.....	231	0.41
11 = My parent or guardian LOGICALLY ASSIGNED.....	3	0.01
13 = Non-relative who is 21 or older LOGICALLY ASSIGNED.....	8	0.01
14 = Someone under age 21 LOGICALLY ASSIGNED.....	3	0.01
15 = I took it from home LOGICALLY ASSIGNED.....	2	0.00
16 = I took it from someone else's home LOGICALLY ASSN.....	4	0.01
91 = NEVER USED ALCOHOL.....	16008	28.52
93 = DID NOT USE ALCOHOL IN THE PAST 30 DAYS.....	14441	25.73
94 = DON'T KNOW.....	20	0.04
97 = REFUSED.....	91	0.16
98 = BLANK (NO ANSWER).....	398	0.71
99 = LEGITIMATE SKIP.....	23081	41.12

CONSUMPTION OF ALCOHOL

(CA07SC)  
CAFRESP2<sup>1</sup>

Len : 2 OTHER WAY YOU GOT THE LAST ALCOHOLIC BEVERAGE

	Freq	Pct
1 = My parent or guardian gave it to me .....	3	0.01
3 = Someone not related & 21 y-o or older gave to me.....	8	0.01
4 = Someone under age 21 gave it to me.....	3	0.01
5 = I took it from home .....	2	0.00
6 = I took it from someone else's home.....	4	0.01
7 = I got it some other way .....	11	0.02
10 = I bought/ordered it with a fake ID/similar.....	4	0.01
12 = I bought/ordered it; how unspecified .....	8	0.01
13 = Got/bought it in a store/liquor store; how unspcfd.....	6	0.01
14 = Got frm bartender/at bar/restaurant;age/how unspc.....	3	0.01
16 = Got it at party/celebration; no other info.....	18	0.03
19 = I took/got/stole it; location unspcfd or unclear.....	17	0.03
20 = Someone else stole the alcohol .....	4	0.01
22 = Given by/got fr friend/acquaint; age/how unspc.....	61	0.11
23 = Given by/got fr oth non-relative; age/how unspcfd.....	4	0.01
24 = Given by/got from person; age/relationship unspc.....	10	0.02
25 = Got as gift/for free; no other info .....	5	0.01
26 = Friend/acquaint of friend bought it; age unspc.....	3	0.01
28 = Bought by someone else; age/relationship unspc.....	4	0.01
31 = Just got it/had it; no other information.....	4	0.01
32 = From a house/home; no other information.....	4	0.01
33 = Found it; person's home unspecified.....	6	0.01
85 = BAD DATA Logically assigned.....	16	0.03
91 = NEVER USED ALCOHOL.....	16008	28.52
93 = DID NOT USE ALCOHOL IN THE PAST 30 DAYS.....	14441	25.73
94 = DON'T KNOW.....	18	0.03
97 = REFUSED.....	116	0.21
98 = BLANK (NO ANSWER).....	418	0.74
99 = LEGITIMATE SKIP.....	24927	44.40

NOTE: Beginning in 2015, questions about the misuse of prescription pain relievers, tranquilizers, stimulants, and sedatives with alcohol in the past 30 days were asked in the relevant sections of the interview about the misuse of prescription drugs instead of being asked in the consumption of alcohol section of the interview.

Think again about this last time you drank any alcoholic beverages, when you had [CA01 FILL] [drink/drinks]. Did you also use [DRUGFILL] while you were drinking or within a couple of hours of drinking?

(CA08)  
CADRKDRUG<sup>1</sup>

Len : 2 ALSO USE [DRUGFILL] WHILE YOU WERE DRINKING

	Freq	Pct
1 = Yes.....	3084	5.49
2 = No.....	2748	4.90
85 = BAD DATA Logically assigned.....	4	0.01
91 = NEVER USED ALCOHOL OR NEVER USED OTHER DRUGS.....	24117	42.96
93 = DIDNT USE ALC OR DIDNT USE DRUGS IN THE PST 30 DYS.....	25481	45.39
94 = DON'T KNOW.....	28	0.05
97 = REFUSED.....	48	0.09
98 = BLANK (NO ANSWER).....	626	1.12

What other drug or drugs did you use while you were drinking or within a couple of hours of drinking?

(CA09)  
CADRKMARJ<sup>1</sup>

Len : 2 MARIJUANA OR HASHISH

	Freq	Pct
1 = Response entered.....	415	0.74
5 = Response entered LOG ASSN (from skip pattern).....	2546	4.54
6 = Response not entered.....	50	0.09
91 = NEVER USED ALCOHOL OR NEVER USED OTHER DRUGS.....	24117	42.96
93 = DIDNT USE ALC OR DIDNT USE DRUGS IN THE PST 30 DYS.....	25481	45.39
97 = REFUSED.....	1	0.00
98 = BLANK (NO ANSWER).....	357	0.64
99 = LEGITIMATE SKIP.....	3169	5.65

CONSUMPTION OF ALCOHOL

(CA09)  
CADRKCOCN<sup>1</sup>

Len : 2 COCAINE OR 'CRACK'

	Freq	Pct
1 = Response entered .....	104	0.19
5 = Response entered LOG ASSN (from skip pattern).....	21	0.04
6 = Response not entered .....	130	0.23
91 = NEVER USED ALCOHOL OR NEVER USED OTHER DRUGS.....	24117	42.96
93 = DIDNT USE ALC OR DIDNT USE DRUGS IN THE PST 30 DYS.....	25481	45.39
97 = REFUSED .....	1	0.00
98 = BLANK (NO ANSWER) .....	59	0.11
99 = LEGITIMATE SKIP.....	6223	11.09

(CA09)  
CADRKHERN<sup>1</sup>

Len : 2 HEROIN

	Freq	Pct
1 = Response entered .....	14	0.02
5 = Response entered LOG ASSN (from skip pattern).....	1	0.00
6 = Response not entered .....	15	0.03
89 = LEGITIMATE SKIP Logically assigned.....	1	0.00
91 = NEVER USED ALCOHOL OR NEVER USED OTHER DRUGS.....	24117	42.96
93 = DIDNT USE ALC OR DIDNT USE DRUGS IN THE PST 30 DYS.....	25481	45.39
98 = BLANK (NO ANSWER) .....	6	0.01
99 = LEGITIMATE SKIP.....	6501	11.58

(CA09)  
CADRKHALL<sup>1</sup>

Len : 2 HALLUCINOGENS

	Freq	Pct
1 = Response entered .....	29	0.05
5 = Response entered LOG ASSN (from skip pattern).....	10	0.02
6 = Response not entered .....	200	0.36
89 = LEGITIMATE SKIP Logically assigned.....	1	0.00
91 = NEVER USED ALCOHOL OR NEVER USED OTHER DRUGS.....	24117	42.96
93 = DIDNT USE ALC OR DIDNT USE DRUGS IN THE PST 30 DYS.....	25481	45.39
98 = BLANK (NO ANSWER) .....	120	0.21
99 = LEGITIMATE SKIP.....	6178	11.01

(CA09)  
CADRKINHL<sup>1</sup>

Len : 2 INHALANTS

	Freq	Pct
1 = Response entered .....	7	0.01
5 = Response entered LOG ASSN (from skip pattern).....	3	0.01
6 = Response not entered .....	36	0.06
89 = LEGITIMATE SKIP Logically assigned.....	1	0.00
91 = NEVER USED ALCOHOL OR NEVER USED OTHER DRUGS.....	24117	42.96
93 = DIDNT USE ALC OR DIDNT USE DRUGS IN THE PST 30 DYS.....	25481	45.39
98 = BLANK (NO ANSWER) .....	48	0.09
99 = LEGITIMATE SKIP.....	6443	11.48

CONSUMPTION OF ALCOHOL

(CA09)

CADRKMETH<sup>1</sup>

Len : 2 METHAMPHETAMINE

	Freq	Pct
1 = Response entered .....	54	0.10
5 = Response entered LOG ASSN (from skip pattern).....	13	0.02
6 = Response not entered .....	33	0.06
89 = LEGITIMATE SKIP Logically assigned.....	1	0.00
91 = NEVER USED ALCOHOL OR NEVER USED OTHER DRUGS.....	24117	42.96
93 = DIDNT USE ALC OR DIDNT USE DRUGS IN THE PST 30 DYS.....	25481	45.39
98 = BLANK (NO ANSWER) .....	20	0.04
99 = LEGITIMATE SKIP.....	6417	11.43

NOTE: Beginning in 2015, female respondents were asked for CABINGEVR, CABINGAGE, CABINGYFU, and CABINGMFU to report about consumption of 4 or more drinks on the same occasion. As in prior years, male respondents in 2015 were asked for CABINGEVR, CABINGAGE, CABINGYFU, and CABINGMFU to report about consumption of 5 or more drinks on the same occasion. Variables pertaining to consumption of 5 or more drinks or 4 or more drinks on the same occasion have been edited with respect to ALCUS30D and ALCBNG30D.

CABINGFLG takes into account the editing of the variables ALCUS30D and ALCBNG30D in the ALCOHOL module.

CABINGFLG<sup>1</sup>

Len : 2 ANY REPORT OF 4+ OR 5+ DRINKS FROM ALCOHOL MODULE

	Freq	Pct
0 = No report of 4+/5+ drinks or not applicable.....	42666	76.00
1 = Binge alcohol use on 1+ days (ALCBNG30D=1-30).....	13132	23.39
11 = Report of 4+/5+ drinks in ALCUS30D.....	124	0.22
85 = BAD DATA Logically assigned.....	214	0.38

Earlier the computer recorded that you have had at least one drink of an alcoholic beverage in your lifetime. Have you ever had [4 or more]/[5 or more] drinks on the same occasion? By 'occasion,' we mean at the same time or within a couple of hours of each other.

(CA10)

CABINGEVR<sup>1</sup>

Len : 2 EVER HAD 4/5 OR MORE DRINKS ON THE SAME OCCASION

	Freq	Pct
1 = Yes.....	11472	20.44
2 = No.....	14811	26.38
3 = Yes LOGICALLY ASSIGNED.....	25	0.04
5 = Yes LOGICALLY ASSIGNED (from skip pattern) .....	13565	24.16
85 = BAD DATA Logically assigned.....	4	0.01
91 = NEVER USED ALCOHOL.....	16008	28.52
94 = DON'T KNOW.....	81	0.14
97 = REFUSED .....	140	0.25
98 = BLANK (NO ANSWER) .....	30	0.05

Earlier the computer recorded that you had [4 or more]/[5 or more] drinks on the same occasion in the past 30 days. How old were you the first time you had [4 or more]/[5 or more] drinks on the same occasion?

How old were you the first time you had [4 or more]/[5 or more] drinks on the same occasion?

(CA11)

CABINGAGE<sup>1</sup>

Len : 3 AGE 1ST TIME HAD 4 OR 5 OR MORE DRINKS SAME OCCASION

	Freq	Pct
RANGE = 1 - 86.....	23692	42.20
985 = BAD DATA Logically assigned.....	490	0.87
991 = NEVER USED ALCOHOL.....	16008	28.52
994 = DON'T KNOW.....	717	1.28
997 = REFUSED .....	150	0.27
998 = BLANK (NO ANSWER).....	268	0.48
999 = LEGITIMATE SKIP.....	14811	26.38

CONSUMPTION OF ALCOHOL

Did you first have [4 or more]/[5 or more] drinks on the same occasion in [CURRENT YEAR - 1] or [CURRENT YEAR]?

Did you first have [4 or more]/[5 or more] drinks on the same occasion in [CURRENT YEAR - 2] or [CURRENT YEAR - 1]?

In what month in [CURRENT YEAR] did you first have [4 or more]/[5 or more] drinks on the same occasion?

(CA11A, CA11B, CA11C)

CABINGYFU<sup>1</sup>

Len : 4 YEAR OF FIRST 4 OR 5 + DRINKS ON SAME OCCASION - RECODE

	Freq	Pct
RANGE = 2017 - 2019 .....	3302	5.88
9985 = BAD DATA Logically assigned .....	63	0.11
9989 = LEGITIMATE SKIP Logically assigned .....	85	0.15
9991 = NEVER USED ALCOHOL .....	16008	28.52
9994 = DON'T KNOW .....	736	1.31
9997 = REFUSED .....	154	0.27
9998 = BLANK (NO ANSWER).....	756	1.35
9999 = LEGITIMATE SKIP .....	35032	62.41

In what month in [CURRENT YEAR] did you first have [4 or more]/[5 or more] drinks on the same occasion?

In what month in [YEAR FROM CA11a or CA11b] did you first have [4 or more]/[5 or more] drinks on the same occasion?

(CA11C, CA11D)

CABINGMFU<sup>1</sup>

Len : 2 MONTH OF 4 OR 5+ DRINKS ON SAME OCCASION - RECODE

	Freq	Pct
1 = January.....	345	0.61
2 = February.....	178	0.32
3 = March.....	246	0.44
4 = April .....	209	0.37
5 = May.....	248	0.44
6 = June.....	343	0.61
7 = July .....	382	0.68
8 = August .....	203	0.36
9 = September.....	213	0.38
10 = October .....	257	0.46
11 = November .....	186	0.33
12 = December.....	312	0.56
85 = BAD DATA Logically assigned.....	100	0.18
89 = LEGITIMATE SKIP Logically assigned.....	85	0.15
91 = NEVER USED ALCOHOL.....	16008	28.52
94 = DON'T KNOW .....	860	1.53
97 = REFUSED .....	162	0.29
98 = BLANK (NO ANSWER) .....	767	1.37
99 = LEGITIMATE SKIP.....	35032	62.41

NOTE: EIBINGAGE is an "editing indicator" for the variable CABINGAGE. The default value of EIBINGAGE is 1, when no editing has been done to CABINGAGE, other than to replace values with "bad data" codes or to assign relevant LEGITIMATE SKIP/NEVER USED ALCOHOL codes when the question did not apply. EIBINGAGE has values of 2 when values in CABINGAGE have logically been replaced with other values as part of the data editing procedures.

EIBINGAGE<sup>1</sup>

Len : 1 EDITING INDICATOR FOR CABINGAGE

	Freq	Pct
1 = Questionnaire data (or bad data/legitimate skip).....	56111	99.96
2 = Logically assigned data.....	25	0.04

NOTE: EIBINGYFU is an "editing indicator" for the variable CABINGYFU. The default value of EIBINGYFU is 1, when no editing has been done to CABINGYFU, other than to replace values with "bad data" codes or to assign relevant LEGITIMATE SKIP/NEVER USED ALCOHOL codes when the question did not apply. EIBINGYFU has values of 2 when values in CABINGYFU have logically been replaced with other values as part of the data editing procedures.

EIBINGYFU<sup>1</sup>

Len : 1 EDITING INDICATOR FOR CABINGYFU

	Freq	Pct
1 = Questionnaire data (or bad data/legitimate skip).....	56109	99.95
2 = Logically assigned data.....	27	0.05

CONSUMPTION OF ALCOHOL

NOTE: EIBINGMFU is an "editing indicator" for the variable CABINGMFU. The default value of EIBINGMFU is 1, when no editing has been done to CABINGMFU, other than to replace values with "bad data" codes or to assign relevant LEGITIMATE SKIP/NEVER USED ALCOHOL codes when the question did not apply. EIBINGMFU has values of 2 when values in CABINGMFU have logically been replaced with other values as part of the data editing procedures.

EIBINGMFU<sup>1</sup> Len : 1 EDITING INDICATOR FOR CABINGMFU

	Freq	Pct
1 = Questionnaire data (or bad data/legitimate skip).....	56113	99.96
2 = Logically assigned data.....	23	0.04

Do you think you ever had a problem with your own drug or alcohol use?

(CA15)  
CASUPROB<sup>1</sup> Len : 2 THINK EVER HAD PROBLEM WITH OWN DRUG OR ALCOHOL USE

	Freq	Pct
1 = Yes.....	4711	8.39
2 = No.....	37672	67.11
85 = BAD DATA Logically assigned.....	5	0.01
94 = DON'T KNOW.....	137	0.24
97 = REFUSED.....	201	0.36
98 = BLANK (NO ANSWER).....	13	0.02
99 = LEGITIMATE SKIP.....	13397	23.87

At this time do you consider yourself to be in recovery or recovered from your own problem with drugs or alcohol use?

(CA16)  
CASURCVR<sup>1</sup> Len : 2 THINK IN RECOVERY FROM DRUG OR ALCOHOL PROBLEM

	Freq	Pct
1 = Yes.....	3443	6.13
2 = No.....	1246	2.22
85 = BAD DATA Logically assigned.....	3	0.01
94 = DON'T KNOW.....	12	0.02
97 = REFUSED.....	10	0.02
98 = BLANK (NO ANSWER).....	353	0.63
99 = LEGITIMATE SKIP.....	51069	90.97

Do you think you ever had a problem with your own mental health?

(CA17)  
CAMHPROB<sup>1</sup> Len : 2 THINK EVER HAD PROBLEM WITH OWN MENTAL HEALTH

	Freq	Pct
1 = Yes.....	10337	18.41
2 = No.....	32057	57.11
85 = BAD DATA Logically assigned.....	5	0.01
94 = DON'T KNOW.....	127	0.23
97 = REFUSED.....	199	0.35
98 = BLANK (NO ANSWER).....	14	0.02
99 = LEGITIMATE SKIP.....	13397	23.87

At this time do you consider yourself to be in recovery or recovered from your own mental health problem?

(CA18)  
CAMHRCVR<sup>1</sup> Len : 2 THINK IN RECOVERY FROM MENTAL HEALTH PROBLEM

	Freq	Pct
1 = Yes.....	6972	12.42
2 = No.....	3287	5.86
85 = BAD DATA Logically assigned.....	3	0.01
94 = DON'T KNOW.....	66	0.12
97 = REFUSED.....	12	0.02
98 = BLANK (NO ANSWER).....	342	0.61
99 = LEGITIMATE SKIP.....	45454	80.97

CONSUMPTION OF ALCOHOL

This next question is about kratom, which can come in forms such as powder, pills, or leaf.

Have you ever, even once, used kratom?

(KA01)

KRATEVER

Len : 2 EVER USED KRATOM

	<b>Freq</b>	<b>Pct</b>
1 = Yes.....	948	1.69
2 = No.....	54605	97.27
85 = BAD DATA Logically assigned.....	12	0.02
94 = DON'T KNOW.....	362	0.64
97 = REFUSED.....	192	0.34
98 = BLANK (NO ANSWER).....	17	0.03

How long has it been since you last used kratom?

(KALAST3)

KRATREC

Len : 2 TIME SINCE LAST USED KRATOM

	<b>Freq</b>	<b>Pct</b>
1 = Within the past 30 days.....	195	0.35
2 = More than 30 days ago but within the past 12 mos.....	288	0.51
3 = More than 12 months ago.....	447	0.80
9 = Used at some point in the lifetime LOG ASSN.....	18	0.03
85 = BAD DATA Logically assigned.....	9	0.02
91 = NEVER USED KRATOM.....	54605	97.27
98 = BLANK (NO ANSWER).....	574	1.02



RECODED CONSUMPTION OF ALCOHOL

**RECODED CONSUMPTION OF ALCOHOL**

NOTE: The variables in this section are recoded variables that were created from one or more of the edited variables from the preceding section.

NOTE: Certain source variables that were used to create recoded variables have valid values that might not have been reported or assigned for the current survey year. However, these values have been included in the general specifications in the codebook on how the recoded variables were created. See additional details about this issue in the Organization of the Data File section of this codebook introduction.

The following variable defines the social context of a respondent's last alcohol use, including whether they drank alone or if they were with one or more persons.

(CADRPEOP)

UADPEOP

Len : 1 RC-SOCIAL CONTEXT OF MOST RECENT ALCOHOL USE

	<b>Freq</b>	<b>Pct</b>
. = Unknown (Otherwise).....	403	0.72
1 = Drank Alone (CADRPEOP=1).....	301	0.54
2 = Drank with One Other Person (CADRPEOP=2).....	538	0.96
3 = Drank with More Than One Person (CADRPEOP=3).....	2210	3.94
4 = No Past Mon Alc/Aged 21+ (CADRPEOP=89,91,93,99).....	52684	93.85

NOTE: The following eight variables define the locations where respondents had their most recent alcohol use.

(CADRCAR)

UADCAR

Len : 1 RC-MOST RECENT ALCOHOL USE IN A CAR

	<b>Freq</b>	<b>Pct</b>
. = Unknown/No PM Use/Aged 21+ (Otherwise).....	53117	94.62
1 = Yes (CADRCAR=1,3).....	126	0.22
2 = No (CADRCAR=6).....	2893	5.15

(CADRHOME)

UADHOME

Len : 1 RC-MOST RECENT ALCOHOL USE AT HOME

	<b>Freq</b>	<b>Pct</b>
. = Unknown/No PM Use/Aged 21+ (Otherwise).....	53117	94.62
1 = Yes (CADRHOME=1,3).....	1195	2.13
2 = No (CADRHOME=6).....	1824	3.25

(CADROTHM)

UADOTHM

Len : 1 RC-MOST RECENT ALCOHOL USE AT SOMEONE ELSE'S HOME

	<b>Freq</b>	<b>Pct</b>
. = Unknown/No PM Use/Aged 21+ (Otherwise).....	53117	94.62
1 = Yes (CADROTHM=1,3).....	1421	2.53
2 = No (CADROTHM=6).....	1598	2.85

(CADRPUBL)

UADPUBL

Len : 1 RC-MOST RECENT ALCOHOL USE AT A PARK, BEACH, OR LOT

	<b>Freq</b>	<b>Pct</b>
. = Unknown/No PM Use/Aged 21+ (Otherwise).....	53117	94.62
1 = Yes (CADRPUBL=1,3).....	141	0.25
2 = No (CADRPUBL=6).....	2878	5.13

(CADRBAR)

UADBAR

Len : 1 RC-MOST RECENT ALCOHOL USE AT RESTAURANT, BAR, OR CLUB

	<b>Freq</b>	<b>Pct</b>
. = Unknown/No PM Use/Aged 21+ (Otherwise).....	53117	94.62
1 = Yes (CADRBAR=1,3).....	191	0.34
2 = No (CADRBAR=6).....	2828	5.04

(CADREVNT)

UADVNT

Len : 1 RC-MOST RECENT ALCOHOL USE AT CONCERT OR SPORTS GAME

	<b>Freq</b>	<b>Pct</b>
. = Unknown/No PM Use/Aged 21+ (Otherwise).....	53117	94.62
1 = Yes (CADREVNT=1,3).....	73	0.13
2 = No (CADREVNT=6).....	2946	5.25

RECODED CONSUMPTION OF ALCOHOL

(CADRSCHL)  
UADSCHL

Len : 1 RC-MOST RECENT ALCOHOL USE AT SCHOOL

	Freq	Pct
. = Unknown/No PM Use/Aged 21+ (Otherwise).....	53117	94.62
1 = Yes (CADRSCHL=1,3).....	67	0.12
2 = No (CADRSCHL=6).....	2952	5.26

The following variable, UADROTH, was assigned a negative response if a respondent indicated not receiving their most recent alcohol from some other place (CADROTH=6) or indicated receiving their most recent alcohol from one of the other specific locations asked about (CADROTH=1 & CADROTS2=1-7). A missing was assigned if a respondent indicated that they received their most recent alcohol from some other place (CADROTH=1) and their response to the other-specify follow-up question was invalid or unknown (CADROTS2=70, 85, 94, 97, 98) or if they were not alcohol users, or did not indicate any location for their most recent alcohol use (CADROTH=91, 93, 94, 97, 98, 99).

(CADROTH, CADROTS2)  
UADROTH

Len : 1 RC-MOST RECENT ALCOHOL USE AT SOME OTHER PLACE

	Freq	Pct
. = Unknown/No PM Use/Aged 21+ (See comment above).....	53176	94.73
1 = Yes (CADROTH=1 and CADROTS2=8-41).....	169	0.30
2 = No (See comment above).....	2791	4.97

(CADROTS2)  
UADOTSP

Len : 1 RC-OTHER LOCATIONS OF MOST RECENT ALCOHOL USE

	Freq	Pct
. = Unknown (CADROTS2=70,85,94,97,98).....	492	0.88
1 = Party, Wedding, or Celebration (CADROTS2=35).....	52	0.09
2 = Outside: Location Not Specified (CADROTS2=24).....	13	0.02
3 = Hotel, Motel, or Resort (CADROTS2=15).....	19	0.03
4 = Camping, Hunting, or Fishing (CADROTS2=22).....	13	0.02
5 = Cabin, Cottage, Vacation Home, Etc. (CADROTS2=14).....	9	0.02
6 = Dorm Room (CADROTS2=29).....	10	0.02
7 = Other Location, Nonuser, or Aged 21+ (Otherwise).....	55528	98.92

(CABUYFRE)  
UADPAID

Len : 1 RC-UNDERAGE DRINKER PAID FOR MOST RECENT ALCOHOL

	Freq	Pct
. = Unknown (Otherwise).....	405	0.72
1 = Yes (CABUYFRE=1).....	846	1.51
2 = No (CABUYFRE=2).....	2201	3.92
3 = No Past Mon Alc/Aged 21+ (CABUYFRE=89,91,93,99).....	52684	93.85

A respondent was assigned a value of UADMONEY=3 if they did not use alcohol in the past month, were aged 21 or older, or were past month alcohol users who were under 21 but did not pay for their most recent alcohol (CAGVMONEY=89, 91, 93, 99).

(CAGVMONEY)  
UADMONEY

Len : 1 RC-UNDERAGE DRINKER PURCHASED MOST RECENT ALCOHOL

	Freq	Pct
. = Unknown (Otherwise).....	417	0.74
1 = Bought Myself (CAGVMONEY=1).....	266	0.47
2 = Gave Money to Someone Else to Buy (CAGVMONEY=2).....	568	1.01
3 = No Pst Mon Alc/Aged 21+/No Pay (See comment above).....	54885	97.77

A respondent was assigned a value of UADBWHO=3 if they did not use alcohol in the past month, were aged 21 or older, were past month alcohol users who were under 21 but did not pay for their most recent alcohol, or were past month alcohol users who were under 21 and paid for their most recent alcohol but did not buy it themselves (CABUYWHO=89, 91, 93, 99).

(CABUYWHO)  
UADBWHO

Len : 1 RC-HOW UNDERAGE DRINKER PURCHASED MOST RECNT ALCOHOL

	Freq	Pct
. = Unknown (Otherwise).....	418	0.74
1 = Bought at a Store/Restaurant/Etc. (CABUYWHO=1).....	222	0.40
2 = Bought From Another Person (CABUYWHO=2).....	43	0.08
3 = No PM Alc/Aged 21+/No Pay, Buy (See comment above).....	55453	98.78

RECODED CONSUMPTION OF ALCOHOL

A respondent was assigned a value of UADPLACE=4 if they did not use alcohol in the past month, were aged 21 or older, were past month alcohol users who were under 21 but bought from another person, were past month alcohol users who were under 21 but did not pay for their most recent alcohol, or were past month alcohol users who were under 21 and paid for their most recent alcohol but did not buy it themselves (CABPLACE=89, 91, 93, 99).

(CABPLACE)

UADPLACE

Len : 1 RC-WHERE UNDERAGE DRINKER PURCHSD MOST RECNT ALCOHOL		Freq	Pct
.	= Unknown (Otherwise).....	420	0.75
1	= Bought at Liquor/Grocery Store (CABPLACE=1) .....	146	0.26
2	= Bought at a Restaurant/Bar/Club (CABPLACE=2) .....	71	0.13
3	= Bought at a Concert/Sports/Event (CABPLACE=3).....	3	0.01
4	= No PM Alc/21+/Prsn/No Pay, Buy (See comment above).....	55496	98.86

A respondent was assigned a value of UADBUND=3 if they did not use alcohol in the past month, were aged 21 or older, were past month alcohol users who were under 21 and bought it at a store, restaurant, bar, club, or event, were past month alcohol users who were under 21 but did not pay for their most recent alcohol, or were past month alcohol users who were under 21 and paid for their most recent alcohol but did not buy it themselves (CABUNDAG=89, 91, 93, 99).

(CABUNDAG)

UADBUND

Len : 1 RC-AGE PERSON WHO PURCHASED ALC FOR UNDERAGE DRINKER		Freq	Pct
.	= Unknown (Otherwise).....	418	0.74
1	= Under Age 21 (CABUNDAG=1).....	12	0.02
2	= Aged 21 or Older (CABUNDAG=2) .....	31	0.06
3	= No PM Alc/21+/Pice/No Pay, Buy (See comment above).....	55675	99.18

A respondent was assigned a value of UADCAG=5 if they did not use alcohol in the past month, were aged 21 or older, were past month alcohol users who were under 21 but did not pay for their most recent alcohol, or were past month alcohol users who were under 21 but bought it themselves (CAGVWHO=89, 91, 93, 99).

(CAGVWHO)

UADCAG

Len : 1 RC-WHO PURCHASED UNDERAGE DRINKER MOST RECENT ALCOHOL		Freq	Pct
.	= Unknown (Otherwise).....	437	0.78
1	= Parent or Guardian (CAGVWHO=1).....	19	0.03
2	= Another Family Member Aged 21 or Older (CAGVWHO=2).....	54	0.10
3	= Someone Not Related Aged 21 or Older (CAGVWHO=3).....	396	0.71
4	= Someone Under the Age of 21 (CAGVWHO=4).....	79	0.14
5	= No PM Alc/21+/No Pay/Buy Self (See comment above).....	55151	98.25

The following variable, UADFWHO, was assigned missing if a respondent indicated that some other person gave them the last alcohol they drank (CAFREWHO=7) and their response to the other-specify follow-up question was unknown (CAFRESP2=70, 85, 94, 97, 98) or if they did not indicate who gave them the last alcohol they drank (CAFREWHO=85, 94, 97, 98). A respondent was assigned a value of UADFWHO=8 if they did not use alcohol in the past month, were aged 21 or older, or were past month alcohol users who were under 21 but paid for it themselves (CAFREWHO=89,91,93,99).

(CAFRESP2, CAFREWHO)

UADFWHO

Len : 1 RC-WHO GAVE UNDERAGE DRINKER MOST RECENT ALCOHOL		Freq	Pct
.	= Unknown (See comment above).....	568	1.01
1	= Parent or Guardian (CAFREWHO=1,11) .....	302	0.54
2	= Another Family Member, 21 or Older (CAFREWHO=2,12).....	333	0.59
3	= Someone Not Related, 21 or Older (CAFREWHO=3,13).....	610	1.09
4	= Someone Under the Age of 21 (CAFREWHO=4,14) .....	350	0.62
5	= Took From My Home (CAFREWHO=5,15) .....	191	0.34
6	= Took From Someone Else's Home (CAFREWHO=6,16).....	80	0.14
7	= Some Other Way (CAFREWHO=7 & CAFRESP2=7-43) .....	172	0.31
8	= No PM Alc/Aged 21+/Pay (See comment above).....	53530	95.36

RECODED CONSUMPTION OF ALCOHOL

The following variable, UADFRD, was assigned a negative response if a respondent indicated receiving their most recent alcohol not from a friend (CAFREWHO=1-6, 11-16) or from some other person besides a friend (CAFREWHO=7 & CAFRESP2=7, 8-21, 23-42). A missing was assigned if a respondent indicated that some other person gave them the last alcohol they drank (CAFREWHO=7) and their response to the other-specify follow-up question was unknown (CAFRESP2=70, 85, 94, 97, 98) or if they did not indicate who gave them the last alcohol they drank (CAFREWHO=85, 94, 97, 98). A respondent was assigned a value of UADFRD=3 if they did not use alcohol in the past month, were aged 21 or older, or were past month alcohol users who were under 21 but paid for it themselves (CAFREWHO=89,91,93,99).

(CAFRESP2, CAFREWHO)

<u>UADFRD</u>	Len : 1	RC-MOST RECENT ALCOHOL FROM FRIEND, UNSPEC AGE/METHOD		
	.	= Unknown (See comment above).....	Freq	Pct
	1	= Got From a Friend (CAFREWHO=7 & CAFRESP2=22,43).....	568	1.01
	2	= Not From a Friend (See comment above).....	61	0.11
	3	= No PM Alc/Aged 21+/Pay (See comment above).....	1977	3.52
			53530	95.36

NOTE: The following six variables define specific drugs used at the same time or within a couple hours of the respondent's last alcohol use.

(CADRKMARJ)

<u>CADRKMARJ2</u>	Len : 1	RC-USED MARIJUANA WITH LAST ALCOHOL USE		
	.	= Unknown (Otherwise).....	Freq	Pct
	0	= No (CADRKMARJ=6,81,83,89,91,93,99).....	358	0.64
	1	= Yes (CADRKMARJ=1,5).....	52817	94.09
			2961	5.27

(CADRKCOCN)

<u>CADRKCOCN2</u>	Len : 1	RC-USED COCAINE WITH LAST ALCOHOL USE		
	.	= Unknown (Otherwise).....	Freq	Pct
	0	= No (CADRKCOCN=6,81,83,89,91,93,99).....	60	0.11
	1	= Yes (CADRKCOCN=1,5).....	55951	99.67
			125	0.22

(CADRKHERN)

<u>CADRKHERN2</u>	Len : 1	RC-USED HEROIN WITH LAST ALCOHOL USE		
	.	= Unknown (Otherwise).....	Freq	Pct
	0	= No (CADRKHERN=6,81,83,89,91,93,99).....	6	0.01
	1	= Yes (CADRKHERN=1,5).....	56115	99.96
			15	0.03

(CADRKHALL)

<u>CADRKHALL2</u>	Len : 1	RC-USED HALLUCINOGENS WITH LAST ALCOHOL USE		
	.	= Unknown (Otherwise).....	Freq	Pct
	0	= No (CADRKHALL=6,81,83,89,91,93,99).....	120	0.21
	1	= Yes (CADRKHALL=1,5).....	55977	99.72
			39	0.07

(CADRKINHL)

<u>CADRKINHL2</u>	Len : 1	RC-USED INHALANTS WITH LAST ALCOHOL USE		
	.	= Unknown (Otherwise).....	Freq	Pct
	0	= No (CADRKINHL=6,81,83,89,91,93,99).....	48	0.09
	1	= Yes (CADRKINHL=1,5).....	56078	99.90
			10	0.02

(CADRKMETH)

<u>CADRKMETH2</u>	Len : 1	RC-USED METHAMPHETAMINE WITH LAST ALCOHOL USE		
	.	= Unknown (Otherwise).....	Freq	Pct
	0	= No (CADRKMETH=6,81,83,89,91,93,99).....	20	0.04
	1	= Yes (CADRKMETH=1,5).....	56049	99.85
			67	0.12

(CASUPROB)

<u>CASUPROB2</u>	Len : 1	RC-PERCEIVED EVER HAD DRUG OR ALCOHOL USE PROBLEM		
	.	= Aged 12-17/Unknown (Otherwise).....	Freq	Pct
	0	= No (CASUPROB=2).....	13753	24.50
	1	= Yes (CASUPROB=1).....	37672	67.11
			4711	8.39

RECODED CONSUMPTION OF ALCOHOL

(CASUPROB2, CASURCVR)

RCVYSUBPRB Len : 1 RC-PERCEIVED RECOVERY FROM DRUG OR ALCOHOL USE PROBLEM

	<b>Freq</b>	<b>Pct</b>
. = Aged 12-17/Unknown (Otherwise).....	13775	24.54
0 = No/No Problem (CASURCVR=2 OR CASUPROB2=0).....	38918	69.33
1 = Yes (CASURCVR=1).....	3443	6.13

(CAMHPROB)

CAMHPROB2 Len : 1 RC-PERCEIVED EVER HAD A MENTAL HEALTH ISSUE

	<b>Freq</b>	<b>Pct</b>
. = Aged 12-17/Unknown (Otherwise).....	13742	24.48
0 = No (CAMHPROB=2).....	32057	57.11
1 = Yes (CAMHPROB=1).....	10337	18.41

(CAMHPROB2, CAMHRCVR)

RCVYMHPRB Len : 1 RC-PERCEIVED RECOVERY FROM MENTAL HEALTH ISSUE

	<b>Freq</b>	<b>Pct</b>
. = Aged 12-17/Unknown (Otherwise).....	13820	24.62
0 = No/No Issue (CAMHRCVR=2 OR CAMHPROB2=0).....	35344	62.96
1 = Yes (CAMHRCVR=1).....	6972	12.42

ALMEDYR2

Len : 1 RC-RECEIVED ALCOHOL MEDICATION-ASSISTED TRT - PAST YEAR

	<b>Freq</b>	<b>Pct</b>
0 = No/Unknown (Otherwise).....	56081	99.90
1 = Yes.....	55	0.10

OPMEDYR2

Len : 1 RC-RECEIVED OPIOID MEDICATION-ASSISTED TRT - PAST YEAR

	<b>Freq</b>	<b>Pct</b>
0 = No/Unknown (Otherwise).....	55989	99.74
1 = Yes.....	147	0.26

(ALMEDYR2, OPMEDYR2)

ALOPMEDYR Len : 1 RC-RECEIVED ALCOHOL OR OPIOID MED-ASSISTED TRT - PAST YEAR

	<b>Freq</b>	<b>Pct</b>
0 = No/Unknown (Otherwise).....	55941	99.65
1 = Yes (ALMEDYR2=1 or OPMEDYR2=1).....	195	0.35

(KRATREC)

KRATFLG Len : 1 RC-LIFETIME USE OF KRATOM

	<b>Freq</b>	<b>Pct</b>
0 = No (Otherwise).....	55188	98.31
1 = Yes (KRATREC=1,2,3,9).....	948	1.69

(KRATREC)

KRATYR Len : 1 RC-PAST YEAR USE OF KRATOM

	<b>Freq</b>	<b>Pct</b>
0 = No (Otherwise).....	55653	99.14
1 = Yes (KRATREC=1,2).....	483	0.86

(KRATREC)

KRATMON Len : 1 RC-PAST MONTH USE OF KRATOM

	<b>Freq</b>	<b>Pct</b>
0 = No (Otherwise).....	55941	99.65
1 = Yes (KRATREC=1).....	195	0.35

MARKET INFORMATION FOR MARIJUANA

MARKET INFORMATION FOR MARIJUANA

NOTE: The same names are used for the Marijuana Purchases variables in 2018 that were last used in 2014. Because of the break in years, data users are cautioned about comparing estimates from these variables between 2018 and 2014 or earlier years. Data users also are advised not to pool data for these variables from 2018 with corresponding data from 2014 or earlier years.

Now think about the last time you used marijuana. How did you get this marijuana?

(MJE01)

MMGETMJ<sup>1</sup>

Len : 2 HOW DID YOU GET LAST MARIJUANA USED

	Freq	Pct
1 = You bought it.....	6267	11.16
2 = You traded something else for it .....	225	0.40
3 = You got it for free or shared someone else's .....	5100	9.09
4 = You grew it yourself.....	191	0.34
85 = BAD DATA Logically assigned .....	15	0.03
91 = NEVER USED MARIJUANA .....	31312	55.78
93 = DID NOT USE MARIJUANA IN THE PAST 12 MOS.....	12521	22.30
94 = DON'T KNOW .....	74	0.13
97 = REFUSED .....	185	0.33
98 = BLANK (NO ANSWER) .....	246	0.44

How long has it been since you last bought any marijuana?

(MJE02)

MMBTREC1<sup>1</sup>

Len : 2 TIME SINCE YOU LAST BOUGHT MARIJUANA

	Freq	Pct
1 = Within past 30 days -- that is, since [DATEFILL] .....	3719	6.62
2 = More than 30 days ago, but within the past 12 mos .....	1930	3.44
3 = More than 12 months ago .....	580	1.03
85 = BAD DATA Logically assigned .....	5	0.01
91 = NEVER USED MARIJUANA .....	31312	55.78
93 = DID NOT USE MARIJUANA IN THE PAST 12 MOS.....	12521	22.30
94 = DON'T KNOW .....	17	0.03
97 = REFUSED .....	147	0.26
98 = BLANK (NO ANSWER) .....	366	0.65
99 = LEGITIMATE SKIP.....	5539	9.87

During the past 12 months, that is, since [DATEFILL], did you buy any marijuana?

(MJE03)

MMBTPYR<sup>1</sup>

Len : 2 BOUGHT MARIJUANA PAST 12 MONTHS

	Freq	Pct
1 = Yes.....	1218	2.17
2 = No.....	4371	7.79
85 = BAD DATA Logically assigned .....	10	0.02
91 = NEVER USED MARIJUANA .....	31312	55.78
93 = DID NOT USE MARIJUANA IN THE PAST 12 MOS.....	12521	22.30
94 = DON'T KNOW .....	48	0.09
97 = REFUSED .....	138	0.25
98 = BLANK (NO ANSWER) .....	251	0.45
99 = LEGITIMATE SKIP.....	6267	11.16

How long has it been since you last bought any marijuana?

(MJE04)

MMBTREC2<sup>1</sup>

Len : 2 TIME SINCE YOU LAST BOUGHT MARIJUANA

	Freq	Pct
1 = Within past 30 days -- that is, since [DATEFILL] .....	487	0.87
2 = More than 30 days ago, but within the past 12 mos .....	716	1.28
91 = NEVER USED MARIJUANA .....	31312	55.78
93 = DID NOT USE MARIJUANA IN THE PAST 12 MOS.....	12521	22.30
94 = DON'T KNOW .....	8	0.01
97 = REFUSED .....	133	0.24
98 = BLANK (NO ANSWER) .....	321	0.57
99 = LEGITIMATE SKIP.....	10638	18.95

MARKET INFORMATION FOR MARIJUANA

During the past 30 days, that is, since [DATEFILL], on how many days did you buy marijuana?

(MJE05)

MMBT30DY<sup>1</sup>

Len : 2 # DAYS BOUGHT MARIJUANA PAST 30 DAYS

	Freq	Pct
RANGE = 1 - 30 .....	4148	7.39
85 = BAD DATA Logically assigned .....	5	0.01
91 = NEVER USED MARIJUANA .....	31312	55.78
93 = DID NOT USE MARIJUANA IN THE PAST 12 MOS.....	12521	22.30
94 = DON'T KNOW .....	45	0.08
97 = REFUSED .....	160	0.29
98 = BLANK (NO ANSWER) .....	348	0.62
99 = LEGITIMATE SKIP .....	7597	13.53

Think about the last time you bought marijuana. Did you buy marijuana that had already been rolled into joints or did you buy the marijuana in loose form?

(MJE06)

MMJNTLOO<sup>1</sup>

Len : 2 LAST MARIJUANA BOUGHT IN JOINTS OR LOOSE

	Freq	Pct
1 = You bought joints .....	753	1.34
2 = You bought the marijuana in loose form.....	6482	11.55
85 = BAD DATA Logically assigned .....	6	0.01
91 = NEVER USED MARIJUANA .....	31312	55.78
93 = DID NOT USE MARIJUANA IN THE PAST 12 MOS.....	12521	22.30
94 = DON'T KNOW .....	119	0.21
97 = REFUSED .....	239	0.43
98 = BLANK (NO ANSWER) .....	392	0.70
99 = LEGITIMATE SKIP .....	4312	7.68

How many joints did you buy the last time you bought marijuana?

(MJE07)

MMJNTNUM<sup>1</sup>

Len : 3 # MARIJUANA JOINTS BOUGHT LAST TIME

	Freq	Pct
RANGE = 1 - 100 .....	750	1.34
985 = BAD DATA Logically assigned .....	5	0.01
991 = NEVER USED MARIJUANA .....	31312	55.78
993 = DID NOT USE MARIJUANA IN THE PAST 12 MOS.....	12521	22.30
994 = DON'T KNOW .....	3	0.01
997 = REFUSED .....	239	0.43
998 = BLANK (NO ANSWER).....	512	0.91
999 = LEGITIMATE SKIP .....	10794	19.23

How much did you pay for the joints/joint you bought this last time?

(MJE08)

MMJNPCTB<sup>1</sup>

Len : 2 AMOUNT PAID FOR LAST MARIJUANA JOINTS BOUGHT

	Freq	Pct
1 = Less than \$5.00 .....	121	0.22
2 = \$5.00 to \$10.99 .....	269	0.48
3 = \$11.00 to \$20.99 .....	169	0.30
4 = \$21.00 to \$50.99 .....	116	0.21
5 = \$51.00 to \$100.99 .....	39	0.07
6 = \$101.00 to \$150.99 .....	11	0.02
7 = \$151.00 to \$200.99 .....	2	0.00
8 = \$201.00 to \$250.99 .....	2	0.00
9 = \$251.00 to \$300.99 .....	2	0.00
12 = More than \$1000.99 .....	3	0.01
85 = BAD DATA Logically assigned .....	5	0.01
91 = NEVER USED MARIJUANA .....	31312	55.78
93 = DID NOT USE MARIJUANA IN THE PAST 12 MOS.....	12521	22.30
94 = DON'T KNOW .....	15	0.03
97 = REFUSED .....	243	0.43
98 = BLANK (NO ANSWER) .....	512	0.91
99 = LEGITIMATE SKIP .....	10794	19.23

MARKET INFORMATION FOR MARIJUANA

More specifically, which of these categories includes the price you paid for the joint/joints you bought this last time?

(MJE08, MJE09, MJE10, MJE11, MJE12, MJE13)

MMJNPCAT<sup>1</sup> Len : 3 PRICE CATEGORY OF LAST MARIJUANA JOINTS BOUGHT

	Freq	Pct
1 = Less than \$5.00.....	121	0.22
2 = \$5.00 to \$10.99.....	269	0.48
3 = \$11.00 to \$20.99.....	169	0.30
41 = \$21.00 to \$30.99.....	64	0.11
42 = \$31.00 to \$40.99.....	37	0.07
43 = \$41.00 to \$50.99.....	15	0.03
50 = \$51.00 to \$100.99 (No further detail).....	1	0.00
51 = \$51.00 to \$60.99.....	20	0.04
52 = \$61.00 to \$70.99.....	4	0.01
53 = \$71.00 to \$80.99.....	6	0.01
54 = \$81.00 to \$90.99.....	4	0.01
55 = \$91.00 to \$100.99.....	4	0.01
61 = \$101.00 to \$110.99.....	9	0.02
62 = \$111.00 to \$120.99.....	1	0.00
65 = \$141.00 to \$150.99.....	1	0.00
70 = \$151.00 to \$200.99.....	2	0.00
80 = \$201.00 to \$250.99.....	2	0.00
90 = \$251.00 to \$300.99.....	2	0.00
121 = More than \$1000.99.....	3	0.01
985 = BAD DATA Logically assigned.....	5	0.01
991 = NEVER USED MARIJUANA.....	31312	55.78
993 = DID NOT USE MARIJUANA IN THE PAST 12 MOS.....	12521	22.30
994 = DON'T KNOW.....	15	0.03
997 = REFUSED.....	243	0.43
998 = BLANK (NO ANSWER).....	512	0.91
999 = LEGITIMATE SKIP.....	10794	19.23

Now we want to know how much marijuana you bought the last time you bought marijuana.

Do you want to give your answer in grams, ounces, or pounds?

(MJE14)

MMLSGMS<sup>1</sup> Len : 2 AMT OF MARIJUANA BOUGHT LAST TIME: GRMS,OZ,LBS

	Freq	Pct
1 = Grams.....	4989	8.89
2 = Ounces.....	1265	2.25
3 = Pounds.....	76	0.14
85 = BAD DATA Logically assigned.....	1	0.00
91 = NEVER USED MARIJUANA.....	31312	55.78
93 = DID NOT USE MARIJUANA IN THE PAST 12 MOS.....	12521	22.30
94 = DON'T KNOW.....	77	0.14
97 = REFUSED.....	314	0.56
98 = BLANK (NO ANSWER).....	516	0.92
99 = LEGITIMATE SKIP.....	5065	9.02

The last time you bought marijuana, how many grams did you buy?

(MJE15)

MMLSGMS<sup>1</sup> Len : 2 AMT OF MARIJUANA BOUGHT LAST TIME - GRAMS

	Freq	Pct
1 = At least 1 but less than 5 grams.....	3366	6.00
2 = At least 5 but less than 10 grams.....	1161	2.07
3 = 10 grams or more.....	432	0.77
91 = NEVER USED MARIJUANA.....	31312	55.78
93 = DID NOT USE MARIJUANA IN THE PAST 12 MOS.....	12521	22.30
94 = DON'T KNOW.....	20	0.04
97 = REFUSED.....	324	0.58
98 = BLANK (NO ANSWER).....	594	1.06
99 = LEGITIMATE SKIP.....	6406	11.41



MARKET INFORMATION FOR MARIJUANA

How many grams of marijuana did you buy?

(MJE16)

MMLS10GM<sup>1</sup>

Len : 3 AMT OF MARIJUANA BOUGHT LAST TIME - OVER 10 GRAMS

	Freq	Pct
RANGE = 10 - 99 .....	414	0.74
991 = NEVER USED MARIJUANA .....	31312	55.78
993 = DID NOT USE MARIJUANA IN THE PAST 12 MOS.....	12521	22.30
994 = DON'T KNOW .....	10	0.02
997 = REFUSED .....	332	0.59
998 = BLANK (NO ANSWER).....	614	1.09
999 = LEGITIMATE SKIP.....	10933	19.48

The last time you bought marijuana, how many ounces did you buy?

(MJE17)

MMLSZOZS<sup>1</sup>

Len : 2 AMT OF MARIJUANA BOUGHT LAST TIME - OUNCES

	Freq	Pct
1 = At least 1/8, but less than 1/4 of an ounce.....	278	0.50
2 = At least 1/4 but less than 1/3 of an ounce.....	138	0.25
3 = At least 1/3 but less than 1/2 of an ounce.....	66	0.12
4 = At least 1/2 but less than 1 ounce.....	285	0.51
5 = At least 1 but less than 5 ounces .....	432	0.77
6 = At least 5 but less than 10 ounces .....	37	0.07
7 = At least 10 but less than 16 ounces .....	16	0.03
85 = BAD DATA Logically assigned.....	1	0.00
91 = NEVER USED MARIJUANA .....	31312	55.78
93 = DID NOT USE MARIJUANA IN THE PAST 12 MOS.....	12521	22.30
94 = DON'T KNOW .....	8	0.01
97 = REFUSED .....	319	0.57
98 = BLANK (NO ANSWER) .....	593	1.06
99 = LEGITIMATE SKIP.....	10130	18.05

The last time you bought marijuana, how many pounds did you buy?

(MJE18)

MMLSLBBS<sup>1</sup>

Len : 2 AMT OF MARIJUANA BOUGHT LAST TIME - POUNDS

	Freq	Pct
1 = At least 1 but less than 2 pounds.....	41	0.07
2 = At least 2 but less than 3 pounds.....	6	0.01
3 = At least 3 but less than 4 pounds.....	4	0.01
4 = At least 4 but less than 5 pounds.....	2	0.00
5 = 5 or more pounds .....	23	0.04
91 = NEVER USED MARIJUANA .....	31312	55.78
93 = DID NOT USE MARIJUANA IN THE PAST 12 MOS.....	12521	22.30
97 = REFUSED .....	314	0.56
98 = BLANK (NO ANSWER) .....	594	1.06
99 = LEGITIMATE SKIP.....	11319	20.16

MARKET INFORMATION FOR MARIJUANA

How much did you pay for the marijuana you bought this last time?

(MJE20)

[MMLSPCTB](#)<sup>1</sup>

Len : 2 AMOUNT PAID FOR MARIJUANA BOUGHT LAST TIME

	<b>Freq</b>	<b>Pct</b>
1 = Less than \$5.00 .....	199	0.35
2 = \$5.00 to \$10.99 .....	959	1.71
3 = \$11.00 to \$20.99 .....	1304	2.32
4 = \$21.00 to \$50.99 .....	2000	3.56
5 = \$51.00 to \$100.99 .....	1008	1.80
6 = \$101.00 to \$150.99 .....	343	0.61
7 = \$151.00 to \$200.99 .....	202	0.36
8 = \$201.00 to \$250.99 .....	107	0.19
9 = \$251.00 to \$300.99 .....	49	0.09
10 = \$301.00 to \$500.99 .....	59	0.11
11 = \$501.00 to \$1000.99 .....	35	0.06
12 = More than \$1000.99 .....	28	0.05
85 = BAD DATA Logically assigned .....	1	0.00
91 = NEVER USED MARIJUANA .....	31312	55.78
93 = DID NOT USE MARIJUANA IN THE PAST 12 MOS.....	12521	22.30
94 = DON'T KNOW .....	89	0.16
97 = REFUSED .....	339	0.60
98 = BLANK (NO ANSWER) .....	516	0.92
99 = LEGITIMATE SKIP.....	5065	9.02

MARKET INFORMATION FOR MARIJUANA

More specifically, which of these categories includes the price you paid for the marijuana you bought this last time?

(MJE20, MJE21, MJE22, MJE23, MJE24, MJE25)

MMLSPCAT<sup>1</sup>

Len : 3 PRICE CATEGORY OF LAST LOOSE MARIJUANA BOUGHT

	<b>Freq</b>	<b>Pct</b>
1 = Less than \$5.00.....	199	0.35
2 = \$5.00 to \$10.99.....	959	1.71
3 = \$11.00 to \$20.99.....	1304	2.32
40 = \$21.00 to \$50.99 (No further detail).....	8	0.01
41 = \$21.00 to \$30.99.....	800	1.43
42 = \$31.00 to \$40.99.....	701	1.25
43 = \$41.00 to \$50.99.....	491	0.87
50 = \$51.00 to \$100.99 (No further detail).....	4	0.01
51 = \$51.00 to \$60.99.....	434	0.77
52 = \$61.00 to \$70.99.....	160	0.29
53 = \$71.00 to \$80.99.....	150	0.27
54 = \$81.00 to \$90.99.....	79	0.14
55 = \$91.00 to \$100.99.....	181	0.32
60 = \$101.00 to \$150.99 (No further detail).....	3	0.01
61 = \$101.00 to \$110.99.....	107	0.19
62 = \$111.00 to \$120.99.....	75	0.13
63 = \$121.00 to \$130.99.....	57	0.10
64 = \$131.00 to \$140.99.....	34	0.06
65 = \$141.00 to \$150.99.....	67	0.12
70 = \$151.00 to \$200.99.....	202	0.36
80 = \$201.00 to \$250.99.....	107	0.19
90 = \$251.00 to \$300.99.....	49	0.09
101 = \$301.00 to \$350.99.....	18	0.03
102 = \$351.00 to \$400.99.....	15	0.03
103 = \$401.00 to \$450.99.....	13	0.02
104 = \$451.00 to \$500.99.....	13	0.02
111 = \$501.00 to \$550.99.....	11	0.02
112 = \$551.00 to \$600.99.....	4	0.01
113 = \$601.00 to \$650.99.....	7	0.01
115 = \$701.00 to \$750.99.....	2	0.00
116 = \$751.00 to \$800.99.....	1	0.00
117 = \$801.00 to \$850.99.....	1	0.00
118 = \$851.00 to \$900.99.....	3	0.01
119 = \$901.00 to \$950.99.....	1	0.00
120 = \$951.00 to \$1000.99.....	5	0.01
121 = More than \$1000.99.....	28	0.05
985 = BAD DATA Logically assigned.....	1	0.00
991 = NEVER USED MARIJUANA.....	31312	55.78
993 = DID NOT USE MARIJUANA IN THE PAST 12 MOS.....	12521	22.30
994 = DON'T KNOW.....	89	0.16
997 = REFUSED.....	339	0.60
998 = BLANK (NO ANSWER).....	516	0.92
999 = LEGITIMATE SKIP.....	5065	9.02

The last time you bought marijuana, who did you buy it from?

(MJE26)

MMBUYWHO<sup>1</sup>

Len : 2 WHO SOLD YOU LAST MARIJUANA BOUGHT

	<b>Freq</b>	<b>Pct</b>
1 = A friend.....	4648	8.28
2 = A relative or family member.....	437	0.78
3 = Someone I had just met or didn't know well.....	1636	2.91
85 = BAD DATA Logically assigned.....	6	0.01
91 = NEVER USED MARIJUANA.....	31312	55.78
93 = DID NOT USE MARIJUANA IN THE PAST 12 MOS.....	12521	22.30
94 = DON'T KNOW.....	296	0.53
97 = REFUSED.....	576	1.03
98 = BLANK (NO ANSWER).....	392	0.70
99 = LEGITIMATE SKIP.....	4312	7.68

MARKET INFORMATION FOR MARIJUANA

The last time you bought marijuana, where were you when you bought it?

(MJE27)

MMBPLACE<sup>1</sup>

Len : 2 WHERE YOU WERE LAST TIME BOUGHT MARIJUANA

	Freq	Pct
1 = Inside a public bldg, such as a store, restaurant.....	985	1.75
2 = Inside a school building .....	89	0.16
3 = Outside on school property .....	97	0.17
4 = Inside a home, apartment, or dorm.....	2808	5.00
5 = Outside in a public area, such as a parking lot.....	1143	2.04
6 = Some other place.....	1332	2.37
11 = Inside a public building LOGICALLY ASSIGNED.....	100	0.18
13 = Outside on school property LOGICALLY ASSIGNED .....	2	0.00
14 = Inside a home, apartment, or dorm LOG ASSN.....	305	0.54
15 = Outside in a public area LOGICALLY ASSIGNED.....	218	0.39
85 = BAD DATA Logically assigned.....	6	0.01
91 = NEVER USED MARIJUANA .....	31312	55.78
93 = DID NOT USE MARIJUANA IN THE PAST 12 MOS.....	12521	22.30
94 = DON'T KNOW .....	102	0.18
97 = REFUSED .....	412	0.73
98 = BLANK (NO ANSWER) .....	392	0.70
99 = LEGITIMATE SKIP.....	4312	7.68

(MJE27SC)

MMBPLOS<sup>2</sup>

Len : 2 OTHER PLACE BOUGHT MJ THE LAST TIME

	Freq	Pct
1 = Inside a public bldg (eg store/restaurant/arena).....	100	0.18
3 = Outside on school property .....	2	0.00
4 = Inside a home, apartment, or dorm.....	305	0.54
5 = Outside in public area (eg parkng lot/street/park).....	218	0.39
6 = Some other place.....	14	0.02
7 = At respondent's workplace .....	26	0.05
8 = At a party, location not specified .....	9	0.02
9 = From friend(s)/family; no other information .....	24	0.04
10 = In respondent's car/motor vhcle;location not spfd.....	9	0.02
12 = In a car/motor vehicle; owner or location unspcfd.....	41	0.07
13 = At school, no other information .....	6	0.01
14 = Outside on private property (home, yard, apt).....	41	0.07
15 = Medical marijuana dispensary/club.....	612	1.09
16 = In a private/designtd locatn/place; otherwise unspd.....	7	0.01
23 = A building; otherwise unspecified.....	6	0.01
24 = Individual/person; otherwise unspecified.....	10	0.02
29 = Mailed/shipped to me.....	4	0.01
70 = Specific city/state/country or vacation .....	183	0.33
85 = BAD DATA Logically assigned.....	108	0.19
91 = NEVER USED MARIJUANA .....	31312	55.78
93 = DID NOT USE MARIJUANA IN THE PAST 12 MOS.....	12521	22.30
94 = DON'T KNOW .....	83	0.15
97 = REFUSED .....	561	1.00
98 = BLANK (NO ANSWER) .....	500	0.89
99 = LEGITIMATE SKIP.....	9434	16.81

The last time you bought marijuana were you at work at your job or business?

(MJE28)

MMBATJOB<sup>1</sup>

Len : 2 AT JOB OR BUSINESS LAST TIME BOUGHT MARIJUANA

	Freq	Pct
1 = Yes.....	217	0.39
2 = No.....	6248	11.13
3 = Do not work at a job or business.....	687	1.22
85 = BAD DATA Logically assigned.....	5	0.01
91 = NEVER USED MARIJUANA .....	31312	55.78
93 = DID NOT USE MARIJUANA IN THE PAST 12 MOS.....	12521	22.30
94 = DON'T KNOW .....	44	0.08
97 = REFUSED .....	275	0.49
98 = BLANK (NO ANSWER) .....	335	0.60
99 = LEGITIMATE SKIP.....	4492	8.00

MARKET INFORMATION FOR MARIJUANA

The last time you bought marijuana, where did you buy it?

(MJE29)

MMBCLOSE<sup>1</sup>

Len : 2 HOW NEAR YOU WHEN BOUGHT MARIJUANA LAST TIME

	Freq	Pct
1 = Near where you are now living .....	3159	5.63
2 = Somewhere else .....	4005	7.13
85 = BAD DATA Logically assigned .....	6	0.01
91 = NEVER USED MARIJUANA .....	31312	55.78
93 = DID NOT USE MARIJUANA IN THE PAST 12 MOS.....	12521	22.30
94 = DON'T KNOW .....	69	0.12
97 = REFUSED .....	360	0.64
98 = BLANK (NO ANSWER) .....	392	0.70
99 = LEGITIMATE SKIP.....	4312	7.68

Did you sell any of the marijuana you bought this last time?

(MJE30)

MMBSELL<sup>1</sup>

Len : 2 SELL ANY MARIJUANA BOUGHT LAST TIME

	Freq	Pct
1 = Yes.....	309	0.55
2 = No.....	7029	12.52
85 = BAD DATA Logically assigned .....	6	0.01
91 = NEVER USED MARIJUANA .....	31312	55.78
93 = DID NOT USE MARIJUANA IN THE PAST 12 MOS.....	12521	22.30
94 = DON'T KNOW .....	29	0.05
97 = REFUSED .....	226	0.40
98 = BLANK (NO ANSWER) .....	392	0.70
99 = LEGITIMATE SKIP.....	4312	7.68

Did you give away or share any of the marijuana you bought this last time?

(MJE31)

MMBGIVE<sup>1</sup>

Len : 2 GIVE AWAY/SHARE MARIJUANA BOUGHT LAST TIME

	Freq	Pct
1 = Yes.....	3172	5.65
2 = No.....	4171	7.43
85 = BAD DATA Logically assigned .....	6	0.01
91 = NEVER USED MARIJUANA .....	31312	55.78
93 = DID NOT USE MARIJUANA IN THE PAST 12 MOS.....	12521	22.30
94 = DON'T KNOW .....	26	0.05
97 = REFUSED .....	224	0.40
98 = BLANK (NO ANSWER) .....	392	0.70
99 = LEGITIMATE SKIP.....	4312	7.68

During the past 12 months, that is, since [DATEFILL], did you trade something for marijuana?

(MJE32)

MMTRADE<sup>1</sup>

Len : 2 TRADED SOMETHING FOR MARIJUANA PAST 12 MOS

	Freq	Pct
1 = Yes.....	57	0.10
2 = No.....	4160	7.41
91 = NEVER USED MARIJUANA .....	31312	55.78
93 = DID NOT USE MARIJUANA IN THE PAST 12 MOS.....	12521	22.30
94 = DON'T KNOW .....	2	0.00
97 = REFUSED .....	126	0.22
98 = BLANK (NO ANSWER) .....	321	0.57
99 = LEGITIMATE SKIP.....	7637	13.60

MARKET INFORMATION FOR MARIJUANA

During the past 30 days, that is, since [DATEFILL], did you trade something for marijuana?

(MJE33)

MMTRD30D<sup>1</sup>

Len : 2 TRADED SOMETHING FOR MARIJUANA PAST 30 DAYS

	Freq	Pct
1 = Yes.....	24	0.04
2 = No.....	33	0.06
91 = NEVER USED MARIJUANA .....	31312	55.78
93 = DID NOT USE MARIJUANA IN THE PAST 12 MOS.....	12521	22.30
97 = REFUSED .....	126	0.22
98 = BLANK (NO ANSWER) .....	323	0.58
99 = LEGITIMATE SKIP.....	11797	21.02

How long has it been since you last traded something for marijuana?

(MJE34)

MMTRDREC<sup>1</sup>

Len : 2 TIME SINCE LAST TRADED SOMETHING FOR MARIJUANA

	Freq	Pct
1 = Within past 30 days -- that is, since [DATEFILL] .....	21	0.04
2 = More than 30 days ago, but within the past 12 mos .....	92	0.16
3 = More than 12 months ago .....	36	0.06
85 = BAD DATA Logically assigned .....	10	0.02
91 = NEVER USED MARIJUANA .....	31312	55.78
93 = DID NOT USE MARIJUANA IN THE PAST 12 MOS.....	12521	22.30
94 = DON'T KNOW .....	1	0.00
97 = REFUSED .....	128	0.23
98 = BLANK (NO ANSWER) .....	370	0.66
99 = LEGITIMATE SKIP.....	11645	20.74

During the past 30 days, that is, since [DATEFILL], on how many days did you trade something for marijuana?

(MJE35)

MMT30FRQ<sup>1</sup>

Len : 2 # DAYS TRADED FOR MARIJUANA PAST 30 DAYS

	Freq	Pct
RANGE = 1 - 30.....	44	0.08
85 = BAD DATA Logically assigned .....	1	0.00
91 = NEVER USED MARIJUANA .....	31312	55.78
93 = DID NOT USE MARIJUANA IN THE PAST 12 MOS.....	12521	22.30
97 = REFUSED .....	127	0.23
98 = BLANK (NO ANSWER) .....	383	0.68
99 = LEGITIMATE SKIP.....	11748	20.93

Think about the last time you traded something for marijuana. Did you get marijuana that had already been rolled into joints or did you get the marijuana in loose form?

(MJE36)

MMTJNTLS<sup>1</sup>

Len : 2 LAST MARIJUANA TRADED FOR IN JOINTS OR LOOSE

	Freq	Pct
1 = You got joints .....	29	0.05
2 = You got the marijuana in loose form.....	136	0.24
85 = BAD DATA Logically assigned .....	10	0.02
91 = NEVER USED MARIJUANA .....	31312	55.78
93 = DID NOT USE MARIJUANA IN THE PAST 12 MOS.....	12521	22.30
94 = DON'T KNOW .....	3	0.01
97 = REFUSED .....	128	0.23
98 = BLANK (NO ANSWER) .....	374	0.67
99 = LEGITIMATE SKIP.....	11623	20.71

MARKET INFORMATION FOR MARIJUANA

How many joints did you get the last time you traded something for marijuana?

(MJE37)

MMTJNTNM<sup>1</sup>

Len : 3 # MARIJUANA JOINTS TRADED FOR LAST TIME

	Freq	Pct
RANGE = 1 - 13 .....	29	0.05
985 = BAD DATA Logically assigned .....	1	0.00
991 = NEVER USED MARIJUANA .....	31312	55.78
993 = DID NOT USE MARIJUANA IN THE PAST 12 MOS.....	12521	22.30
997 = REFUSED .....	126	0.22
998 = BLANK (NO ANSWER).....	388	0.69
999 = LEGITIMATE SKIP.....	11759	20.95

How much do you think the marijuana in these joints/this joint was worth?

(MJE38)

MMTJWRCB<sup>1</sup>

Len : 2 AMOUNT WORTH LAST MARIJUANA JOINTS TRADED FOR

	Freq	Pct
1 = Less than \$5.00 .....	9	0.02
2 = \$5.00 to \$10.99 .....	11	0.02
3 = \$11.00 to \$20.99 .....	5	0.01
4 = \$21.00 to \$50.99 .....	2	0.00
85 = BAD DATA Logically assigned .....	1	0.00
91 = NEVER USED MARIJUANA .....	31312	55.78
93 = DID NOT USE MARIJUANA IN THE PAST 12 MOS.....	12521	22.30
94 = DON'T KNOW .....	2	0.00
97 = REFUSED .....	126	0.22
98 = BLANK (NO ANSWER) .....	388	0.69
99 = LEGITIMATE SKIP.....	11759	20.95

More specifically, which of these categories includes the price you think the marijuana in these joints/this joint was worth?

(MJE38, MJE39, MJE40, MJE41, MJE42, MJE43)

MMTJWRTH<sup>1</sup>

Len : 3 PRICE CATEGORY OF LAST MARIJUANA JOINTS TRADED FOR

	Freq	Pct
1 = Less than \$5.00 .....	9	0.02
2 = \$5.00 to \$10.99 .....	11	0.02
3 = \$11.00 to \$20.99 .....	5	0.01
41 = \$21.00 to \$30.99 .....	1	0.00
43 = \$41.00 to \$50.99 .....	1	0.00
985 = BAD DATA Logically assigned .....	1	0.00
991 = NEVER USED MARIJUANA .....	31312	55.78
993 = DID NOT USE MARIJUANA IN THE PAST 12 MOS.....	12521	22.30
994 = DON'T KNOW .....	2	0.00
997 = REFUSED .....	126	0.22
998 = BLANK (NO ANSWER).....	388	0.69
999 = LEGITIMATE SKIP.....	11759	20.95

Now we want to know how much marijuana you got the last time you traded something for marijuana.

Do you want to give your answer in grams, ounces, or pounds?

(MJE44)

MMTLUNIT<sup>1</sup>

Len : 2 AMT OF MARIJUANA TRADED FOR LAST TIME: GRMS,OZ,LBS

	Freq	Pct
1 = Grams .....	64	0.11
2 = Ounces.....	67	0.12
3 = Pounds .....	2	0.00
85 = BAD DATA Logically assigned .....	9	0.02
91 = NEVER USED MARIJUANA .....	31312	55.78
93 = DID NOT USE MARIJUANA IN THE PAST 12 MOS.....	12521	22.30
94 = DON'T KNOW .....	2	0.00
97 = REFUSED .....	127	0.23
98 = BLANK (NO ANSWER) .....	380	0.68
99 = LEGITIMATE SKIP.....	11652	20.76

MARKET INFORMATION FOR MARIJUANA

The last time you traded something for marijuana, how many grams did you get?

(MJE45)

MMTLGMS<sup>1</sup>

Len : 2 AMT OF MARIJUANA TRADED FOR LAST TIME - GRAMS

	Freq	Pct
1 = At least 1 but less than 5 grams.....	50	0.09
2 = At least 5 but less than 10 grams.....	11	0.02
3 = 10 grams or more.....	3	0.01
91 = NEVER USED MARIJUANA .....	31312	55.78
93 = DID NOT USE MARIJUANA IN THE PAST 12 MOS.....	12521	22.30
97 = REFUSED .....	127	0.23
98 = BLANK (NO ANSWER) .....	391	0.70
99 = LEGITIMATE SKIP.....	11721	20.88

The last time you traded something for marijuana, how many ounces did you get?

(MJE47)

MMTLOZS<sup>1</sup>

Len : 2 AMT OF MARIJUANA TRADED FOR LAST TIME - OUNCES

	Freq	Pct
1 = At least 1/8, but less than 1/4 of an ounce.....	6	0.01
2 = At least 1/4 but less than 1/3 of an ounce.....	48	0.09
3 = At least 1/3 but less than 1/2 of an ounce.....	3	0.01
4 = At least 1/2 but less than 1 ounce.....	2	0.00
5 = At least 1 but less than 5 ounces .....	3	0.01
6 = At least 5 but less than 10 ounces .....	1	0.00
7 = At least 10 but less than 16 ounces .....	1	0.00
85 = BAD DATA Logically assigned .....	9	0.02
91 = NEVER USED MARIJUANA .....	31312	55.78
93 = DID NOT USE MARIJUANA IN THE PAST 12 MOS.....	12521	22.30
94 = DON'T KNOW .....	3	0.01
97 = REFUSED .....	127	0.23
98 = BLANK (NO ANSWER) .....	382	0.68
99 = LEGITIMATE SKIP.....	11718	20.87

How much do you think the marijuana you got this last time was worth?

(MJE50)

MMTLWRCB<sup>1</sup>

Len : 2 AMOUNT THE LAST MARIJUANA TRADED FOR WAS WORTH

	Freq	Pct
1 = Less than \$5.00.....	16	0.03
2 = \$5.00 to \$10.99 .....	47	0.08
3 = \$11.00 to \$20.99 .....	22	0.04
4 = \$21.00 to \$50.99 .....	20	0.04
5 = \$51.00 to \$100.99 .....	10	0.02
6 = \$101.00 to \$150.99 .....	5	0.01
7 = \$151.00 to \$200.99 .....	1	0.00
8 = \$201.00 to \$250.99 .....	4	0.01
11 = \$501.00 to \$1000.99 .....	2	0.00
12 = More than \$1000.99.....	2	0.00
85 = BAD DATA Logically assigned .....	9	0.02
91 = NEVER USED MARIJUANA .....	31312	55.78
93 = DID NOT USE MARIJUANA IN THE PAST 12 MOS.....	12521	22.30
94 = DON'T KNOW .....	7	0.01
97 = REFUSED .....	126	0.22
98 = BLANK (NO ANSWER) .....	380	0.68
99 = LEGITIMATE SKIP.....	11652	20.76



MARKET INFORMATION FOR MARIJUANA

More specifically, which of these categories includes the price you think the marijuana you got this last time was worth?

(MJE50, MJE51, MJE52, MJE53, MJE54, MJE55)

MMTLWRTH<sup>1</sup> Len : 3 PRICE CATEGORY OF LAST LOOSE MARIJUANA TRADED FOR

	Freq	Pct
1 = Less than \$5.00.....	16	0.03
2 = \$5.00 to \$10.99.....	47	0.08
3 = \$11.00 to \$20.99.....	22	0.04
41 = \$21.00 to \$30.99.....	11	0.02
42 = \$31.00 to \$40.99.....	7	0.01
43 = \$41.00 to \$50.99.....	2	0.00
51 = \$51.00 to \$60.99.....	5	0.01
52 = \$61.00 to \$70.99.....	1	0.00
53 = \$71.00 to \$80.99.....	2	0.00
55 = \$91.00 to \$100.99.....	2	0.00
61 = \$101.00 to \$110.99.....	2	0.00
62 = \$111.00 to \$120.99.....	1	0.00
65 = \$141.00 to \$150.99.....	2	0.00
70 = \$151.00 to \$200.99.....	1	0.00
80 = \$201.00 to \$250.99.....	4	0.01
111 = \$501.00 to \$550.99.....	1	0.00
112 = \$551.00 to \$600.99.....	1	0.00
121 = More than \$1000.99.....	2	0.00
985 = BAD DATA Logically assigned.....	9	0.02
991 = NEVER USED MARIJUANA.....	31312	55.78
993 = DID NOT USE MARIJUANA IN THE PAST 12 MOS.....	12521	22.30
994 = DON'T KNOW.....	7	0.01
997 = REFUSED.....	126	0.22
998 = BLANK (NO ANSWER).....	380	0.68
999 = LEGITIMATE SKIP.....	11652	20.76

The last time you traded something for marijuana, who did you get it from?

(MJE56)

MMTRDWHO<sup>1</sup> Len : 2 WHO GAVE YOU LAST MARIJUANA TRADED FOR

	Freq	Pct
1 = A friend.....	136	0.24
2 = A relative or family member.....	40	0.07
3 = Someone I had just met or didn't know well.....	21	0.04
85 = BAD DATA Logically assigned.....	10	0.02
91 = NEVER USED MARIJUANA.....	31312	55.78
93 = DID NOT USE MARIJUANA IN THE PAST 12 MOS.....	12521	22.30
94 = DON'T KNOW.....	4	0.01
97 = REFUSED.....	134	0.24
98 = BLANK (NO ANSWER).....	371	0.66
99 = LEGITIMATE SKIP.....	11587	20.64

The last time you traded something for marijuana, where were you when you got it?

(MJE57)

MMTPLACE<sup>1</sup> Len : 2 WHERE YOU WERE LAST TIME TRADED FOR MARIJUANA

	Freq	Pct
1 = Inside a public bldg, such as a store, restaurant.....	24	0.04
2 = Inside a school building.....	40	0.07
3 = Outside on school property.....	8	0.01
4 = Inside a home, apartment, or dorm.....	57	0.10
5 = Outside in a public area, such as a parking lot.....	19	0.03
6 = Some other place.....	22	0.04
11 = Inside a public building LOGICALLY ASSIGNED.....	3	0.01
14 = Inside a home, apartment, or dorm LOG ASSN.....	11	0.02
15 = Outside in a public area LOGICALLY ASSIGNED.....	12	0.02
85 = BAD DATA Logically assigned.....	10	0.02
91 = NEVER USED MARIJUANA.....	31312	55.78
93 = DID NOT USE MARIJUANA IN THE PAST 12 MOS.....	12521	22.30
94 = DON'T KNOW.....	5	0.01
97 = REFUSED.....	134	0.24
98 = BLANK (NO ANSWER).....	371	0.66
99 = LEGITIMATE SKIP.....	11587	20.64

MARKET INFORMATION FOR MARIJUANA

(MJE57SC)  
MMTPLOS2<sup>1</sup>

Len : 2 OTHER PLACE TRADED FOR MJ THE LAST TIME

	Freq	Pct
1 = Inside a public bldg (eg store/restaurant/arena).....	3	0.01
4 = Inside a home, apartment, or dorm.....	11	0.02
5 = Outside in public area (eg parkng lot/street/park).....	12	0.02
6 = Some other place.....	4	0.01
85 = BAD DATA Logically assigned.....	3	0.01
91 = NEVER USED MARIJUANA.....	31312	55.78
93 = DID NOT USE MARIJUANA IN THE PAST 12 MOS.....	12521	22.30
94 = DON'T KNOW.....	7	0.01
97 = REFUSED.....	140	0.25
98 = BLANK (NO ANSWER).....	388	0.69
99 = LEGITIMATE SKIP.....	11735	20.90

The last time you traded something for marijuana, where did you get it?

(MJE58)  
MMTCLOSE<sup>1</sup>

Len : 2 HOW NEAR YOU WHEN TRADED FOR MARIJUANA LAST TIME

	Freq	Pct
1 = Near where you are now living.....	68	0.12
2 = Somewhere else.....	126	0.22
85 = BAD DATA Logically assigned.....	10	0.02
91 = NEVER USED MARIJUANA.....	31312	55.78
93 = DID NOT USE MARIJUANA IN THE PAST 12 MOS.....	12521	22.30
94 = DON'T KNOW.....	8	0.01
97 = REFUSED.....	133	0.24
98 = BLANK (NO ANSWER).....	371	0.66
99 = LEGITIMATE SKIP.....	11587	20.64

The last time you traded something for marijuana, did you keep it all for yourself?

(MJE59)  
MMTKKEEP<sup>1</sup>

Len : 2 KEEP ALL OF LAST MARIJUANA TRADED FOR

	Freq	Pct
1 = Yes.....	84	0.15
2 = No.....	115	0.20
85 = BAD DATA Logically assigned.....	10	0.02
91 = NEVER USED MARIJUANA.....	31312	55.78
93 = DID NOT USE MARIJUANA IN THE PAST 12 MOS.....	12521	22.30
94 = DON'T KNOW.....	6	0.01
97 = REFUSED.....	130	0.23
98 = BLANK (NO ANSWER).....	371	0.66
99 = LEGITIMATE SKIP.....	11587	20.64

Did you sell any of the marijuana you got this last time?

(MJE60)  
MMTSELL<sup>1</sup>

Len : 2 SELL ANY MARIJUANA YOU TRADED FOR LAST TIME

	Freq	Pct
1 = Yes.....	5	0.01
2 = No.....	109	0.19
85 = BAD DATA Logically assigned.....	9	0.02
91 = NEVER USED MARIJUANA.....	31312	55.78
93 = DID NOT USE MARIJUANA IN THE PAST 12 MOS.....	12521	22.30
97 = REFUSED.....	131	0.23
98 = BLANK (NO ANSWER).....	378	0.67
99 = LEGITIMATE SKIP.....	11671	20.79

MARKET INFORMATION FOR MARIJUANA

Did you give away any of the marijuana you got this last time?

(MJE61)

MMTGIVE<sup>1</sup>

Len : 2 GIVE AWAY ANY MARIJUANA YOU TRADED FOR LAST TIME

	Freq	Pct
1 = Yes.....	26	0.05
2 = No.....	88	0.16
85 = BAD DATA Logically assigned.....	9	0.02
91 = NEVER USED MARIJUANA .....	31312	55.78
93 = DID NOT USE MARIJUANA IN THE PAST 12 MOS.....	12521	22.30
97 = REFUSED .....	131	0.23
98 = BLANK (NO ANSWER) .....	378	0.67
99 = LEGITIMATE SKIP.....	11671	20.79

The last time you grew marijuana, did you keep it all for yourself?

(MJE62)

MMGKEEP<sup>1</sup>

Len : 2 KEEP ALL MARIJUANA LAST TIME YOU GREW IT

	Freq	Pct
1 = Yes.....	78	0.14
2 = No.....	31	0.06
91 = NEVER USED MARIJUANA .....	31312	55.78
93 = DID NOT USE MARIJUANA IN THE PAST 12 MOS.....	12521	22.30
97 = REFUSED .....	126	0.22
98 = BLANK (NO ANSWER) .....	372	0.66
99 = LEGITIMATE SKIP.....	11696	20.84

Did you sell any of the marijuana you grew this last time?

(MJE63)

MMGSELL<sup>1</sup>

Len : 2 SELL ANY MARIJUANA LAST TIME YOU GREW IT

	Freq	Pct
1 = Yes.....	6	0.01
2 = No.....	25	0.04
91 = NEVER USED MARIJUANA .....	31312	55.78
93 = DID NOT USE MARIJUANA IN THE PAST 12 MOS.....	12521	22.30
97 = REFUSED .....	126	0.22
98 = BLANK (NO ANSWER) .....	372	0.66
99 = LEGITIMATE SKIP.....	11774	20.97

The last time you grew marijuana, did you give any of it away for free?

(MJE64)

MMGGIVE<sup>1</sup>

Len : 2 GIVE AWAY ANY MARIJUANA LAST TIME YOU GREW IT

	Freq	Pct
1 = Yes.....	15	0.03
2 = No.....	16	0.03
91 = NEVER USED MARIJUANA .....	31312	55.78
93 = DID NOT USE MARIJUANA IN THE PAST 12 MOS.....	12521	22.30
97 = REFUSED .....	126	0.22
98 = BLANK (NO ANSWER) .....	372	0.66
99 = LEGITIMATE SKIP.....	11774	20.97

The last time you got marijuana for free, who did you get it from?

(MJE65)

MMFREWHO<sup>1</sup>

Len : 2 WHO GAVE YOU LAST FREE MARIJUANA

	Freq	Pct
1 = A friend.....	3070	5.47
2 = A relative or family member.....	671	1.20
3 = Someone I had just met or didn't know well .....	181	0.32
91 = NEVER USED MARIJUANA .....	31312	55.78
93 = DID NOT USE MARIJUANA IN THE PAST 12 MOS.....	12521	22.30
94 = DON'T KNOW .....	9	0.02
97 = REFUSED .....	188	0.33
98 = BLANK (NO ANSWER) .....	381	0.68
99 = LEGITIMATE SKIP.....	7803	13.90

MARKET INFORMATION FOR MARIJUANA

The last time you got marijuana for free, where were you when you got it?

(MJE66)

MMFPLACE<sup>1</sup>

Len : 2 WHERE WERE YOU LAST TIME GOT FREE MARIJUANA

	Freq	Pct
1 = Inside a public bldg, such as a store, restaurant.....	119	0.21
2 = Inside a school building .....	54	0.10
3 = Outside on school property .....	40	0.07
4 = Inside a home, apartment, or dorm.....	2621	4.67
5 = Outside in a public area, such as a parking lot .....	408	0.73
6 = Some other place.....	357	0.64
11 = Inside a public building LOGICALLY ASSIGNED.....	18	0.03
14 = Inside a home, apartment, or dorm LOG ASSN.....	173	0.31
15 = Outside in a public area LOGICALLY ASSIGNED.....	108	0.19
91 = NEVER USED MARIJUANA .....	31312	55.78
93 = DID NOT USE MARIJUANA IN THE PAST 12 MOS.....	12521	22.30
94 = DON'T KNOW .....	30	0.05
97 = REFUSED .....	191	0.34
98 = BLANK (NO ANSWER) .....	381	0.68
99 = LEGITIMATE SKIP.....	7803	13.90

(MJE66SC)

MMFPLOS<sup>2</sup>

Len : 2 OTHER PLACE GOT MJ FOR FREE THE LAST TIME

	Freq	Pct
1 = Inside a public bldg (eg store/restaurant/arena).....	18	0.03
4 = Inside a home, apartment, or dorm.....	173	0.31
5 = Outside in public area (eg parkng lot/street/park) .....	108	0.19
6 = Some other place.....	11	0.02
7 = At respondent's workplace .....	16	0.03
8 = At a party, location not specified .....	18	0.03
9 = From friend(s)/family; no other information .....	21	0.04
11 = In someone else's car/mtr vhcle;location not spfd .....	9	0.02
12 = In a car/motor vehicle; owner or location unspcfd .....	30	0.05
13 = At school, no other information .....	6	0.01
14 = Outside on private property (home, yard, apt).....	31	0.06
15 = Medical marijuana dispensary/club.....	6	0.01
16 = In a private/designtd locatn/place; otherwise unspd .....	4	0.01
17 = On a boat/raft/yacht/water vessel .....	3	0.01
22 = At concert/festival/sports event; location unspec .....	13	0.02
24 = Individual/person; otherwise unspecified.....	9	0.02
25 = In a hotel/motel room (or public area unspcfd) .....	8	0.01
70 = Specific city/state/country or vacation .....	41	0.07
85 = BAD DATA Logically assigned.....	33	0.06
91 = NEVER USED MARIJUANA .....	31312	55.78
93 = DID NOT USE MARIJUANA IN THE PAST 12 MOS.....	12521	22.30
94 = DON'T KNOW .....	39	0.07
97 = REFUSED .....	248	0.44
98 = BLANK (NO ANSWER) .....	413	0.74
99 = LEGITIMATE SKIP.....	11045	19.68

The last time you got marijuana for free, where did you get it?

(MJE67)

MMFCLOSE<sup>1</sup>

Len : 2 HOW NEAR YOU WHEN YOU GOT LAST FREE MARIJUANA

	Freq	Pct
1 = Near where you are now living .....	1550	2.76
2 = Somewhere else .....	2335	4.16
91 = NEVER USED MARIJUANA .....	31312	55.78
93 = DID NOT USE MARIJUANA IN THE PAST 12 MOS.....	12521	22.30
94 = DON'T KNOW .....	31	0.06
97 = REFUSED .....	203	0.36
98 = BLANK (NO ANSWER) .....	381	0.68
99 = LEGITIMATE SKIP.....	7803	13.90

MARKET INFORMATION FOR MARIJUANA

The last time you got marijuana for free, did you keep it all for yourself?

(MJE68)

[MMFKKEEP](#)<sup>1</sup>

Len : 2 KEEP ALL MARIJUANA GOT LAST TIME FOR FREE

	Freq	Pct
1 = Yes.....	649	1.16
2 = No.....	3290	5.86
91 = NEVER USED MARIJUANA .....	31312	55.78
93 = DID NOT USE MARIJUANA IN THE PAST 12 MOS.....	12521	22.30
94 = DON'T KNOW.....	13	0.02
97 = REFUSED .....	167	0.30
98 = BLANK (NO ANSWER) .....	381	0.68
99 = LEGITIMATE SKIP.....	7803	13.90

Did you sell any of the marijuana you got this last time?

(MJE69)

[MMFSELL](#)<sup>1</sup>

Len : 2 SELL ANY MARIJUANA GOT LAST TIME FOR FREE

	Freq	Pct
1 = Yes.....	14	0.02
2 = No.....	3273	5.83
91 = NEVER USED MARIJUANA .....	31312	55.78
93 = DID NOT USE MARIJUANA IN THE PAST 12 MOS.....	12521	22.30
94 = DON'T KNOW.....	1	0.00
97 = REFUSED .....	169	0.30
98 = BLANK (NO ANSWER) .....	394	0.70
99 = LEGITIMATE SKIP.....	8452	15.06

Did you give away any of the marijuana you got this last time?

(MJE70)

[MMFGIVE](#)<sup>1</sup>

Len : 2 GIVE AWAY ANY MARIJUANA GOT LAST TIME FOR FREE

	Freq	Pct
1 = Yes.....	852	1.52
2 = No.....	2425	4.32
91 = NEVER USED MARIJUANA .....	31312	55.78
93 = DID NOT USE MARIJUANA IN THE PAST 12 MOS.....	12521	22.30
94 = DON'T KNOW.....	6	0.01
97 = REFUSED .....	174	0.31
98 = BLANK (NO ANSWER) .....	394	0.70
99 = LEGITIMATE SKIP.....	8452	15.06

INTERVIEW INFORMATION

**INTERVIEW INFORMATION**

<u>LANGVER</u>	Len : 2 LANGUAGE VERSION		
	1 = English.....	<b>Freq</b>	<b>Pct</b>
	2 = Spanish.....	53712	95.68
		2424	4.32

<u>QUARTER</u>	Len : 1 QUARTER INDICATOR		
	1 = Quarter 1.....	<b>Freq</b>	<b>Pct</b>
	2 = Quarter 2.....	12519	22.30
	3 = Quarter 3.....	15295	27.25
	4 = Quarter 4.....	14766	26.30
		13556	24.15

<u>GQTYPE2</u>	Len : 1 TYPE OF GROUP QUARTER		
	= Not a Group Quarter.....	<b>Freq</b>	<b>Pct</b>
	C = College Dorm.....	55462	98.80
	O = Other.....	564	1.00
		110	0.20

DEMOGRAPHICS

DEMOGRAPHICS

DEMOGRAPHICS

NOTE: After a respondent has entered his/her birthdate in the first part of the questionnaire, he/she has multiple opportunities to change his/her age in response to consistency checks throughout the questionnaire. It is therefore possible for the age recorded by the respondent at the beginning of the questionnaire to be different than the age at the end of the questionnaire. The final age variable is determined using these two constituent age variables, in addition to the age calculated from the raw birthdate and the final edited interview date, the age entered in the questionnaire roster (if it exists), and the pre-interview screener age.

AGE2

Len : 2 RECODE - FINAL EDITED AGE

	Freq	Pct
1 = Respondent is 12 years old .....	2086	3.72
2 = Respondent is 13 years old .....	2247	4.00
3 = Respondent is 14 years old .....	2222	3.96
4 = Respondent is 15 years old .....	2323	4.14
5 = Respondent is 16 years old .....	2293	4.08
6 = Respondent is 17 years old .....	2226	3.97
7 = Respondent is 18 years old .....	1912	3.41
8 = Respondent is 19 years old .....	1769	3.15
9 = Respondent is 20 years old .....	1688	3.01
10 = Respondent is 21 years old.....	1682	3.00
11 = Respondent is 22 or 23 years old .....	3444	6.14
12 = Respondent is 24 or 25 years old .....	3731	6.65
13 = Respondent is between 26 and 29 years old.....	3907	6.96
14 = Respondent is between 30 and 34 years old.....	4694	8.36
15 = Respondent is between 35 and 49 years old.....	11134	19.83
16 = Respondent is between 50 and 64 years old.....	4880	8.69
17 = Respondent is 65 years old or older .....	3898	6.94

How many times have you been married?

(QD08)

NOMARR2

Len : 2 NUMBER OF TIMES MARRIED

	Freq	Pct
1 = One time .....	17934	31.95
2 = Two or more times.....	4879	8.69
94 = DON'T KNOW .....	5	0.01
97 = REFUSED .....	21	0.04
99 = LEGITIMATE SKIP.....	33297	59.31

Have you ever been in the United States Armed Forces?

(QD09)

SERVICE

Len : 2 EVER BEEN IN THE US ARMED FORCES

	Freq	Pct
1 = Yes.....	2336	4.16
2 = No.....	42608	75.90
85 = BAD DATA Logically assigned .....	20	0.04
97 = REFUSED .....	1	0.00
99 = LEGITIMATE SKIP.....	11171	19.90

Are you currently on active duty in the United States Armed Forces, are you in a Reserve component, or are you now separated or retired from the military?

(QD10)

MILSTAT

Len : 2 CURRENT MILITARY STATUS

	Freq	Pct
2 = In a reserves component.....	151	0.27
3 = Now separated/retired from reserves/active duty .....	2184	3.89
85 = BAD DATA Logically assigned .....	20	0.04
94 = DON'T KNOW .....	1	0.00
97 = REFUSED .....	1	0.00
99 = LEGITIMATE SKIP.....	53779	95.80

DEMOGRAPHICS

Have you ever served on active duty in the United States Armed Forces or Reserve components? Active duty does not include training for the Reserves or National Guard, but does include activation, for example, for a national emergency or military conflict.

(QD10A)

ACTDEVER

Len : 2 EVER ON ACTIVE DUTY IN US MILITARY/RESERV

	Freq	Pct
1 = Yes.....	1802	3.21
2 = No.....	534	0.95
85 = BAD DATA Logically assigned.....	20	0.04
97 = REFUSED.....	1	0.00
99 = LEGITIMATE SKIP.....	53779	95.80

When did you serve on active duty in the United States Armed Forces or Reserve components? Just give me the number or numbers from the card.

(QD10B1)

ACTD2001

Len : 2 SEPTEMBER 2001 OR LATER

	Freq	Pct
1 = Yes.....	677	1.21
2 = No (not entered).....	1122	2.00
85 = BAD DATA Logically assigned.....	20	0.04
97 = REFUSED.....	1	0.00
98 = BLANK (NO ANSWER).....	3	0.01
99 = LEGITIMATE SKIP.....	54313	96.75

(QD10B2)

ACTD9001

Len : 2 AUG 1990 TO AUG 2001 (INCLUDING PERSIAN GULF WAR)

	Freq	Pct
1 = Yes.....	435	0.77
2 = No (not entered).....	1364	2.43
85 = BAD DATA Logically assigned.....	20	0.04
97 = REFUSED.....	1	0.00
98 = BLANK (NO ANSWER).....	3	0.01
99 = LEGITIMATE SKIP.....	54313	96.75

(QD10B3)

ACTD7590

Len : 2 MAY 1975 TO JULY 1990

	Freq	Pct
1 = Yes.....	346	0.62
2 = No (not entered).....	1453	2.59
85 = BAD DATA Logically assigned.....	21	0.04
97 = REFUSED.....	1	0.00
98 = BLANK (NO ANSWER).....	2	0.00
99 = LEGITIMATE SKIP.....	54313	96.75

(QD10B4)

ACTDVIET

Len : 2 VIETNAM ERA (MARCH 1961 TO APRIL 1975)

	Freq	Pct
1 = Yes.....	516	0.92
2 = No (not entered).....	1283	2.29
85 = BAD DATA Logically assigned.....	21	0.04
97 = REFUSED.....	1	0.00
98 = BLANK (NO ANSWER).....	2	0.00
99 = LEGITIMATE SKIP.....	54313	96.75

(QD10B5, QD10B6, QD10B7, QD10B8, QD10B9)

ACTDPRIV

Len : 2 ANY TIME BEFORE VIETNAM ERA (MARCH 1961)

	Freq	Pct
1 = Yes.....	162	0.29
2 = No (not entered).....	1637	2.92
85 = BAD DATA Logically assigned.....	21	0.04
97 = REFUSED.....	1	0.00
98 = BLANK (NO ANSWER).....	2	0.00
99 = LEGITIMATE SKIP.....	54313	96.75



DEMOGRAPHICS

Did you ever serve on active duty in the United States Armed Forces or Reserve components in a military combat zone or an area where you drew imminent danger pay or hostile fire pay?

(QD10C)

COMBATPY

Len : 2 EVER IN COMBAT ZONE ON ACTIVE DUTY

	Freq	Pct
1 = YES .....	804	1.43
2 = NO .....	993	1.77
85 = BAD DATA Logically assigned .....	20	0.04
94 = DON'T KNOW .....	3	0.01
97 = REFUSED .....	3	0.01
99 = LEGITIMATE SKIP .....	54313	96.75

This question is about your overall health. Would you say your health in general is excellent, very good, good, fair, or poor?

(QD12)

HEALTH

Len : 2 OVERALL HEALTH

	Freq	Pct
1 = Excellent .....	13959	24.87
2 = Very good .....	21257	37.87
3 = Good .....	15328	27.31
4 = Fair .....	4823	8.59
5 = Poor .....	760	1.35
94 = DON'T KNOW .....	8	0.01
97 = REFUSED .....	1	0.00

How many times in the past 12 months have you moved? Please include moves from one residence to another within the same city/town as well as those from one city/town to another.

(QD13)

MOVSINPYR2

Len : 3 # TIMES MOVED PAST 12 MONTHS- RECODED

	Freq	Pct
0 = 0 time .....	38950	69.39
1 = One time .....	10015	17.84
2 = Two times .....	4000	7.13
3 = Three or more times .....	1865	3.32
985 = BAD DATA Logically assigned .....	31	0.06
994 = DON'T KNOW .....	740	1.32
997 = REFUSED .....	518	0.92
998 = BLANK (NO ANSWER) .....	17	0.03

People are different in their sexual attraction to other people. Which statement best describes your feelings?

(QD62)

SEXATTRACT

Len : 2 SEXUAL ATTRACTION

	Freq	Pct
1 = I am only attracted to opposite sex .....	35055	62.45
2 = I am mostly attracted to opposite sex .....	3249	5.79
3 = I am equally attracted to males and females .....	1745	3.11
4 = I am mostly attracted to same sex .....	451	0.80
5 = I am only attracted to same sex .....	778	1.39
6 = I am not sure .....	753	1.34
85 = BAD DATA Logically assigned .....	12	0.02
94 = DON'T KNOW .....	180	0.32
97 = REFUSED .....	500	0.89
98 = BLANK (NO ANSWER) .....	16	0.03
99 = LEGITIMATE SKIP .....	13397	23.87

DEMOGRAPHICS

Which one of the following do you consider yourself to be?

(QD63)

SEXIDENT

Len : 2 SEXUAL IDENTITY

	Freq	Pct
1 = Heterosexual, that is, straight.....	38214	68.07
2 = Lesbian or Gay.....	976	1.74
3 = Bisexual.....	2642	4.71
85 = BAD DATA Logically assigned.....	12	0.02
94 = DON'T KNOW.....	292	0.52
97 = REFUSED.....	586	1.04
98 = BLANK (NO ANSWER).....	17	0.03
99 = LEGITIMATE SKIP.....	13397	23.87

How well do you speak English?

(QD55)

SPEAKENGL

Len : 2 HOW WELL SPEAK ENGLISH

	Freq	Pct
1 = Very well.....	49588	88.34
2 = Well.....	4344	7.74
3 = Not well.....	1431	2.55
4 = Not at all.....	469	0.84
85 = BAD DATA Logically assigned.....	30	0.05
94 = DON'T KNOW.....	74	0.13
97 = REFUSED.....	181	0.32
98 = BLANK (NO ANSWER).....	19	0.03

Are you deaf or do you have serious difficulty hearing?

(QD56)

DIFFHEAR

Len : 2 SERIOUS DIFFICULTY HEARING

	Freq	Pct
1 = Yes.....	1870	3.33
2 = No.....	53968	96.14
85 = BAD DATA Logically assigned.....	30	0.05
94 = DON'T KNOW.....	95	0.17
97 = REFUSED.....	154	0.27
98 = BLANK (NO ANSWER).....	19	0.03

Are you blind or do you have serious difficulty seeing, even when wearing glasses?

(QD57)

DIFFSEE

Len : 2 SERIOUS DIFFICULTY SEEING

	Freq	Pct
1 = Yes.....	2577	4.59
2 = No.....	53247	94.85
85 = BAD DATA Logically assigned.....	30	0.05
94 = DON'T KNOW.....	104	0.19
97 = REFUSED.....	159	0.28
98 = BLANK (NO ANSWER).....	19	0.03

Because of a physical, mental or emotional condition, do you have serious difficulty concentrating, remembering, or making decisions?

(QD58)

DIFFTHINK

Len : 2 SERIOUS DIFFICULTY CONCENTRAT, REMEMBR, DECISION

	Freq	Pct
1 = Yes.....	6748	12.02
2 = No.....	48883	87.08
85 = BAD DATA Logically assigned.....	30	0.05
94 = DON'T KNOW.....	250	0.45
97 = REFUSED.....	206	0.37
98 = BLANK (NO ANSWER).....	19	0.03

DEMOGRAPHICS

Do you have serious difficulty walking or climbing stairs?

(QD59)

DIFFWALK

Len : 2 SERIOUS DIFFICULTY WALKING OR CLIMBING STAIRS

	<b>Freq</b>	<b>Pct</b>
1 = Yes.....	2623	4.67
2 = No.....	53205	94.78
85 = BAD DATA Logically assigned.....	30	0.05
94 = DON'T KNOW.....	93	0.17
97 = REFUSED.....	166	0.30
98 = BLANK (NO ANSWER).....	19	0.03

Do you have difficulty dressing or bathing?

(QD60)

DIFFDRESS

Len : 2 SERIOUS DIFFICULTY DRESSING OR BATHING

	<b>Freq</b>	<b>Pct</b>
1 = Yes.....	909	1.62
2 = No.....	54950	97.89
85 = BAD DATA Logically assigned.....	30	0.05
94 = DON'T KNOW.....	74	0.13
97 = REFUSED.....	154	0.27
98 = BLANK (NO ANSWER).....	19	0.03

Because of a physical, mental or emotional condition, do you have difficulty doing errands alone such as visiting a doctors' office or shopping?

(QD61)

DIFFERRAND

Len : 2 DIFFICULTY DOING ERRANDS ALONE

	<b>Freq</b>	<b>Pct</b>
1 = Yes.....	2741	4.88
2 = No.....	46542	82.91
85 = BAD DATA Logically assigned.....	21	0.04
94 = DON'T KNOW.....	101	0.18
97 = REFUSED.....	156	0.28
98 = BLANK (NO ANSWER).....	20	0.04
99 = LEGITIMATE SKIP.....	6555	11.68

IMPUTED DEMOGRAPHICS

**IMPUTED DEMOGRAPHICS**

Beginning with the 2002 survey, missing values for the gender question (QD01) were no longer permitted. Thus, no imputation was required. This variable has the prefix 'IR', which stands for 'Imputation Revised', only for the sake of consistency with data sets from earlier surveys.

(QD01)

IRSEX

Len : 1 IMPUTATION REVISED GENDER

	<b>Freq</b>	<b>Pct</b>
1 = Male.....	26788	47.72
2 = Female.....	29348	52.28

NOTE: The variable IRMARIT reflects the move of the marital status questions from self-administration in 2015 back to interviewer administration in 2016. This variable is considered to be comparable with corresponding variables in 2002 to 2014 (when this question also was interviewer-administered) but is not considered to be comparable with the marital status variable IRMARITSTAT in 2015. Analytic goals should be considered prior to pooling or comparing marital status data from 2015 with data from other years.

IRMARIT

Len : 2 IMPUTATION REVISED MARITAL STATUS

	<b>Freq</b>	<b>Pct</b>
1 = Married.....	16983	30.25
2 = Widowed.....	1333	2.37
3 = Divorced or Separated.....	4515	8.04
4 = Never Been Married.....	26750	47.65
99 = LEGITIMATE SKIP Respondent is <= 14 years old.....	6555	11.68

IIMARIT

Len : 1 IMPUTATION INDICATOR MARITAL STATUS

	<b>Freq</b>	<b>Pct</b>
1 = Marital status from questionnaire.....	49568	88.30
3 = Marital status statistically imputed.....	13	0.02
9 = LEGITIMATE SKIP Respondent is <= 14 years old.....	6555	11.68

IREDUHIGHST2

Len : 2 EDUCATION - RECODED IMPUTATION REVISED

	<b>Freq</b>	<b>Pct</b>
1 = Fifth grade or less grade completed.....	1076	1.92
2 = Sixth grade completed.....	2226	3.97
3 = Seventh grade completed.....	2303	4.10
4 = Eighth grade completed.....	2677	4.77
5 = Ninth grade completed.....	2973	5.30
6 = Tenth grade completed.....	3042	5.42
7 = Eleventh or Twelfth grade completed, no diploma.....	4178	7.44
8 = High school diploma/GED.....	11577	20.62
9 = Some college credit, but no degree.....	10406	18.54
10 = Associate's degree (for example, AA, AS).....	4042	7.20
11 = College graduate or higher.....	11636	20.73

IIEDUHIGHST2

Len : 1 EDUCATION INDICATOR - IMPUTATION INDICATOR

	<b>Freq</b>	<b>Pct</b>
1 = Education from questionnaire.....	56100	99.94
3 = Education statistically imputed.....	36	0.06

RECODED DEMOGRAPHICS

**RECODED DEMOGRAPHICS**

(AGE2)

CATAGE

Len : 1 RC-AGE CATEGORY

	<b>Freq</b>	<b>Pct</b>
1 = 12-17 Years Old.....	13397	23.87
2 = 18-25 Years Old.....	14226	25.34
3 = 26-34 Years Old.....	8601	15.32
4 = 35 or Older.....	19912	35.47

(AGE2)

CATAG2

Len : 1 RC-AGE CATEGORY RECODE (3 LEVELS)

	<b>Freq</b>	<b>Pct</b>
1 = 12-17 Years Old.....	13397	23.87
2 = 18-25 Years Old.....	14226	25.34
3 = 26 or Older.....	28513	50.79

(AGE2)

CATAG3

Len : 1 RC-AGE CATEGORY RECODE (5 LEVELS)

	<b>Freq</b>	<b>Pct</b>
1 = 12-17 Years Old.....	13397	23.87
2 = 18-25 Years Old.....	14226	25.34
3 = 26-34 Years Old.....	8601	15.32
4 = 35-49 Years Old.....	11134	19.83
5 = 50 or Older.....	8778	15.64

(AGE2)

CATAG6

Len : 1 RC-AGE CATEGORY RECODE (6 LEVELS)

	<b>Freq</b>	<b>Pct</b>
1 = 12-17 Years Old.....	13397	23.87
2 = 18-25 Years Old.....	14226	25.34
3 = 26-34 Years Old.....	8601	15.32
4 = 35-49 Years Old.....	11134	19.83
5 = 50-64 Years Old.....	4880	8.69
6 = 65 or Older.....	3898	6.94

(AGE2)

CATAG7

Len : 1 RC-AGE CATEGORY RECODE (7 LEVELS)

	<b>Freq</b>	<b>Pct</b>
1 = 12-13 Years Old.....	4333	7.72
2 = 14-15 Years Old.....	4545	8.10
3 = 16-17 Years Old.....	4519	8.05
4 = 18-20 Years Old.....	5369	9.56
5 = 21-25 Years Old.....	8857	15.78
6 = 26-34 Years Old.....	8601	15.32
7 = 35 or Older.....	19912	35.47

(AGE2)

PREGAGE2

Len : 1 RC-PREGNANCY AGE CATEGORY RECODE

	<b>Freq</b>	<b>Pct</b>
1 = 15-17 Years Old.....	6842	12.19
2 = 18-25 Years Old.....	14226	25.34
3 = 26-44 Years Old.....	16164	28.79
4 = Otherwise (12-14, 45 or Older).....	18904	33.68

(AGE2)

DRVINAGE

Len : 1 RC-DUI AGE CATEGORY RECODE

	<b>Freq</b>	<b>Pct</b>
1 = 16-25 Years Old.....	18745	33.39
2 = 26 or Older.....	28513	50.79
3 = Otherwise (12-15 Years Old).....	8878	15.82

RECORDED DEMOGRAPHICS

(AGE2)

DRVINDETAG

Len : 1 RC-DUI DETAILED AGE CATEGORY RECODE

	Freq	Pct
1 = 16-20 Years Old.....	9888	17.61
2 = 21-25 Years Old.....	8857	15.78
3 = 26 or Older.....	28513	50.79
4 = Otherwise (12-15 Years Old).....	8878	15.82

(CATAGE, IRSEX)

SEXAGE

Len : 1 RC-COMBINED GENDER BY AGE CATEGORY INDICATOR

	Freq	Pct
1 = Males Aged 12-17 (IRSEX=1 and CATAGE=1).....	6856	12.21
2 = Females Aged 12-17 (IRSEX=2 and CATAGE=1).....	6541	11.65
3 = Males Aged 18-25 (IRSEX=1 and CATAGE=2).....	7043	12.55
4 = Females Aged 18-25 (IRSEX=2 and CATAGE=2).....	7183	12.80
5 = Otherwise.....	28513	50.79

NEWRACE2

Len : 1 RC-RACE/HISPANICITY RECODE (7 LEVELS)

	Freq	Pct
1 = NonHispanic White.....	32089	57.16
2 = NonHispanic Black/African American.....	7256	12.93
3 = NonHispanic Native American/American Indian.....	752	1.34
4 = NonHispanic Native Hawaiian/Other Pacific Islander.....	292	0.52
5 = NonHispanic Asian.....	2697	4.80
6 = NonHispanic more than one race.....	2202	3.92
7 = Hispanic.....	10848	19.32

(IRSEX, NEWRACE2)

SEXRACE

Len : 1 RC-COMBINED GENDER BY RACE INDICATOR

	Freq	Pct
1 = Male, White, Not Hispanic (IRSEX=1 and NEWRACE2=1).....	15343	27.33
2 = Female, White, Not Hispanic (IRSEX=2 and NEWRACE2=1).....	16746	29.83
3 = Male, Black, Not Hispanic (IRSEX=1 and NEWRACE2=2).....	3344	5.96
4 = Female, Black, Not Hispanic (IRSEX=2 and NEWRACE2=2).....	3912	6.97
5 = Male, Hispanic (IRSEX=1 and NEWRACE2=7).....	5172	9.21
6 = Female, Hispanic (IRSEX=2 and NEWRACE2=7).....	5676	10.11
7 = Male or Female, Other Races (Otherwise).....	5943	10.59

(IREDUHIGHEST2)

EDUHIGHCAT

Len : 1 RC-EDUCATION CATEGORIES

	Freq	Pct
1 = Less than high school (IREDUHIGHEST2=1-7 & AGE2=7-17).....	5235	9.33
2 = High school graduate (IREDUHIGHEST2=8 & AGE2=7-17).....	11438	20.38
3 = Some college/Associate Degree (IREDUHIGHEST2=9-10 & AGE2=7-17).....	14434	25.71
4 = College graduate (IREDUHIGHEST2=11 & AGE2=7-17).....	11632	20.72
5 = 12 to 17 year olds (AGE2=1-6).....	13397	23.87

(HEALTH)

HEALTH2

Len : 1 RC-OVERALL HEALTH RECODE

	Freq	Pct
. = Unknown (Otherwise).....	9	0.02
1 = Excellent (HEALTH=1).....	13959	24.87
2 = Very Good (HEALTH=2).....	21257	37.87
3 = Good (HEALTH=3).....	15328	27.31
4 = Fair/Poor (HEALTH=4,5).....	5583	9.95

EDUCATION

**EDUCATION**

NOTE: EDUSCHLGO takes into account information from follow-up probes if respondents originally reported that they were not enrolled in school. Based on these probes, respondents were coded as yes (i.e., enrolled) if they were on break from school and intended to return to school once their break was over. EDUSCHLGO was assigned a code of 11 if the respondent reported currently being enrolled but there was uncertainty about the respondent's school enrollment status.

The next questions are about school. By 'school', we mean elementary school, junior high or middle school, high school, or a college or university. Please include home schooling as well. Do you go to school?

If you are on a holiday or break from school, such as spring break or summer vacation, but plan to return when the break is over, please answer yes.

(QD17, QD17A, QD17B)

EDUSCHLGO

Len : 2 NOW GOING TO SCHOOL

	Freq	Pct
1 = Yes.....	19116	34.05
2 = No.....	36286	64.64
11 = Yes (EDUSKPMON = 30).....	38	0.07
85 = BAD DATA Logically assigned.....	30	0.05
94 = DON'T KNOW.....	324	0.58
97 = REFUSED.....	323	0.58
98 = BLANK (NO ANSWER).....	19	0.03

What grade or year of school are you now attending?

What grade or year of school will you be attending when your vacation is over?

(QD18)

EDUSCHGRD2

Len : 2 WHAT GRADE IN NOW/WILL BE IN

	Freq	Pct
1 = 5th Grade or lower.....	47	0.08
2 = 6th Grade.....	662	1.18
3 = 7th Grade.....	1761	3.14
4 = 8th Grade.....	2006	3.57
5 = 9th Grade.....	2050	3.65
6 = 10th Grade.....	2034	3.62
7 = 11th Grade.....	2029	3.61
8 = 12th Grade.....	1850	3.30
9 = College or university/1st year.....	1760	3.14
10 = College or university/2nd Year, 3rd year.....	2423	4.32
11 = College or university/4th Year, 5th or higher year.....	1953	3.48
98 = BLANK (NO ANSWER).....	1275	2.27
99 = LEGITIMATE SKIP.....	36286	64.64

Are you a full-time student or a part-time student?

Will you be a full-time student or a part-time student?

(QD19)

EDUFULPAR

Len : 2 FULL OR PART TIME

	Freq	Pct
1 = FULL-TIME.....	16152	28.77
2 = PART-TIME.....	2376	4.23
85 = BAD DATA Logically assigned.....	9	0.02
94 = DON'T KNOW.....	379	0.68
97 = REFUSED.....	247	0.44
98 = BLANK (NO ANSWER).....	687	1.22
99 = LEGITIMATE SKIP.....	36286	64.64

EDUCATION

During the past 30 days, that is, from [DATEFILL] up to and including today, how many whole days of school did you miss because you were sick or injured? Please do not include days you missed because you stayed home with a sick child or other family member.

(QD20)

EDUSCKMON

Len : 2 HOW MANY DAYS MISSED SCHOOL FROM SICK

	Freq	Pct
RANGE = 1 - 30 .....	5682	10.12
0 = None .....	7782	13.86
85 = BAD DATA Logically assigned .....	9	0.02
90 = SCHOOL NOT IN SESSION .....	2144	3.82
94 = DON'T KNOW .....	487	0.87
97 = REFUSED .....	57	0.10
98 = BLANK (NO ANSWER) .....	1313	2.34
99 = LEGITIMATE SKIP .....	38662	68.87

What is your best estimate of the number of whole days of school you missed because you were sick or injured during the past 30 days?

(QD20DKRE)

EDUSCKEST

Len : 2 BEST ESTIMATE # DAYS MISSED BECAUSE SICK OR INURED

	Freq	Pct
1 = 0 days .....	116	0.21
2 = 1 day .....	38	0.07
3 = 2 days .....	44	0.08
4 = 3 to 5 days .....	84	0.15
5 = 6 or more days .....	49	0.09
6 = School was not in session during the past 30 days .....	19	0.03
94 = DON'T KNOW .....	161	0.29
97 = REFUSED .....	33	0.06
98 = BLANK (NO ANSWER) .....	1322	2.35
99 = LEGITIMATE SKIP .....	54270	96.68

NOTE: EDUSCKCOM is a recoded variable that incorporates data from EDUSCKMON (if respondents reported a valid number of days that they missed school in QD20 or they reported that school was not in session) or EDUSCKEST (if respondents were asked question QD20DKRE because they answered QD20 as "don't know" or "refused"). If respondents reported in QD20DKRE that they missed school on "3 to 5 days" or on "6 or more days," then EDUSCKCOM was assigned the value at the midpoint in the range (i.e., 4 days or 18 days, respectively).

(QD20, QD20DKRE)

EDUSCKCOM

Len : 2 RC - HOW MANY DAYS MISSED SCHOOL FROM SICK (COMBINED)

	Freq	Pct
RANGE = 0 - 30 .....	13795	24.57
90 = SCHOOL NOT IN SESSION .....	2163	3.85
94 = DON'T KNOW .....	161	0.29
97 = REFUSED .....	33	0.06
98 = BLANK (NO ANSWER) .....	1322	2.35
99 = LEGITIMATE SKIP .....	38662	68.87

During the past 30 days, that is since [DATEFILL], how many whole days did you miss because you skipped or "cut" or just didn't want to be there? Please do not include days you missed because you stayed home with a sick child or other family member.

(QD21)

EDUSKPMON

Len : 2 HOW MANY DAYS MISSED SCHOOL FROM SKIPPING

	Freq	Pct
RANGE = 1 - 30 .....	3124	5.57
0 = None .....	10526	18.75
85 = BAD DATA Logically assigned .....	9	0.02
94 = DON'T KNOW .....	259	0.46
97 = REFUSED .....	80	0.14
98 = BLANK (NO ANSWER) .....	1313	2.34
99 = LEGITIMATE SKIP .....	40825	72.73



EDUCATION

What is your best estimate of the number of whole days of school you missed because you skipped or 'cut' or just didn't want to be there during the past 30 days?

*(QD21DKRE)*  
EDUSKPEST

Len : 2 BEST ESTIMATE # DAYS MISSED BECAUSE SKIPPED OR CUT

	Freq	Pct
1 = 0 days.....	122	0.22
2 = 1 day.....	17	0.03
3 = 2 days.....	13	0.02
4 = 3 to 5 days.....	19	0.03
5 = 6 or more days.....	16	0.03
94 = DON'T KNOW.....	106	0.19
97 = REFUSED.....	46	0.08
98 = BLANK (NO ANSWER).....	1322	2.35
99 = LEGITIMATE SKIP.....	54475	97.04

NOTE: EDUSKPCOM is a recoded variable that incorporates data from EDUSKPMON (if respondents reported a valid number of days that they missed school in QD21) or EDUSKPEST (if respondents were asked question QD21DKRE because they answered QD21 as "don't know" or "refused"). If respondents reported in QD21DKRE that they missed school on "3 to 5 days" or on "6 or more days," then EDUSKPCOM was assigned the value at the midpoint in the range (i.e., 4 days or 18 days, respectively).

*(QD21, QD21DKRE)*  
EDUSKPCOM

Len : 2 RC - HOW MANY DAYS MISSED SCHOOL FROM SKIPPING (COMBINED)

	Freq	Pct
RANGE = 0 - 30.....	13837	24.65
94 = DON'T KNOW.....	106	0.19
97 = REFUSED.....	46	0.08
98 = BLANK (NO ANSWER).....	1322	2.35
99 = LEGITIMATE SKIP.....	40825	72.73

For this question, please consider only the family members listed below, whether or not they live with you.

- Your spouse
- Your unmarried partner
- Your mother
- Your father
- Your son or sons
- Your daughter or daughters
- Your brother or brothers
- Your sister or sisters

Please include only these family members, whether they are biological, step or adoptive. Are any of these family members currently serving in the United States military? Press F2 to see and hear a definition of "military."

*(QD10D)*  
MILTFAMILY

Len : 2 ANY IMMEDIATE FAMILY CURRENTLY IN US MILITARY

	Freq	Pct
1 = Yes.....	5401	9.62
2 = No.....	49588	88.34
85 = BAD DATA Logically assigned.....	71	0.13
94 = DON'T KNOW.....	535	0.95
97 = REFUSED.....	522	0.93
98 = BLANK (NO ANSWER).....	19	0.03

*(QD10E1, QD10E2)*  
MILTSPPAR

Len : 2 SPOUSE OR PARTNER IN MILITARY

	Freq	Pct
1 = Yes.....	1234	2.20
2 = No.....	2917	5.20
85 = BAD DATA Logically assigned.....	49	0.09
94 = DON'T KNOW.....	678	1.21
97 = REFUSED.....	499	0.89
98 = BLANK (NO ANSWER).....	1171	2.09
99 = LEGITIMATE SKIP.....	49588	88.34

EDUCATION

(QD10E3, QD10E4)

MILTPARNT

Len : 2 FATHER OR MOTHER IN MILITARY

	<b>Freq</b>	<b>Pct</b>
1 = Yes.....	938	1.67
2 = No.....	3211	5.72
85 = BAD DATA Logically assigned.....	88	0.16
94 = DON'T KNOW.....	678	1.21
97 = REFUSED.....	499	0.89
98 = BLANK (NO ANSWER).....	1134	2.02
99 = LEGITIMATE SKIP.....	49588	88.34

(QD10E5, QD10E6)

MILTCHLDR

Len : 2 SON OR DAUGHTER IN MILITARY

	<b>Freq</b>	<b>Pct</b>
1 = Yes.....	565	1.01
2 = No.....	3554	6.33
85 = BAD DATA Logically assigned.....	100	0.18
94 = DON'T KNOW.....	678	1.21
97 = REFUSED.....	499	0.89
98 = BLANK (NO ANSWER).....	1152	2.05
99 = LEGITIMATE SKIP.....	49588	88.34

(QD10E7, QD10E8)

MILTSIBLN

Len : 2 SISTER OR BROTHER IN MILITARY

	<b>Freq</b>	<b>Pct</b>
1 = Yes.....	1743	3.10
2 = No.....	2408	4.29
85 = BAD DATA Logically assigned.....	41	0.07
94 = DON'T KNOW.....	678	1.21
97 = REFUSED.....	499	0.89
98 = BLANK (NO ANSWER).....	1179	2.10
99 = LEGITIMATE SKIP.....	49588	88.34

RECODED EDUCATION

**RECODED EDUCATION**

NOTE: Certain source variables that were used to create recoded variables have valid values that might not have been reported or assigned for the current survey year. However, these values have been included in the general specifications in the codebook on how the recoded variables were created. See additional details about this issue in the Organization of the Data File section of this codebook introduction.

NOTE: The following NSDUH college enrollment variables, COLLENRLFT and COLLENRLST, were revised during the 2016 NSDUH due to questionnaire changes impacting the source variables. COLLENRLFT and COLLENRLST are available starting with the 2016 NSDUH and are considered comparable with the 2015 versions, COLLENRFT and COLLENRST.

A respondent was defined as a full-time college student if they were aged 18 to 22, enrolled in school (EDUSCHLGO =1, 3, 5, 11), enrolled at the college level (EDUSCHGRD2=9-11), and a full-time student (EDUFULPAR=1). Respondents in the category "Other Persons Aged 18-22" include those not enrolled in school, enrolled in college part-time, enrolled in other grades either full or part-time, or enrolled with no other information available. Respondents aged 18-22 who reported don't know, refused, or blank to being enrolled in school (EDUSCHLGO= 94, 97, 98), their school enrollment level (EDUSCHGRD2=98) and their full or part time status (EDUFULPAR=94, 97, 98) are defined as system missing.

(AGE2, EDUFULPAR, EDUSCHGRD2, EDUSCHLGO)

COLLENRLFT Len : 1 RC-COLLEGE ENROLLMENT-FULL TIME

	<b>Freq</b>	<b>Pct</b>
. = Unknwn Enrollment, Aged 18-22 (See comment above).....	94	0.17
1 = Full Time College Student Aged 18-22 (See comment above) .....	2994	5.33
2 = Other Persons Aged 18-22 (See comment above).....	5599	9.97
3 = Persons Aged 12-17, 23 or Older.....	47449	84.53

A respondent was defined as a full or part-time college student if they were aged 18 to 22, enrolled in school (EDUSCHLGO=1, 3, 5, 11), enrolled at the college level (EDUSCHGRD2=9-11), and either a full-time student (EDUFULPAR=1) or part-time (EDUFULPAR=2) student. Respondents aged 18-22 who reported don't know, refused, or blank to being enrolled in school (EDUSCHLGO=94, 97, 98), their school enrollment level (EDUSCHGRD2=98), and their full or part time status (EDUFULPAR=94, 97, 98) are defined as system missing. Otherwise, a respondent was defined as not enrolled in college (EDUSCHLGO=2, 4) or in the category "Other Persons Aged 18-22" (enrolled in other grades either full or part-time, or enrolled with no other information available).

(AGE2, EDUFULPAR, EDUSCHGRD2, EDUSCHLGO)

COLLENRLST Len : 1 RC-COLLEGE ENROLLMENT

	<b>Freq</b>	<b>Pct</b>
. = Unknwn Enrollment, Aged 18-22 (See comment above).....	94	0.17
1 = Full Time College Student Aged 18-22 (See comment above) .....	2994	5.33
2 = Part Time College Student Aged 18-22 (See comment above) .....	638	1.14
3 = Not Enrolled Aged 18-22 (See comment above).....	4047	7.21
4 = Other Persons Aged 18-22 (See comment above).....	914	1.63
5 = Persons Aged 12-17, 23 or Older.....	47449	84.53

EMPLOYMENT

**EMPLOYMENT**

(*WRK35WKUS, WRKDPSTWK, WRKDPSTYR, WRKEFFORT, WRKRSNJOB, WRKRSNNOT*)  
WRKSTATWK2 Len : 2 WORK SITUATION IN PAST WEEK - RECODE

	<b>Freq</b>	<b>Pct</b>
1 = Worked at full-time job, past week .....	20896	37.22
2 = Worked at part time job, past week .....	6968	12.41
3 = Has job or volunteer worker, did not work past wk .....	2967	5.29
4 = Unemployed/on layoff, looking for work .....	2531	4.51
5 = Disabled .....	1536	2.74
6 = Keeping house full-time .....	1887	3.36
7 = In school/training .....	3486	6.21
8 = Retired .....	3116	5.55
9 = Does not have a job, some other reason .....	5575	9.93
98 = BLANK (NO ANSWER) .....	619	1.10
99 = LEGITIMATE SKIP .....	6555	11.68

The next questions are about working. Did you work at a job or business at any time last week? By last week, I mean the week beginning on Sunday, [STARTDATE] and ending on Saturday, [ENDDATE].

(*QD26*)  
WRKDPSTWK Len : 2 WORK AT JOB LAST WEEK

	<b>Freq</b>	<b>Pct</b>
1 = Yes .....	27923	49.74
2 = No .....	20984	37.38
4 = No LOGICALLY ASSIGNED .....	61	0.11
85 = BAD DATA Logically assigned .....	23	0.04
94 = DON'T KNOW .....	201	0.36
97 = REFUSED .....	366	0.65
98 = BLANK (NO ANSWER) .....	23	0.04
99 = LEGITIMATE SKIP .....	6555	11.68

Even though you did not work at any time last week, did you have a job or business?

(*QD27*)  
WRKHADJOB Len : 2 DID YOU HAVE A JOB OR BUSINESS

	<b>Freq</b>	<b>Pct</b>
1 = Yes .....	2984	5.32
2 = No .....	17917	31.92
4 = No LOGICALLY ASSIGNED .....	61	0.11
85 = BAD DATA Logically assigned .....	17	0.03
94 = DON'T KNOW .....	38	0.07
97 = REFUSED .....	411	0.73
98 = BLANK (NO ANSWER) .....	230	0.41
99 = LEGITIMATE SKIP .....	34478	61.42

How many hours did you work last week at all jobs or businesses?

(*QD28*)  
WRKDHRSWK2 Len : 3 HOW MANY HOURS WORKED LAST WEEK

	<b>Freq</b>	<b>Pct</b>
RANGE = 1 - 60 .....	26643	47.46
61 = 61 or more .....	1026	1.83
985 = BAD DATA Logically assigned .....	6	0.01
994 = DON'T KNOW .....	185	0.33
997 = REFUSED .....	435	0.77
998 = BLANK (NO ANSWER) .....	241	0.43
999 = LEGITIMATE SKIP .....	27600	49.17

EMPLOYMENT

Do you usually work 35 hours or more per week at all jobs or businesses?

(QD29)

WRK35WKUS

Len : 2 USUALLY WORK 35 OR MORE HRS PER WEEK

	Freq	Pct
1 = Yes.....	22408	39.92
2 = No.....	8403	14.97
85 = BAD DATA Logically assigned.....	6	0.01
94 = DON'T KNOW.....	56	0.10
97 = REFUSED.....	451	0.80
98 = BLANK (NO ANSWER).....	279	0.50
99 = LEGITIMATE SKIP.....	24533	43.70

Which one of these reasons best describes why you did not work last week?

(QD30)

WRKRSNNOT

Len : 3 REASON FOR NOT WORKING AT JOB - PAST WK

	Freq	Pct
1 = On vacation/sick/furlough/strike/oth temp absence.....	1014	1.81
2 = On layoff and not looking for work.....	93	0.17
3 = On layoff and looking for work.....	109	0.19
4 = Waiting to report to a new job.....	147	0.26
5 = Self-employed and did not have business last week.....	293	0.52
6 = Going to school/training.....	425	0.76
7 = Some other reason.....	856	1.52
994 = DON'T KNOW.....	23	0.04
997 = REFUSED.....	435	0.77
998 = BLANK (NO ANSWER).....	262	0.47
999 = LEGITIMATE SKIP.....	52479	93.49

Which one of these reasons best describes why you did not have a job or business last week?

(QD31)

WRKRSNJOB

Len : 3 REASON FOR NOT HAVING A JOB - PAST WK

	Freq	Pct
1 = Looking for work.....	3365	5.99
2 = On layoff and not looking for work.....	618	1.10
3 = Keeping house or caring for children full time.....	1889	3.37
4 = Going to school/training.....	3479	6.20
5 = Retired.....	3117	5.55
6 = Disabled for work.....	1534	2.73
7 = Didn't want a job.....	1116	1.99
8 = Some other reason.....	2483	4.42
985 = BAD DATA Logically assigned.....	17	0.03
994 = DON'T KNOW.....	157	0.28
997 = REFUSED.....	608	1.08
998 = BLANK (NO ANSWER).....	291	0.52
999 = LEGITIMATE SKIP.....	37462	66.73

During the past 30 days, did you make specific efforts to find work? Include any contacts you made with anyone about a job, sending out resumes or applications, placing or answering ads. Do not include only reading job ads.

(QD32)

WRKEFFORT

Len : 2 PAST 30 DAYS, MAKE EFFORT TO FIND WORK

	Freq	Pct
1 = Yes.....	2419	4.31
2 = No.....	936	1.67
94 = DON'T KNOW.....	5	0.01
97 = REFUSED.....	615	1.10
98 = BLANK (NO ANSWER).....	463	0.82
99 = LEGITIMATE SKIP.....	51698	92.09

EMPLOYMENT

Now, think about the past 12 months, from [DATEFILL] through today. Did you work at a job or business at any time during the past 12 months?

(QD33)

WRKDPSTYR

Len : 2 PAST 12 MOS, WORKED AT ANY JOB

	Freq	Pct
1 = Yes.....	5147	9.17
2 = No.....	12895	22.97
85 = BAD DATA Logically assigned.....	17	0.03
94 = DON'T KNOW.....	207	0.37
97 = REFUSED.....	379	0.68
98 = BLANK (NO ANSWER).....	29	0.05
99 = LEGITIMATE SKIP.....	37462	66.73

Have you been self-employed at any time during the past 12 months?

(QD34)

WRKSELFEM

Len : 2 PAST 12 MOS, SELF EMPLOYED

	Freq	Pct
1 = Yes.....	5321	9.48
2 = No.....	30315	54.00
5 = Yes LOGICALLY ASSIGNED (from skip pattern).....	293	0.52
85 = BAD DATA Logically assigned.....	6	0.01
94 = DON'T KNOW.....	77	0.14
97 = REFUSED.....	427	0.76
98 = BLANK (NO ANSWER).....	247	0.44
99 = LEGITIMATE SKIP.....	19450	34.65

How many different employers, including yourself, have you had in the past 12 months?

(QD35, QD36)

WRKNUMJOB2

Len : 2 PAST 12 MOS, HOW MANY EMPLOYERS

	Freq	Pct
1 = One.....	24039	42.82
2 = Two.....	7994	14.24
3 = Three.....	2240	3.99
4 = Four or more.....	1192	2.12
85 = BAD DATA Logically assigned.....	6	0.01
94 = DON'T KNOW.....	372	0.66
97 = REFUSED.....	596	1.06
98 = BLANK (NO ANSWER).....	247	0.44
99 = LEGITIMATE SKIP.....	19450	34.65

During the past 12 months, was there ever a time when you did not have at least one job or business?

(QD37)

WRKNJBPYR

Len : 2 PAST 12 MOS, TIME WITH NO JOB

	Freq	Pct
1 = Yes.....	5660	10.08
2 = No.....	25129	44.76
85 = BAD DATA Logically assigned.....	6	0.01
94 = DON'T KNOW.....	62	0.11
97 = REFUSED.....	470	0.84
98 = BLANK (NO ANSWER).....	270	0.48
99 = LEGITIMATE SKIP.....	24539	43.71

In how many weeks during the past 12 months did you not have at least one job or business?

(QD38)

WRKNJBWKS

Len : 2 HOW MANY WKS W/O JOB IN PAST 12 MOS

	Freq	Pct
RANGE = 1 - 52.....	5301	9.44
85 = BAD DATA Logically assigned.....	39	0.07
94 = DON'T KNOW.....	289	0.51
97 = REFUSED.....	507	0.90
98 = BLANK (NO ANSWER).....	332	0.59
99 = LEGITIMATE SKIP.....	49668	88.48

EMPLOYMENT

In what year did you last work at a job or business?

(QD39A)

WRKLASTYR2

Len : 4 WHAT YEAR LAST WORKED

	Freq	Pct
RANGE = 1981 - 2019 .....	11746	20.92
1980 = 1980 or earlier .....	144	0.26
9985 = BAD DATA Logically assigned .....	38	0.07
9991 = NEVER WORKED AT A JOB OR BUSINESS .....	5195	9.25
9994 = DON'T KNOW .....	543	0.97
9997 = REFUSED .....	351	0.63
9998 = BLANK (NO ANSWER) .....	657	1.17
9999 = LEGITIMATE SKIP .....	37462	66.73

During the past 30 days, that is from [DATEFILL] up to and including today, how many whole days of work did you miss because you were sick or injured?

(QD40)

WRKSICKMO

Len : 2 # DAYS MISSED WORK FOR INJURY/ILLNESS PAST 30 DAYS

	Freq	Pct
RANGE = 1 - 30 .....	9008	16.05
0 = None .....	21406	38.13
85 = BAD DATA Logically assigned .....	71	0.13
94 = DON'T KNOW .....	282	0.50
97 = REFUSED .....	557	0.99
98 = BLANK (NO ANSWER) .....	279	0.50
99 = LEGITIMATE SKIP .....	24533	43.70

During the past 30 days, that is from [DATEFILL] up to and including today, how many whole days of work did you miss because you just didn't want to be there? Please do not include days you missed because of a planned vacation or days that you stayed home with a sick child or other family member.

(QD41)

WRKSKIPMO

Len : 2 # DAYS SKIPPED WORK PAST 30 DAYS

	Freq	Pct
RANGE = 1 - 30 .....	4441	7.91
0 = None .....	26029	46.37
85 = BAD DATA Logically assigned .....	22	0.04
94 = DON'T KNOW .....	262	0.47
97 = REFUSED .....	570	1.02
98 = BLANK (NO ANSWER) .....	279	0.50
99 = LEGITIMATE SKIP .....	24533	43.70

At your workplace, is there a written policy about employee use of alcohol or drugs?

(QD43)

WRKDRGPOL

Len : 2 WORKPLACE HAVE WRITTEN POLICY DRUG/ALCOHOL USE

	Freq	Pct
1 = Yes .....	23454	41.78
2 = No .....	6494	11.57
85 = BAD DATA Logically assigned .....	6	0.01
94 = DON'T KNOW .....	863	1.54
97 = REFUSED .....	507	0.90
98 = BLANK (NO ANSWER) .....	279	0.50
99 = LEGITIMATE SKIP .....	24533	43.70

EMPLOYMENT

Does this policy cover only alcohol, only drugs, or both alcohol and drugs?

(QD44)

WRKDRGALB

Len : 2 DID POLICY COVER ALCOHOL, DRUGS, OR BOTH

	Freq	Pct
1 = Only alcohol .....	282	0.50
2 = Only drugs .....	1087	1.94
3 = Both alcohol and drugs .....	21723	38.70
85 = BAD DATA Logically assigned .....	6	0.01
94 = DON'T KNOW .....	350	0.62
97 = REFUSED .....	519	0.92
98 = BLANK (NO ANSWER) .....	1142	2.03
99 = LEGITIMATE SKIP .....	31027	55.27

At your workplace, have you ever been given any educational information regarding the use of alcohol or drugs?

(QD45)

WRKDRGEDU

Len : 2 AT WORK, GIVEN EDUCATION ON DRUGS/ALC

	Freq	Pct
1 = Yes.....	11200	19.95
2 = No.....	19171	34.15
85 = BAD DATA Logically assigned .....	6	0.01
94 = DON'T KNOW .....	423	0.75
97 = REFUSED .....	524	0.93
98 = BLANK (NO ANSWER) .....	279	0.50
99 = LEGITIMATE SKIP .....	24533	43.70

Through your workplace, is there access to any type of employee assistance program or other type of counseling program for employees who have alcohol or drug-related problems?

(QD46)

WRKDRGHLP

Len : 2 ANY ASSISTANCE PROGRAM OFFERED THROUGH WRK

	Freq	Pct
1 = Yes.....	13672	24.36
2 = No.....	14908	26.56
85 = BAD DATA Logically assigned .....	6	0.01
94 = DON'T KNOW .....	2188	3.90
97 = REFUSED .....	550	0.98
98 = BLANK (NO ANSWER) .....	279	0.50
99 = LEGITIMATE SKIP .....	24533	43.70

Does your workplace ever test its employees for alcohol use?

(QD47)

WRKTSTALC

Len : 2 WORKPLACE TESTS FOR ALCOHOL USAGE

	Freq	Pct
1 = Yes.....	8481	15.11
2 = No.....	21018	37.44
85 = BAD DATA Logically assigned .....	6	0.01
94 = DON'T KNOW .....	1290	2.30
97 = REFUSED .....	529	0.94
98 = BLANK (NO ANSWER) .....	279	0.50
99 = LEGITIMATE SKIP .....	24533	43.70

Does your workplace ever test its employees for drug use?

(QD48)

WRKTSTDRG

Len : 2 WORKPLACE TESTS FOR DRUG USAGE

	Freq	Pct
1 = Yes.....	14085	25.09
2 = No.....	15675	27.92
85 = BAD DATA Logically assigned .....	6	0.01
94 = DON'T KNOW .....	1031	1.84
97 = REFUSED .....	527	0.94
98 = BLANK (NO ANSWER) .....	279	0.50
99 = LEGITIMATE SKIP .....	24533	43.70



EMPLOYMENT

Does your workplace test its employees for drug or alcohol use as part of the hiring process?

(QD49)

WRKTSTHIR

Len : 2 TEST FOR DRUG/ALC AS HIRING PROCESS

	Freq	Pct
1 = Yes.....	12164	21.67
2 = No.....	1990	3.54
85 = BAD DATA Logically assigned.....	6	0.01
94 = DON'T KNOW.....	88	0.16
97 = REFUSED.....	519	0.92
98 = BLANK (NO ANSWER).....	1342	2.39
99 = LEGITIMATE SKIP.....	40027	71.30

Does your workplace test its employees for drug or alcohol use on a random basis?

(QD50)

WRKTSTRDM

Len : 2 TEST ON RANDOM BASIS

	Freq	Pct
1 = Yes.....	8446	15.05
2 = No.....	5383	9.59
85 = BAD DATA Logically assigned.....	6	0.01
94 = DON'T KNOW.....	404	0.72
97 = REFUSED.....	528	0.94
98 = BLANK (NO ANSWER).....	1342	2.39
99 = LEGITIMATE SKIP.....	40027	71.30

According to the policy at your workplace, what happens to an employee the first time he or she tests positive for illicit drugs?

(QD51)

WRKTST1ST

Len : 2 WHAT HAPPENS FIRST TIME CAUGHT

	Freq	Pct
1 = Handled on indiv basis/policy does not spec what.....	3949	7.03
2 = Employee is fired.....	5883	10.48
3 = Employee is referred for treatment or counseling.....	2102	3.74
4 = Nothing happens.....	64	0.11
5 = Something else happens.....	434	0.77
85 = BAD DATA Logically assigned.....	6	0.01
94 = DON'T KNOW.....	1740	3.10
97 = REFUSED.....	589	1.05
98 = BLANK (NO ANSWER).....	1342	2.39
99 = LEGITIMATE SKIP.....	40027	71.30

Would you be more or less likely to want to work for an employer that tests its employees for drug use as part of the hiring process?

(QD52)

WRKOKPREH

Len : 2 WOULD YOU WORK FOR EMP DOES DRUG TEST PRE-HIRE

	Freq	Pct
1 = More likely.....	10230	18.22
2 = Less likely.....	3455	6.15
3 = Would it make no difference to you.....	16845	30.01
85 = BAD DATA Logically assigned.....	6	0.01
94 = DON'T KNOW.....	258	0.46
97 = REFUSED.....	530	0.94
98 = BLANK (NO ANSWER).....	279	0.50
99 = LEGITIMATE SKIP.....	24533	43.70

Would you be more or less likely to want to work for an employer that tests its employees for drug or alcohol use on a random basis?

(QD53)

WRKOKRAND

Len : 2 WOULD YOU WORK FOR EMP DOES DRUG/ALC TEST RANDOMLY

	Freq	Pct
1 = More likely.....	8789	15.66
2 = Less likely.....	5513	9.82
3 = Would make no difference.....	16230	28.91
85 = BAD DATA Logically assigned.....	6	0.01
94 = DON'T KNOW.....	258	0.46
97 = REFUSED.....	528	0.94
98 = BLANK (NO ANSWER).....	279	0.50
99 = LEGITIMATE SKIP.....	24533	43.70

IMPUTED EMPLOYMENT

**IMPUTED EMPLOYMENT**

The following variable, IRWRKSTAT, replaces EMPSTATY that was created from 2001 to 2014. In 2015 employment questions moved from being interviewer-administered to being self-administered through ACASI. The name changes for employment variables reflect the break in comparability.

(WRKSTATWK2)

IRWRKSTAT Len : 2 EMPLOYMENT STATUS - IMPUTATION REVISED

	Freq	Pct
1 = Employed full time .....	22610	40.28
2 = Employed part time.....	8475	15.10
3 = Unemployed .....	3280	5.84
4 = Other (incl. not in labor force) .....	15216	27.11
99 = 12-14 year olds .....	6555	11.68

(WRKSTATWK2)

IIRWRKSTAT Len : 1 EMPLOYMENT STATUS - IMPUTATION INDICATOR

	Freq	Pct
1 = Employment status from questionnaire.....	48813	86.95
3 = Employment statistically imputed.....	768	1.37
9 = 12-14 years old .....	6555	11.68

(WRKSTATWK2)

I2WRKSTAT Len : 1 EMPLOYMENT STATUS - DETAILED IMPUTATION INDICATOR

	Freq	Pct
1 = Employment status from questionnaire.....	48813	86.95
3 = Emp. statistically imputed (unrestricted).....	672	1.20
4 = Emp. stat. imp. (restr. to full-time or part-time).....	96	0.17
9 = 12-14 years old .....	6555	11.68

IRWRKSTAT18 is a recode of IRWRKSTAT and AGE2. Respondents aged 12-17 are assigned a skip code, regardless of their answers to the employment status questions.

(AGE2, IRWRKSTAT)

IRWRKSTAT18 Len : 2 EMPLOYMENT STATUS 18+ - IMPUTATION REVISED

	Freq	Pct
1 = Employed full time .....	22277	39.68
2 = Employed part time.....	6683	11.91
3 = Unemployed .....	2498	4.45
4 = Other (incl. not in labor force) .....	11281	20.10
99 = 12-17 year olds .....	13397	23.87

(AGE2, IIRWRKSTAT)

IIRWRKSTAT18 Len : 1 EMPLOYMENT STATUS 18+ - IMPUTATION INDICATOR

	Freq	Pct
1 = Employment status from questionnaire.....	42110	75.01
3 = Employment statistically imputed.....	629	1.12
9 = 12-17 years old .....	13397	23.87

(AGE2, I2WRKSTAT)

I2WRKST18 Len : 1 EMPLOYMENT STATUS 18+ - DETAILED IMPUTATION INDICATOR

	Freq	Pct
1 = Employment status from questionnaire.....	42110	75.01
3 = Emp. statistically imputed (unrestricted).....	547	0.97
4 = Emp. stat. imp. (restr. to full-time or part-time).....	82	0.15
9 = 12-17 years old .....	13397	23.87

HOUSEHOLD COMPOSITION (ROSTER)

**HOUSEHOLD COMPOSITION (ROSTER)**

NOTE: Starting from 2003, the following variable, EDFAM18, replaced the variable IRFAM18 (the imputation-revised indicator for having family members in the household aged 18 or older). Prior to 2003, the edited proxy variables were created using IRFAM18. However in 2003, the procedures for creating the edited proxy variables changed due to changes in the proxy questions in the questionnaire. The new procedures required an edited form of this indicator.

EDFAM18 Len : 2 RC-EDITED INDICATOR: FAMILY IN HH 18 OR OLDER

	Freq	Pct
0 = R has other family members >=18 .....	46976	83.68
1 = R does not have other family members >=18.....	9099	16.21
98 = UNKNOWN .....	61	0.11

(FRELAT10, FRELAT11, FRELAT12, FRELAT13, FRELAT14, FRELAT15, FRELAT16, FRELAT17, FRELAT18, FRELAT19, FRELAT20, FRELAT21, FRELAT22, FRELAT23, FRELAT24, FRELAT25, FRELATO2, FRELATO3, FRELATO4, FRELATO5, FRELATO6, FRELATO7, FRELATO8, FRELATO9, FRELATON)

IMOTHER Len : 1 RC-MOTHER IN HH

	Freq	Pct
1 = R is 12-17, mother in hh .....	12192	21.72
2 = R is 12-17, no mother in hh.....	1194	2.13
3 = R is 12-17, don't know whether mother is in hh.....	11	0.02
4 = R is 18 or older .....	42739	76.13

(MRELAT10, MRELAT11, MRELAT12, MRELAT13, MRELAT14, MRELAT15, MRELAT16, MRELAT17, MRELAT18, MRELAT19, MRELAT20, MRELAT21, MRELAT22, MRELAT23, MRELAT24, MRELAT25, MRELATO2, MRELATO3, MRELATO4, MRELATO5, MRELATO6, MRELATO7, MRELATO8, MRELATO9, MRELATON)

IFATHER Len : 1 RC-FATHER IN HH

	Freq	Pct
1 = R is 12-17, father in hh .....	9647	17.19
2 = R is 12-17, no father in hh .....	3739	6.66
3 = R is 12-17, don't know whether father is in hh.....	11	0.02
4 = R is 18 or older .....	42739	76.13

NRCH17\_2 Len : 1 RECODED # R's CHILDREN < 18 IN HOUSEHOLD

	Freq	Pct
RANGE = 0 - 2.....	52962	94.35
. = Missing.....	96	0.17
3 = 3 or more.....	3078	5.48

IRHHSIZ2 Len : 1 RECODE - IMPUTATION-REVISED # PERSONS IN HH

	Freq	Pct
1 = One person in household.....	4515	8.04
2 = Two people in household .....	12759	22.73
3 = Three people in household.....	12165	21.67
4 = Four people in household.....	13243	23.59
5 = Five people in household .....	7633	13.60
6 = 6 or more people in household.....	5821	10.37

IHHSIZ2 Len : 1 IRHHSIZ2-IMPUTATION INDICATOR

	Freq	Pct
1 = Questionnaire data .....	56080	99.90
3 = Statistically imputed data.....	56	0.10

IRK117\_2 Len : 1 RECODE - IMPUTATION-REVISED # KIDS AGED<18 IN HH

	Freq	Pct
1 = No children under 18 .....	24592	43.81
2 = One child under 18.....	12081	21.52
3 = Two children under 18.....	11082	19.74
4 = Three or more children under 18.....	8381	14.93

IIRK117\_2 Len : 1 IRK117\_2-IMPUTATION INDICATOR

	Freq	Pct
1 = Questionnaire data .....	55992	99.74
2 = Logically assigned data.....	7	0.01
3 = Statistically imputed data.....	137	0.24

HOUSEHOLD COMPOSITION (ROSTER)

[IRHH65\\_2](#)

Len : 1 REC - IMPUTATION-REVISED # OF PER IN HH AGED>=65

	<b>Freq</b>	<b>Pct</b>
1 = No people 65 or older in household .....	48184	85.83
2 = One person 65 or older in household .....	5134	9.15
3 = Two or more people 65 or older in household.....	2818	5.02

[IRHH65\\_2](#)

Len : 1 IRHH65\_2-IMPUTATION INDICATOR

	<b>Freq</b>	<b>Pct</b>
1 = Questionnaire data .....	55982	99.73
2 = Logically assigned data.....	36	0.06
3 = Statistically imputed data.....	118	0.21

PROXY INFORMATION

**PROXY INFORMATION**

PRXRETRY was created starting in 2014 and indicates whether respondents younger than 18 selected another proxy if their previously selected proxy was unavailable.

(QP03A)

PRXRETRY

Len : 2 SELECTED PROXY UNAVAILABLE, OTHER PROXY AVAILABLE?		<b>Freq</b>	<b>Pct</b>
2 = No.....		685	1.22
94 = DON'T KNOW.....		30	0.05
97 = REFUSED.....		6	0.01
98 = BLANK (NO ANSWER).....		80	0.14
99 = LEGITIMATE SKIP.....		55335	98.57

(HASJOIN)

PRXYDATA

Len : 2 IS PROXY ANSWERING INSURANCE/INCOME QS		<b>Freq</b>	<b>Pct</b>
1 = Yes.....		15938	28.39
2 = No.....		50	0.09
94 = DON'T KNOW.....		31	0.06
97 = REFUSED.....		6	0.01
98 = BLANK (NO ANSWER).....		80	0.14
99 = LEGITIMATE SKIP (Respondent answering).....		40031	71.31

HEALTH INSURANCE

**HEALTH INSURANCE**

The next questions are about [SAMPLE MEMBER POSS] health insurance coverage and the kinds and amounts of income that [SAMPLE MEMBER] and other people in your family receive. This information will help in planning health care services and finding ways to lower costs of care.

NOTE: Beginning in 2003, respondents under the age of 65 who reported that they were covered by Medicare were asked to confirm their answer.

Several government programs provide medical care or help pay medical bills.

Medicare is a health insurance program for people aged 65 and older and for certain people with disabilities. Is [SAMPLE MEMBER A] covered by Medicare?

*(QHI01, QHI01V)*

MEDICARE

Len : 2 COVERED BY MEDICARE

	Freq	Pct
1 = Yes.....	4876	8.69
2 = No.....	51061	90.96
85 = BAD DATA Logically assigned.....	1	0.00
94 = DON'T KNOW.....	144	0.26
97 = REFUSED.....	31	0.06
98 = BLANK (NO ANSWER).....	23	0.04

NOTE: The variable CAIDCHIP was created from responses to the first question shown below for respondents who were aged 20 or older. For respondents who were aged 12 to 19, CAIDCHIP was created from responses to the two questions shown below. This variable replaces the variable MEDICAID that was present in prior years. Beginning in 2003, respondents aged 65 or older who reported that they were covered by Medicaid were asked to confirm their answer.

Medicaid is a public assistance program that pays for medical care for people with low income and people with disabilities. The Medicaid program in [STATE FILL] is also called [MEDIFILL]. Medicaid may also be called Medical Assistance.

Is [SAMPLE MEMBER A] covered by Medicaid?

Is [SAMPLE MEMBER A] currently covered by [CHIPFILL]?

*(QHI02, QHI02A, QHI02V)*

CAIDCHIP

Len : 2 COVERED BY MEDICAID/CHIP

	Freq	Pct
1 = Yes.....	13209	23.53
2 = No.....	42499	75.71
85 = BAD DATA Logically assigned.....	55	0.10
94 = DON'T KNOW.....	313	0.56
97 = REFUSED.....	37	0.07
98 = BLANK (NO ANSWER).....	23	0.04

There are certain programs that cover active duty and retired career military personnel and their dependents and survivors and also disabled veterans and their dependents and survivors.

Is [SAMPLE MEMBER A] currently covered by TRICARE, or CHAMPUS, CHAMPVA, the VA, or military health care?

*(QHI03)*

CHAMPUS

Len : 2 COV BY TRICARE, CHAMPUS, CHAMPVA, VA, MILITARY

	Freq	Pct
1 = Yes.....	2084	3.71
2 = No.....	53919	96.05
85 = BAD DATA Logically assigned.....	1	0.00
94 = DON'T KNOW.....	82	0.15
97 = REFUSED.....	27	0.05
98 = BLANK (NO ANSWER).....	23	0.04

HEALTH INSURANCE

Private health insurance can be obtained through work, such as through an employer, union, or professional association, by paying premiums directly to a health insurance company, or by purchasing a plan through the Health Insurance Marketplace. It includes coverage by a health maintenance organization or HMO, fee for service plans, and single service plans.

Is [SAMPLE MEMBER A] currently covered by private health insurance?

(QHI06)

PRVHLTIN

Len : 2 COVERED BY PRIVATE INSURANCE

	Freq	Pct
1 = Yes.....	34070	60.69
2 = No.....	21714	38.68
85 = BAD DATA Logically assigned .....	1	0.00
94 = DON'T KNOW .....	285	0.51
97 = REFUSED .....	43	0.08
98 = BLANK (NO ANSWER) .....	23	0.04

Was [SAMPLE MEMBER POSS] private health insurance obtained through work, such as through an employer, union, or professional association? It can be through any family member's employment, not just [SAMPLE MEMBER POSS] employment.

(QHI07)

GRPHLTIN

Len : 2 PRIVATE PLAN OFFERED THROUGH EMPLOYER OR UNION

	Freq	Pct
1 = Yes.....	30301	53.98
2 = No.....	3702	6.59
94 = DON'T KNOW .....	65	0.12
97 = REFUSED .....	45	0.08
98 = BLANK (NO ANSWER) .....	309	0.55
99 = LEGITIMATE SKIP (PRVHLTIN = 2) .....	21714	38.68

Does [SAMPLE MEMBER POSS] private health insurance include coverage for treatment for any of the following conditions?

Alcohol abuse or alcoholism?

(QHI08)

HLTINALC

Len : 2 ALCOHOL ABUSE OR ALCOHOLISM

	Freq	Pct
1 = Yes.....	16110	28.70
2 = No.....	4232	7.54
94 = DON'T KNOW .....	13693	24.39
97 = REFUSED .....	78	0.14
98 = BLANK (NO ANSWER) .....	309	0.55
99 = LEGITIMATE SKIP (PRVHLTIN = 2) .....	21714	38.68

Drug abuse?

(QHI09)

HLTINDRG

Len : 2 DRUG ABUSE

	Freq	Pct
1 = Yes.....	16155	28.78
2 = No.....	4392	7.82
94 = DON'T KNOW .....	13484	24.02
97 = REFUSED .....	82	0.15
98 = BLANK (NO ANSWER) .....	309	0.55
99 = LEGITIMATE SKIP (PRVHLTIN = 2) .....	21714	38.68

Mental or emotional problems?

(QHI10)

HLTINMNT

Len : 2 MENTAL OR EMOTIONAL DIFFICULTIES

	Freq	Pct
1 = Yes.....	23980	42.72
2 = No.....	3039	5.41
94 = DON'T KNOW .....	7019	12.50
97 = REFUSED .....	75	0.13
98 = BLANK (NO ANSWER) .....	309	0.55
99 = LEGITIMATE SKIP (PRVHLTIN = 2) .....	21714	38.68

HEALTH INSURANCE

Is [SAMPLE MEMBER A] currently covered by any kind of health insurance, that is, any policy or program that provides or pays for medical care?

(QH11)

HLTINNOS

Len : 2 COVERED BY HEALTH INSUR (NOT OTHERWISE SPECIFIED)

	Freq	Pct
1 = Yes.....	1311	2.34
2 = No.....	5730	10.21
94 = DON'T KNOW.....	28	0.05
97 = REFUSED.....	1	0.00
98 = BLANK (NO ANSWER).....	23	0.04
99 = LEGITIMATE SKIP.....	49043	87.36

During the past 12 months, that is from [DATE FILL] through today, was there any time when [SAMPLE MEMBER] did not have any kind of health insurance or coverage?

(QH13)

HLCNOTYR

Len : 2 ANYTIME DID NOT HAVE HEALTH INS/COVER PAST 12 MOS

	Freq	Pct
1 = Yes.....	2942	5.24
2 = No.....	46951	83.64
85 = BAD DATA Logically assigned.....	8	0.01
94 = DON'T KNOW.....	83	0.15
97 = REFUSED.....	54	0.10
98 = BLANK (NO ANSWER).....	368	0.66
99 = LEGITIMATE SKIP.....	5730	10.21

During the past 12 months, that is from [DATE FILL] through today, about how many months [were you/was SAMPLE MEMBER] without any kind of health insurance or coverage?

(QH14)

HLCLNOTMO

Len : 2 PAST 12 MOS, HOW MANY MOS W/O COVERAGE

	Freq	Pct
RANGE = 1 - 12.....	2924	5.21
85 = BAD DATA Logically assigned.....	2	0.00
94 = DON'T KNOW.....	16	0.03
97 = REFUSED.....	56	0.10
98 = BLANK (NO ANSWER).....	457	0.81
99 = LEGITIMATE SKIP.....	52681	93.85

About how long has it been since (SAMPLE MEMBER) last had any kind of health coverage?

(QH15)

HLCLAST

Len : 2 TIME SINCE LAST HAD HEALTH CARE COVERAGE

	Freq	Pct
1 = Within the past 6 months.....	1138	2.03
2 = More than 6 months ago, but within the past year.....	811	1.44
3 = More than 1 year ago, but within the past 3 years.....	1345	2.40
4 = More than 3 years ago.....	1456	2.59
5 = Never had coverage.....	933	1.66
94 = DON'T KNOW.....	45	0.08
97 = REFUSED.....	53	0.09
98 = BLANK (NO ANSWER).....	376	0.67
99 = LEGITIMATE SKIP.....	49979	89.03



HEALTH INSURANCE

Which of the reasons on this card is the main reason why [SAMPLE MEMBER] stopped being covered by health insurance?

(QHI17)  
HLLOSRSN

Len : 2 MAIN REASON STOPPED COVERED BY HEALTH INSURANCE

	Freq	Pct
1 = Pers in family w/health ins lost job/chng employer.....	817	1.46
2 = Lost Medicaid/Med Assist b/c new job/incr income .....	470	0.84
3 = Lost Medicaid/Med Assist some other reason.....	401	0.71
4 = Cost is too high/can't afford premiums .....	1346	2.40
5 = Became ineligible because of age or leaving school .....	434	0.77
6 = Employer does not offer coverage, or not eligible .....	322	0.57
7 = Got divorced or separated from person w/insurance .....	67	0.12
8 = Death of spouse or parent .....	24	0.04
9 = Insurance company refused coverage .....	64	0.11
10 = Don't need it.....	267	0.48
11 = Received Medicaid/med insur only while pregnant .....	145	0.26
12 = Some other reason.....	404	0.72
85 = BAD DATA Logically assigned.....	2	0.00
94 = DON'T KNOW .....	27	0.05
97 = REFUSED .....	58	0.10
98 = BLANK (NO ANSWER) .....	376	0.67
99 = LEGITIMATE SKIP.....	50912	90.69

Which of the reasons on this card describe why [SAMPLE MEMBER] never had health insurance coverage?

(QHI18)  
HLNVCOST

Len : 2 COST TOO HIGH

	Freq	Pct
1 = Response entered .....	418	0.74
6 = Response not entered .....	505	0.90
94 = DON'T KNOW .....	9	0.02
97 = REFUSED .....	52	0.09
98 = BLANK (NO ANSWER) .....	393	0.70
99 = LEGITIMATE SKIP.....	54759	97.55

(QHI18)  
HLNVOFFR

Len : 2 EMPLOYER DOESN'T OFFER

	Freq	Pct
1 = Response entered .....	111	0.20
6 = Response not entered .....	812	1.45
94 = DON'T KNOW .....	9	0.02
97 = REFUSED .....	52	0.09
98 = BLANK (NO ANSWER) .....	393	0.70
99 = LEGITIMATE SKIP.....	54759	97.55

(QHI18)  
HLNVREF

Len : 2 INSURANCE COMPANY REFUSED COVERAGE

	Freq	Pct
1 = Response entered .....	18	0.03
6 = Response not entered .....	905	1.61
94 = DON'T KNOW .....	9	0.02
97 = REFUSED .....	52	0.09
98 = BLANK (NO ANSWER) .....	393	0.70
99 = LEGITIMATE SKIP.....	54759	97.55

(QHI18)  
HLNVNEED

Len : 2 DON'T NEED IT

	Freq	Pct
1 = Response entered .....	209	0.37
6 = Response not entered .....	714	1.27
94 = DON'T KNOW .....	9	0.02
97 = REFUSED .....	52	0.09
98 = BLANK (NO ANSWER) .....	393	0.70
99 = LEGITIMATE SKIP.....	54759	97.55

HEALTH INSURANCE

(QHI18)  
[HLNVSOR](#)

Len : 2 NEVER HAD HLTH INS SOME OTHER REASON

	<b>Freq</b>	<b>Pct</b>
1 = Response entered .....	194	0.35
6 = Response not entered .....	729	1.30
94 = DON'T KNOW .....	9	0.02
97 = REFUSED .....	52	0.09
98 = BLANK (NO ANSWER) .....	393	0.70
99 = LEGITIMATE SKIP.....	54759	97.55

IMPUTED HEALTH INSURANCE

**IMPUTED HEALTH INSURANCE**

Starting in 2002, missing values in the variables describing the type of health insurance were imputed. In particular, missing values in the edited variables MEDICARE, CAIDCHIP (Medicaid/children's state-assisted health insurance), CHAMPUS, PRVHLTIN (private health insurance), and a modified version of HLTINNOS (other health insurance) were imputed. The overall health insurance variable was then created by combining the information from the detailed imputation-revised variables in the variable IRINSUR4. This differs from the method used in 1999-2001 where the edited health insurance variables were combined before imputation to create a recoded overall health insurance variable (INSUR3), the missing values of which were imputed in the variable IRINSUR3. As in previous years, missing values in PRVHLTIN were imputed. However, the name has changed (IRPINSUR in 1999-2001, IRPRVHLT in 2002) to reflect the fact that the imputation of missing values in PRVHLTIN was univariate from 1999-2001, and multivariate (with the other detailed variables) in 2002.

(MEDICARE)

IRMEDICR

Len : 1 MEDICARE - IMPUTATION REVISED

	<b>Freq</b>	<b>Pct</b>
1 = Yes, respondent does have Medicare .....	4890	8.71
2 = No, respondent does not have Medicare .....	51246	91.29

(MEDICARE)

IIMEDICR

Len : 1 MEDICARE - IMPUTATION INDICATOR

	<b>Freq</b>	<b>Pct</b>
1 = Questionnaire data .....	55937	99.65
3 = Statistically imputed data .....	199	0.35

(CAIDCHIP)

IRMCDCHP

Len : 1 MEDICAID/CHIP - IMPUTATION REVISED

	<b>Freq</b>	<b>Pct</b>
1 = Yes, respondent does have Medicaid/CHIP .....	13350	23.78
2 = No, respondent does not have Medicaid/CHIP .....	42786	76.22

(CAIDCHIP)

IIMCDCHP

Len : 1 MEDICAID/CHIP - IMPUTATION INDICATOR

	<b>Freq</b>	<b>Pct</b>
1 = Questionnaire data .....	55708	99.24
3 = Statistically imputed data .....	428	0.76

(CHAMPUS)

IRCHMPUS

Len : 1 CHAMPUS - IMPUTATION REVISED

	<b>Freq</b>	<b>Pct</b>
1 = Yes, R has Tricare, Champus, VA, Military health .....	2093	3.73
2 = No, R doesn't have Tricare, Chmps, VA, Military health .....	54043	96.27

(CHAMPUS)

IICHMPUS

Len : 1 CHAMPUS - IMPUTATION INDICATOR

	<b>Freq</b>	<b>Pct</b>
1 = Questionnaire data .....	56003	99.76
3 = Statistically imputed data .....	133	0.24

(PRVHLTIN)

IRPRVHLT

Len : 1 PRIVATE HEALTH INSURANCE - IMPUTATION REVISED

	<b>Freq</b>	<b>Pct</b>
1 = Yes, R does have private health insurance .....	34254	61.02
2 = No, R does not have private health insurance .....	21882	38.98

(PRVHLTIN)

IIPRVHLT

Len : 1 PRIVATE HEALTH INSURANCE - IMPUTATION INDICATOR

	<b>Freq</b>	<b>Pct</b>
1 = Questionnaire data .....	55784	99.37
3 = Statistically imputed data .....	352	0.63

IMPUTED HEALTH INSURANCE

A respondent is eligible for the other health insurance question if they satisfied the following conditions.

- (1) Not covered by Medicare (IRMEDICR=2)
- (2) Not covered by Medicaid/CHIP (IRMCDCHP=2)
- (3) Not covered by Tricare, Champus, ChampVA, VA, or Military (IRCHMPUS=2)
- (4) Not covered by private insurance (IRPRVHLT=2)

Otherwise, they are not eligible and IROTHHLT=99.

(ANYHLT2, CAIDCHIP, CHAMPUS, IRCHMPUS, IRMCDCHP, IRMEDICR, IRPRVHLT, MEDICARE, PRVHLTIN)  
IROTHHLT Len : 2 OTHER HEALTH INSURANCE - IMPUTATION REVISED

	<b>Freq</b>	<b>Pct</b>
1 = Yes, R is covered by other health insurance.....	1342	2.39
2 = No, R is not covered by other health insurance.....	5834	10.39
99 = LEGITIMATE SKIP.....	48960	87.22

(ANYHLT2, CAIDCHIP, CHAMPUS, IRCHMPUS, IRMCDCHP, IRMEDICR, IRPRVHLT, MEDICARE, PRVHLTIN)  
IOTHHLT Len : 1 OTHER HEALTH INSURANCE - IMPUTATION INDICATOR

	<b>Freq</b>	<b>Pct</b>
1 = Questionnaire data.....	7040	12.54
3 = Statistically imputed data.....	428	0.76
9 = LEGITIMATE SKIP.....	48668	86.70

RECODED HEALTH INSURANCE

**RECODED HEALTH INSURANCE**

NOTE: The variable HLCALLFG is a created "flag" variable that indicates when a respondent (or proxy) reported that the respondent was covered by all of the following: Medicare, Medicaid, the Children's Health Insurance Program (if aged 12 to 19), military health care, and private health insurance. The variable HLCALL99 also is a created "flag" variable that indicates when respondents were reported to be covered by Medicare, Medicaid, military health care, and private health insurance. This HLCALL99 variable is comparable to HLCALLFG in 1999, when these four types of health insurance were the only types of current coverage that were asked about in the interview.

<u>HLCALLFG</u>	Len : 2 FLAG IF EVERY FORM OF HEALTH INS REPORTED		
		<b>Freq</b>	<b>Pct</b>
	1 = Answered yes to all current health insurance Qs.....	8	0.01
	98 = BLANK (NO ANSWER) .....	56128	99.99

<u>HLCALL99</u>	Len : 2 YES TO MEDICARE/MEDICAID/CHAMPUS/PRVHLTIN		
		<b>Freq</b>	<b>Pct</b>
	1 = Yes (see comment above).....	8	0.01
	98 = BLANK (NO ANSWER) .....	56128	99.99

NOTE: The following variable, ANYHLTI2, was created from the source variables MEDICARE, CAIDCHIP, CHAMPUS, PRVHLTIN, and HLTINNOS.

(CAIDCHIP, CHAMPUS, HLTINNOS, MEDICARE, PRVHLTIN)

<u>ANYHLTI2</u>	Len : 2 COVERED BY ANY HEALTH INSURANCE - RECODE		
		<b>Freq</b>	<b>Pct</b>
	1 = Yes.....	49979	89.03
	2 = No.....	5730	10.21
	94 = DON'T KNOW .....	346	0.62
	97 = REFUSED .....	51	0.09
	98 = OTHER MISSING.....	30	0.05

For IRINSUR4, a respondent is classified as having any health insurance (IRINSUR4=1) if they satisfied ANY of the following conditions.

- (1) Covered by Medicare (IRMEDICR=1)
- (2) Covered by Medicaid/CHIP (IRMCDCHP=1)
- (3) Covered by Tricare, Champus, ChampVA, VA, or Military (IRCHMPUS=1)
- (4) Covered by private insurance (IRPRVHLT=1)
- (5) Covered by other health insurance (IROTTHHLT=1)

A respondent is classified as NOT having any health insurance (IRINSUR4=2) if they meet EVERY one of the following conditions

- (1) Not covered by Medicare (IRMEDICR=2)
- (2) Not covered by Medicaid/CHIP (IRMCDCHP=2)
- (3) Not covered by Tricare, Champus, ChampVA, VA, or Military (IRCHMPUS=2)
- (4) Not covered by private insurance (IRPRVHLT=2)
- (5) Not covered by other health insurance (IROTTHHLT=2)

(IRCHMPUS, IRMCDCHP, IRMEDICR, IROTTHHLT, IRPRVHLT)

<u>IRINSUR4</u>	Len : 1 RC-OVERALL HEALTH INSURANCE - IMPUTATION REVISED		
		<b>Freq</b>	<b>Pct</b>
	1 = Yes, respondent is covered by health insurance.....	50302	89.61
	2 = No, respondent is not covered by health insurance .....	5834	10.39

(IRCHMPUS, IRMCDCHP, IRMEDICR, IROTTHHLT, IRPRVHLT)

<u>IINSUR4</u>	Len : 1 RC-OVERALL HEALTH INSURANCE - IMPUTATION INDICATOR		
		<b>Freq</b>	<b>Pct</b>
	1 = Questionnaire data .....	55708	99.24
	3 = Statistically imputed data.....	428	0.76

(IRCHMPUS, IRMEDICR, IROTTHHLT)

<u>OTHINS</u>	Len : 1 RC-OTHER HEALTH INSURANCE		
		<b>Freq</b>	<b>Pct</b>
	1 = Yes (IRMEDICR=1 or IRCHMPUS=1 or IROTTHHLT=1).....	7862	14.01
	2 = No (Otherwise).....	48274	85.99

INCOME

**INCOME**

*The legitimate skip code 99 was assigned if the respondent had no other family members in household or if the corresponding respondent level variable is 1. This note applies to variables in this section marked by a<sup>2</sup>.*

NOTE: The order changed between 2015 and 2016 for the questions corresponding to CELLWRKNG and CELLNOTCL. In 2015, the question corresponding to CELLNOTCL appeared first. Review of the data for 2015 and 2016 suggested that any decreases in reports of coverage by telephones other than cell phones between 2015 and 2016 is likely to be attributable to overall declines in landline telephone coverage in the general population.

Do you or anyone at this address have a working cell phone?

(CELL2)

CELLWRKNG

Len : 2 WORKING CELL PHONE

	Freq	Pct
1 = Yes.....	55233	98.39
2 = No.....	846	1.51
85 = BAD DATA Logically assigned.....	1	0.00
94 = DON'T KNOW.....	7	0.01
97 = REFUSED.....	23	0.04
98 = BLANK (NO ANSWER).....	26	0.05

Is there at least one telephone at this address that is not a cell phone?

(CELL1)

CELLNOTCL

Len : 2 NOT A CELL PHONE

	Freq	Pct
1 = Yes.....	16305	29.05
2 = No.....	39758	70.82
85 = BAD DATA Logically assigned.....	1	0.00
94 = DON'T KNOW.....	24	0.04
97 = REFUSED.....	22	0.04
98 = BLANK (NO ANSWER).....	26	0.05

IMPUTED INCOME

**IMPUTED INCOME**

*The legitimate skip code 99 was assigned if the respondent had no other family members in household or if the corresponding respondent level variable is 1. This note applies to variables in this section marked by a<sup>2</sup>.*

<u>IRFAMSOC</u>	Len : 1 FAM RECEIVE SS OR RR PAYMENTS - IMPUTATION REVISED		
	1 = Yes.....	<b>Freq</b>	<b>Pct</b>
	2 = No.....	9431	16.80
		46705	83.20
<u>IIFAMSOC</u>	Len : 1 FAM RECEIVE SS OR RR PAYMENTS - IMPUTATION INDICATOR		
	1 = Questionnaire data .....	<b>Freq</b>	<b>Pct</b>
	3 = Statistically imputed data.....	55692	99.21
		444	0.79
<u>IRFAMSSI</u>	Len : 1 FAM RECEIVE SSI - IMPUTATION REVISED		
	1 = Yes.....	<b>Freq</b>	<b>Pct</b>
	2 = No.....	3722	6.63
		52414	93.37
<u>IIFAMSSI</u>	Len : 1 FAM RECEIVE SSI - IMPUTATION INDICATOR		
	1 = Questionnaire data .....	<b>Freq</b>	<b>Pct</b>
	3 = Statistically imputed data.....	55652	99.14
		484	0.86
<u>IRFSTAMP</u>	Len : 1 RESP/OTH FAM MEM REC FOOD STAMPS - IMPUTATION REVISED		
	1 = Yes.....	<b>Freq</b>	<b>Pct</b>
	2 = No.....	8921	15.89
		47215	84.11
<u>IIFSTAMP</u>	Len : 1 RESP/OTH FAM MEM REC FOOD STAMPS - IMPUTATION INDICATOR		
	1 = Questionnaire data .....	<b>Freq</b>	<b>Pct</b>
	3 = Statistically imputed data.....	55872	99.53
		264	0.47
<u>IRFAMPMT</u>	Len : 1 FAM RECEIVE PUBLIC ASSIST - IMPUTATION REVISED		
	1 = Yes.....	<b>Freq</b>	<b>Pct</b>
	2 = No.....	1120	2.00
		55016	98.00
<u>IIFAMPMT</u>	Len : 1 FAM RECEIVE PUBLIC ASSIST - IMPUTATION INDICATOR		
	1 = Questionnaire data .....	<b>Freq</b>	<b>Pct</b>
	3 = Statistically imputed data.....	55771	99.35
		365	0.65
<u>IRFAMSVC</u>	Len : 1 FAM REC WELFARE/JOB PL/CHILDCARE - IMPUTATION REVISED		
	1 = Yes.....	<b>Freq</b>	<b>Pct</b>
	2 = No.....	1638	2.92
		54498	97.08
<u>IIFAMSVC</u>	Len : 1 FAM REC WELFARE/JOB PL/CHILDCARE - IMPUTATION INDICATOR		
	1 = Questionnaire data .....	<b>Freq</b>	<b>Pct</b>
	3 = Statistically imputed data.....	55875	99.54
		261	0.46
<i>(IRFAMPMT, IRFAMSVC)</i>			
<u>IRWELMOS</u>	Len : 2 IMP. REVISED - NO.OF MONTHS ON WELFARE		
	RANGE = 1 - 12.....	<b>Freq</b>	<b>Pct</b>
	99 = LEGITIMATE SKIP.....	2386	4.25
		53750	95.75

IMPUTED INCOME

IIWELMOS

Len : 1 NO OF MONTHS ON WELFARE - IMPUTATION INDICATOR

	Freq	Pct
1 = Questionnaire data .....	2299	4.10
3 = Statistically imputed data .....	493	0.88
9 = LEGITIMATE SKIP .....	53344	95.03

NOTE: Starting in 2015, an additional finer income response level was added to the questionnaire (\$150,000 or more). The following six variables accommodate this additional response level. These variables are not comparable to the corresponding IRXXX2 and IIXXX2 available for years prior to 2015 where the highest income level was \$100,000 or more. Since the new level of \$150,000 or more was unavailable prior to 2015, the IRXXX2 recoded variables should be utilized for comparisons when the analysis includes both data prior to 2015 and data in 2015 or beyond.

IRPINC3

Len : 2 RECODE -RESP TOT INCOME - IMPUTATION REVISED

	Freq	Pct
1 = Less than \$10,000 (Including Loss) .....	25145	44.79
2 = \$10,000 - \$19,999 .....	7984	14.22
3 = \$20,000 - \$29,999 .....	5615	10.00
4 = \$30,000 - \$39,999 .....	4617	8.22
5 = \$40,000 - \$49,999 .....	3477	6.19
6 = \$50,000 - \$74,999 .....	4617	8.22
7 = \$75,000 or more .....	4681	8.34

IIPINC3

Len : 1 RECODE - RESP TOT INCOME - IMPUTATION INDICATOR

	Freq	Pct
1 = Questionnaire data .....	54541	97.16
3 = Statistically imputed data .....	1595	2.84

IRFAMIN3

Len : 1 RECODE - TOT FAM INCOME - IMPUTATION REVISED

	Freq	Pct
1 = Less than \$10,000 (Including Loss) .....	4271	7.61
2 = \$10,000 - \$19,999 .....	5530	9.85
3 = \$20,000 - \$29,999 .....	5508	9.81
4 = \$30,000 - \$39,999 .....	5472	9.75
5 = \$40,000 - \$49,999 .....	5685	10.13
6 = \$50,000 - \$74,999 .....	8848	15.76
7 = \$75,000 or more .....	20822	37.09

IIFAMIN3

Len : 1 RECODE - TOT FAM INCOME - IMPUTATION INDICATOR

	Freq	Pct
1 = Questionnaire data .....	51118	91.06
3 = Statistically imputed data .....	5018	8.94



RECODED INCOME

**RECODED INCOME**

NOTE: The variables in this section are recoded variables that were created from one or more of the edited or imputed variables from the two preceding sections.

The following variable, GOVTPROG, was created by examination of these government assistance program variables: Supplemental Security Income (IRFAMSSI), food stamps (IRFSTAMP), cash assistance (IRFAMPMT), and non-cash assistance (IRFAMSVC).

(IRFAMPMT, IRFAMSSI, IRFAMSVC, IRFSTAMP)

<u>GOVTPROG</u>	Len : 1 RC-PARTICIPATED IN ONE OR MORE GOVT ASSIST PROGRAMS		
		<b>Freq</b>	<b>Pct</b>
	1 = Yes (Any source variable=1) .....	11210	19.97
	2 = No (All source variables=2) .....	44926	80.03

INCOME

	Len : 1 RC-TOTAL FAMILY INCOME RECODE		
		<b>Freq</b>	<b>Pct</b>
	1 = Less than \$20,000 .....	9801	17.46
	2 = \$20,000 - \$49,999 .....	16665	29.69
	3 = \$50,000 - \$74,999 .....	8848	15.76
	4 = \$75,000 or More .....	20822	37.09

The following variable, POVERTY3, indicates a person's family income relative to poverty thresholds. The U.S. Census Bureau assigns a poverty threshold for each combination of family size and number of children in the household. To be at 100% of the poverty threshold is equivalent to having a family income that is the same as the poverty threshold. A poverty level less than 100% indicates having a family income less than the poverty threshold and therefore defined by the Federal government as living in poverty. A poverty level greater than 100% indicates having a family income greater than the poverty threshold. The previously created variable POVERTY2, was created using the recoded version of family income that had a top-coded level of \$100,000 or more. Starting in 2015, the finer income questions were revised to expand the top level to include the responses \$100,000 - \$149,999 and \$150,000 or more. The variable POVERTY3 account for these additional income levels through the use of the finer family income variable. Despite these changes, POVERTY3 is considered comparable with POVERTY2.

POVERTY3 was created for each individual based on their poverty threshold (determined by their age, family size, the number of children in the household, and total family income). Since NSDUH only collects categorical values of family income, for each level of income, the midpoint of each range was assigned as the effective family income. The highest level of income, \$150,000 or more, was assigned a value of \$180,000. Prior to the questionnaire change in 2015 that expanded the top level of income categories, the highest level of income was \$100,000 or more and the assigned family income was \$120,000. Family income was divided by the poverty threshold and multiplied by 100 to show family income as a percentage of the federal poverty threshold. Respondents aged 18 to 22 currently living in a college dormitory (GQTYPE2='C') were set to system missing and do not have a valid value for this variable.

POVERTY3

	Len : 1 RC-POVERTY LEVEL (% OF US CENSUS POVERTY THRESHOLD)		
		<b>Freq</b>	<b>Pct</b>
	. = Persons Aged 18-22 in a College Dorm (See comment above) .....	527	0.94
	1 = Living in Poverty (See comment above) .....	9972	17.76
	2 = Income Up to 2X Fed Pov Thresh (See comment above) .....	11910	21.22
	3 = Income More Than 2X Fed Pov Thresh (See comment above) .....	33727	60.08

FI DEBRIEFING QUESTIONS

**FI DEBRIEFING QUESTIONS**

Did the respondent make any comments about the interview being too long?

(FIDBF08)

TOOLONG

Len : 2 RESP SAID INTERVIEW WAS TOO LONG

	<b>Freq</b>	<b>Pct</b>
1 = Yes.....	3692	6.58
2 = No.....	52304	93.17
98 = BLANK (NO ANSWER) .....	140	0.25

Did the respondent have trouble understanding any questions asked during the interview?

(FIDBF09)

TROUBUND

Len : 2 DID RESP HAVE TROUBLE UNDERSTANDING INTERVIEW

	<b>Freq</b>	<b>Pct</b>
1 = Yes.....	2221	3.96
2 = No.....	53775	95.79
98 = BLANK (NO ANSWER) .....	140	0.25

COUNTY

GEOGRAPHIC

COUNTY

The variable PDEN10 is based on 2010 Census data and the December 2009 Core Based Statistical Area classifications provided by the Office of Management and Budget (OMB).

PDEN10      Len : 1    POPULATION DENSITY 2010 - THREE LEVELS

	<b>Freq</b>	<b>Pct</b>
1 = Segment in a CBSA with 1 million or more persons.....	23686	42.19
2 = Segm. in a CBSA with fewer than 1 million persons .....	27682	49.31
3 = Segment not in a CBSA .....	4768	8.49

NOTE: COUTYP4 is recoded based on the 2013 Rural/Urban Continuum Codes. Although similar in concept, it is not fully comparable to COUTYP2 used in 2014 and prior years.

COUTYP4      Len : 1    COUNTY METRO/NONMETRO STATUS (2013 3-LEVEL)

	<b>Freq</b>	<b>Pct</b>
1 = Large Metro .....	25176	44.85
2 = Small Metro .....	19940	35.52
3 = Nonmetro.....	11020	19.63

SEGMENT

SEGMENT

The Census provides data for five types of American Indian areas (AIAs):

- Federally-recognized American Indian reservations (AIRs) and off-reservation trust land areas – areas that have been set aside by the U.S. for the use of American Indian tribes. The tribes have primary governmental authority over the AIRs and associated off-reservation trust lands. Federal AIRs may cross State and all other area boundaries.
- State-recognized American Indian Reservations (SAIRs) - reservations established by some State governments for tribes recognized by the State. The tribes may have governmental authority over the SAIRs. SAIRs must be defined within a single State but may cross county and other types of boundaries.
- Oklahoma tribal statistical areas (OTSAs) - areas intended to represent the former American Indian reservations that existed in Indian and Oklahoma territories prior to Oklahoma statehood in 1907. OTSAs are contained within the State of Oklahoma but may cross all other area boundaries.
- Tribal designated statistical areas (TDSAs) - areas identified and delineated for federally-recognized American Indian tribes that do not currently have an AIR or off-reservation trust land. A TDSA is intended to encompass a compact and contiguous area that contains a concentration of individuals who identify with the delineating federally-recognized American Indian tribe. TDSAs may cross State and all other area boundaries.
- State designated tribal statistical areas (SDTSAs) - areas identified and delineated for State-recognized tribes that are not federally-recognized and do not have an AIR or off-reservation trust land. SDTSAs provide State-recognized tribes without reservations statistical data for a geographic area that encompasses a substantial concentration of tribal members. SDTSAs must be defined within a single State but may cross county and other types of boundaries.

The AIAs are mutually exclusive, i.e., no AIA can overlap another AIA. In cases where more than one tribe claims jurisdiction over an area, the Census Bureau creates a joint-use area as a separate entity to define this area of dual claims.

Some NSDUH segments can cross more than one AIA. In order to assign a single AIA to a segment, a ‘majority’ AIA variable was created by summing the total number of dwelling units within each of the AIAs within the segment and then assigning the AIA with the most dwelling units to that segment. The resulting ‘majority’ AIAs were summarized to form MAIIN102. MAIIN102 is based on 2010 census data.

MAIIN102

Len : 1 MAJORITY AMER INDIAN AREA INDICATOR FOR SEGMENT

	<b>Freq</b>	<b>Pct</b>
1 = Segment in an American Indian area .....	964	1.72
2 = Segment not in an American Indian area .....	55172	98.28

BLOCK

**BLOCK**

The Census provides data for five types of American Indian areas (AIAs):

- Federally-recognized American Indian reservations (AIRs) and off-reservation trust land areas – areas that have been set aside by the U.S. for the use of American Indian tribes. The tribes have primary governmental authority over the AIRs and associated off-reservation trust lands. Federal AIRs may cross State and all other area boundaries.
- State-recognized American Indian Reservations (SAIRs) - reservations established by some State governments for tribes recognized by the State. The tribes may have governmental authority over the SAIRs. SAIRs must be defined within a single State but may cross county and other types of boundaries.
- Oklahoma tribal statistical areas (OTSA) - areas intended to represent the former American Indian reservations that existed in Indian and Oklahoma territories prior to Oklahoma statehood in 1907. OTSAs are contained within the State of Oklahoma but may cross all other area boundaries.
- Tribal designated statistical areas (TDSAs) - areas identified and delineated for federally-recognized American Indian tribes that do not currently have an AIR or off-reservation trust land. A TDSA is intended to encompass a compact and contiguous area that contains a concentration of individuals who identify with the delineating federally-recognized American Indian tribe. TDSAs may cross State and all other area boundaries.
- State designated tribal statistical areas (SDTSAs) - areas identified and delineated for State-recognized tribes that are not federally-recognized and do not have an AIR or off-reservation trust land. SDTSAs provide State-recognized tribes without reservations statistical data for a geographic area that encompasses a substantial concentration of tribal members. SDTSAs must be defined within a single State but may cross county and other types of boundaries.

The AIAs are mutually exclusive, i.e., no AIA can overlap another AIA. In cases where more than one tribe claims jurisdiction over an area, the Census Bureau creates a joint-use area as a separate entity to define this area of dual claims.

The variable AIIND102 is based on 2010 census data and is defined by mapping the census block in which a respondent resides to the 2010 census file.

AIIND102

Len : 1 AMER INDIAN AREA INDICATOR

	<b>Freq</b>	<b>Pct</b>
1 = Census block in an American Indian area .....	979	1.74
2 = Census block not in an American Indian area .....	55157	98.26

SAMPLE WEIGHTING AND ESTIMATION VARS

**SAMPLE WEIGHTING AND ESTIMATION VARS**

ANALWT\_C      Len : 8    FIN PRSN-LEVEL SMPLE WGHT

VESTR            Len : 5    ANALYSIS STRATUM

VEREP            Len : 2    ANALYSIS REPLICATE

**INDEX**

<a href="#">AALTMDE</a> .....	446	<a href="#">ADPSWORK</a> .....	438	<a href="#">ALCLAWTR</a> .....	200
<a href="#">ABODALC</a> .....	268	<a href="#">ADPSYCH</a> .....	440	<a href="#">ALCLIMIT</a> .....	195
<a href="#">ABODCOC</a> .....	268	<a href="#">ADPSYMD</a> .....	440	<a href="#">ALCLOTTM</a> .....	195
<a href="#">ABODHER</a> .....	268	<a href="#">ADRELIG</a> .....	441	<a href="#">ALCLSACT</a> .....	199
<a href="#">ABODMRJ</a> .....	268	<a href="#">ADRX12MO</a> .....	441	<a href="#">ALCLSEFX</a> .....	196
<a href="#">ABPYILLALC</a> .....	268	<a href="#">ADRXHLP</a> .....	442	<a href="#">ALCMDAYS</a> .....	150
<a href="#">ABUPOSHAL</a> .....	251	<a href="#">ADRXNOW</a> .....	441	<a href="#">ALCMFU</a> .....	18
<a href="#">ABUPOSINH</a> .....	251	<a href="#">ADSEEDOC</a> .....	439	<a href="#">ALCMLU</a> .....	287
<a href="#">ABUPOSMTH</a> .....	251	<a href="#">ADSMMDA</a> .....	436	<a href="#">ALCMON</a> .....	125
<a href="#">ABUPOSPNR</a> .....	251	<a href="#">ADSOCWRK</a> .....	440	<a href="#">ALCNDMOR</a> .....	196
<a href="#">ABUPOSSED</a> .....	252	<a href="#">ADTMTHLP</a> .....	442	<a href="#">ALCNUMDKPM</a> .....	152
<a href="#">ABUPOSTM</a> .....	251	<a href="#">ADTMTNOW</a> .....	441	<a href="#">ALCPDANG</a> .....	200
<a href="#">ABUPOSTRO</a> .....	251	<a href="#">ADWRAGE</a> .....	428	<a href="#">ALCPHCTD</a> .....	199
<a href="#">ABUSEALC</a> .....	266	<a href="#">ADWRCHR</a> .....	427	<a href="#">ALCPHLPB</a> .....	199
<a href="#">ABUSECOC</a> .....	266	<a href="#">ADWRCONC</a> .....	433	<a href="#">ALCREC</a> .....	18
<a href="#">ABUSEHER</a> .....	267	<a href="#">ADWRDBTR</a> .....	434	<a href="#">ALCSERP</a> .....	199
<a href="#">ABUSEMRJ</a> .....	266	<a href="#">ADWRDCSN</a> .....	433	<a href="#">ALCTRY</a> .....	17
<a href="#">ABUSEPYHAL</a> .....	267	<a href="#">ADWRDEPR</a> .....	428	<a href="#">ALCUS30D</a> .....	20
<a href="#">ABUSEPYIEM</a> .....	268	<a href="#">ADWRDIET</a> .....	430	<a href="#">ALCWD2SX</a> .....	197
<a href="#">ABUSEPYILL</a> .....	268	<a href="#">ADWRDISC</a> .....	428	<a href="#">ALCWDSMT</a> .....	198
<a href="#">ABUSEPYINH</a> .....	267	<a href="#">ADWRDLOT</a> .....	433	<a href="#">ALCYDAYS</a> .....	148
<a href="#">ABUSEPYMTH</a> .....	267	<a href="#">ADWRDST</a> .....	427	<a href="#">ALCYFU</a> .....	17
<a href="#">ABUSEPYPNR</a> .....	267	<a href="#">ADWRELES</a> .....	429	<a href="#">ALCYLU</a> .....	286
<a href="#">ABUSEPYPSY</a> .....	267	<a href="#">ADWREMEMOR</a> .....	429	<a href="#">ALCYR</a> .....	125
<a href="#">ABUSEPYSED</a> .....	267	<a href="#">ADWRENRG</a> .....	431	<a href="#">ALCYRBER</a> .....	296
<a href="#">ABUSEPYSTM</a> .....	267	<a href="#">ADWRGAIN</a> .....	429	<a href="#">ALCYRTOT</a> .....	18
<a href="#">ABUSEPYTRQ</a> .....	267	<a href="#">ADWRGNL2</a> .....	430	<a href="#">ALDAYPMO</a> .....	19
<a href="#">ACOUNMDE</a> .....	445	<a href="#">ADWRGROW</a> .....	430	<a href="#">ALDAYPWK</a> .....	19
<a href="#">ACTD2001</a> .....	550	<a href="#">ADWRHRS</a> .....	426	<a href="#">ALDAYPYR</a> .....	19
<a href="#">ACTD7590</a> .....	550	<a href="#">ADWRIMP</a> .....	427	<a href="#">ALDYSFG</a> .....	20
<a href="#">ACTD9001</a> .....	550	<a href="#">ADWRJINO</a> .....	432	<a href="#">ALFQFLG</a> .....	18
<a href="#">ACTDEVER</a> .....	550	<a href="#">ADWRJITT</a> .....	432	<a href="#">ALMEDYR2</a> .....	531
<a href="#">ACTDPRIV</a> .....	550	<a href="#">ADWRLOSE</a> .....	430	<a href="#">ALOPMEDYR</a> .....	531
<a href="#">ACTDVJET</a> .....	550	<a href="#">ADWRLSIN</a> .....	429	<a href="#">ALPRPDAPYU</a> .....	140
<a href="#">AD_MDEA1</a> .....	434	<a href="#">ADWRSL2</a> .....	431	<a href="#">ALPRDPYMU</a> .....	145
<a href="#">AD_MDEA2</a> .....	434	<a href="#">ADWRNOGD</a> .....	433	<a href="#">ALTOTFG</a> .....	18
<a href="#">AD_MDEA3</a> .....	435	<a href="#">ADWRPLSR</a> .....	429	<a href="#">AMDEIMP</a> .....	447
<a href="#">AD_MDEA4</a> .....	435	<a href="#">ADWRPREG</a> .....	430	<a href="#">AMDELT</a> .....	443
<a href="#">AD_MDEA5</a> .....	435	<a href="#">ADWRPROB</a> .....	428	<a href="#">AMDETXRX</a> .....	444
<a href="#">AD_MDEA6</a> .....	435	<a href="#">ADWRSATP</a> .....	434	<a href="#">AMDEY2_U</a> .....	443
<a href="#">AD_MDEA7</a> .....	435	<a href="#">ADWRSLEP</a> .....	431	<a href="#">AMDEYR</a> .....	443
<a href="#">AD_MDEA8</a> .....	435	<a href="#">ADWRSLNO</a> .....	432	<a href="#">AMHINP2</a> .....	381
<a href="#">AD_MDEA9</a> .....	436	<a href="#">ADWRSLOW</a> .....	432	<a href="#">AMHOUTP3</a> .....	381
<a href="#">ADCOUNS</a> .....	440	<a href="#">ADWRSMOR</a> .....	431	<a href="#">AMHRX2</a> .....	381
<a href="#">ADDPDISC</a> .....	425	<a href="#">ADWRSPLN</a> .....	434	<a href="#">AMHSVTYP</a> .....	382
<a href="#">ADDPPLSIN</a> .....	426	<a href="#">ADWRSTHK</a> .....	434	<a href="#">AMHTXAND</a> .....	382
<a href="#">ADDPPROB</a> .....	427	<a href="#">ADWRTHOT</a> .....	432	<a href="#">AMHTXND2</a> .....	382
<a href="#">ADDP2WK</a> .....	426	<a href="#">ADWRWRTH</a> .....	433	<a href="#">AMHTXRC3</a> .....	381
<a href="#">ADDPREV</a> .....	425	<a href="#">AGE2</a> .....	549	<a href="#">AMISUDPY</a> .....	424
<a href="#">ADDSCEV</a> .....	425	<a href="#">AHBCHMDE</a> .....	445	<a href="#">AMIYR_U</a> .....	422
<a href="#">ADDSLIN</a> .....	426	<a href="#">AHLTMDE</a> .....	445	<a href="#">AMMEPDAPYU</a> .....	141
<a href="#">ADFAMDOC</a> .....	439	<a href="#">AIIND102</a> .....	587	<a href="#">AMMEPDYMU</a> .....	146
<a href="#">ADHERBAL</a> .....	441	<a href="#">AIRDUSTER</a> .....	53	<a href="#">AMPHETAPYU</a> .....	141
<a href="#">ADLOSEV</a> .....	425	<a href="#">AIRDUSTER2</a> .....	137	<a href="#">AMPHETPYMU</a> .....	146
<a href="#">ADLSI2WK</a> .....	426	<a href="#">AL30EST</a> .....	20	<a href="#">AMYLNIT</a> .....	51
<a href="#">ADNURSE</a> .....	440	<a href="#">ALBSTWAY</a> .....	19	<a href="#">AMYLNIT2</a> .....	136
<a href="#">ADOCMDE</a> .....	444	<a href="#">ALCAGLST</a> .....	286	<a href="#">ANALWT_C</a> .....	588
<a href="#">ADOTHDOC</a> .....	439	<a href="#">ALCBNG30D</a> .....	21	<a href="#">ANOSTMAPYU</a> .....	141
<a href="#">ADOTHHLP</a> .....	441	<a href="#">ALCCUTIX</a> .....	197	<a href="#">ANOSTMPYMU</a> .....	147
<a href="#">ADOTHMHP</a> .....	440	<a href="#">ALCCUTDN</a> .....	196	<a href="#">ANURSMDE</a> .....	445
<a href="#">ADPB2WK</a> .....	437	<a href="#">ALCCUTEV</a> .....	197	<a href="#">ANYEDUC3</a> .....	410
<a href="#">ADPBAGE</a> .....	437	<a href="#">ALCDAYS</a> .....	20	<a href="#">ANYHLT2</a> .....	579
<a href="#">ADPBDLYA</a> .....	436	<a href="#">ALCEMCTD</a> .....	198	<a href="#">ANYMHED2</a> .....	474
<a href="#">ADPBINTF</a> .....	436	<a href="#">ALCEMOPB</a> .....	198	<a href="#">ANYMHIN2</a> .....	473
<a href="#">ADPBNUM</a> .....	437	<a href="#">ALCEVER</a> .....	17	<a href="#">ANYMHOUT</a> .....	473
<a href="#">ADPBRMBR</a> .....	436	<a href="#">ALCFLAG</a> .....	125	<a href="#">ANYNDLREC</a> .....	177
<a href="#">ADPSDAYS</a> .....	439	<a href="#">ALCFMCTD</a> .....	200	<a href="#">ANYNEEDL</a> .....	177
<a href="#">ADPSHMG</a> .....	437	<a href="#">ALCFMFPB</a> .....	200	<a href="#">ANYSNMH</a> .....	474
<a href="#">ADPSRELS</a> .....	438	<a href="#">ALCGTOVR</a> .....	195	<a href="#">ANYSNEDMF</a> .....	474
<a href="#">ADPSSOC</a> .....	438	<a href="#">ALCKPLMT</a> .....	196	<a href="#">ANYSNMH2</a> .....	473

INDEX

<a href="#">AOMDMDE</a> .....	444	<a href="#">AUOPMCD</a> .....	372	<a href="#">CACERVIX</a> .....	357
<a href="#">AOMHMDE</a> .....	445	<a href="#">AUOPMCR</a> .....	372	<a href="#">CACOLNRECT</a> .....	358
<a href="#">AOTHMDE</a> .....	445	<a href="#">AUOPMIL</a> .....	373	<a href="#">CADRBAR</a> .....	517
<a href="#">APPDRGMON</a> .....	183	<a href="#">AUOPMOS</a> .....	373	<a href="#">CADRCAR</a> .....	516
<a href="#">APPDRGMON2</a> .....	185	<a href="#">AUOPOFPM</a> .....	372	<a href="#">CADREVENT</a> .....	517
<a href="#">APSY1MDE</a> .....	444	<a href="#">AUOPPHI</a> .....	372	<a href="#">CADRHOME</a> .....	517
<a href="#">APSY2MDE</a> .....	444	<a href="#">AUOPPRV</a> .....	373	<a href="#">CADRKCOCN</a> .....	522
<a href="#">ARELMDE</a> .....	445	<a href="#">AUOPPPUB</a> .....	373	<a href="#">CADRKCOCN2</a> .....	530
<a href="#">ARGUPAR</a> .....	406	<a href="#">AUOPPREH</a> .....	372	<a href="#">CADRKDRUG</a> .....	521
<a href="#">ARXMDEYR</a> .....	444	<a href="#">AUOPPSLF</a> .....	371	<a href="#">CADRKHALL</a> .....	522
<a href="#">ASDSHOM2</a> .....	446	<a href="#">AURXYR</a> .....	374	<a href="#">CADRKHALL2</a> .....	530
<a href="#">ASDSOVL2</a> .....	447	<a href="#">AUUNBUSY</a> .....	376	<a href="#">CADRKHERN</a> .....	522
<a href="#">ASDSREL2</a> .....	446	<a href="#">AUUNCFID</a> .....	375	<a href="#">CADRKHERN2</a> .....	530
<a href="#">ASDSSOC2</a> .....	446	<a href="#">AUUNCMIT</a> .....	376	<a href="#">CADRKINHL</a> .....	522
<a href="#">ASDSWRK2</a> .....	446	<a href="#">AUUNNCOST</a> .....	374	<a href="#">CADRKINHL2</a> .....	530
<a href="#">ASOCMDE</a> .....	444	<a href="#">AUUNENUF</a> .....	375	<a href="#">CADRKMARJ</a> .....	521
<a href="#">ASTHMAAGE</a> .....	362	<a href="#">AUUNFOUT</a> .....	376	<a href="#">CADRKMARJ2</a> .....	530
<a href="#">ASTHMAEVR</a> .....	356	<a href="#">AUUNHNDL</a> .....	376	<a href="#">CADRKMETH</a> .....	523
<a href="#">ASTHMANOW</a> .....	362	<a href="#">AUUNJOB</a> .....	375	<a href="#">CADRKMETH2</a> .....	530
<a href="#">ATXMDEYR</a> .....	444	<a href="#">AUUNMTYR</a> .....	374	<a href="#">CADRLAST</a> .....	516
<a href="#">AUALACUP</a> .....	378	<a href="#">AUUNNBR</a> .....	375	<a href="#">CADROTH</a> .....	518
<a href="#">AUALCHIR</a> .....	378	<a href="#">AUUNNCOV</a> .....	375	<a href="#">CADROTHM</a> .....	517
<a href="#">AUALHERB</a> .....	378	<a href="#">AUUNNHLP</a> .....	376	<a href="#">CADROTS2</a> .....	518
<a href="#">AUALHLIN</a> .....	379	<a href="#">AUUNNND</a> .....	376	<a href="#">CADRPEOP</a> .....	516
<a href="#">AUALINET</a> .....	379	<a href="#">AUUNNTSP</a> .....	377	<a href="#">CADRPUBL</a> .....	517
<a href="#">AUALMASG</a> .....	379	<a href="#">AUUNRIM2</a> .....	377	<a href="#">CADRSCHL</a> .....	518
<a href="#">AUALOTH</a> .....	379	<a href="#">AUUNSOR</a> .....	377	<a href="#">CAESOPSTOM</a> .....	358
<a href="#">AUALOTS2</a> .....	380	<a href="#">AUUNWHER</a> .....	375	<a href="#">CAFRESP2</a> .....	521
<a href="#">AUALRELG</a> .....	379	<a href="#">AVGGRADE</a> .....	405	<a href="#">CAFREWHO</a> .....	520
<a href="#">AUALSGRP</a> .....	379	<a href="#">BARBITAPYU</a> .....	143	<a href="#">CAGALLIVPAN</a> .....	358
<a href="#">AUALTYR</a> .....	378	<a href="#">BENZOSAPYU</a> .....	143	<a href="#">CAGVMONY</a> .....	519
<a href="#">AUDNODUD</a> .....	270	<a href="#">BENZOSPYMU</a> .....	148	<a href="#">CAGVWHO</a> .....	520
<a href="#">AUNAHS</a> .....	364	<a href="#">BKARSON</a> .....	273	<a href="#">CAIDCHIP</a> .....	572
<a href="#">AUNMEDU</a> .....	364	<a href="#">BKBURGL</a> .....	272	<a href="#">CAKIDNEY</a> .....	358
<a href="#">AUNPGEN</a> .....	364	<a href="#">BKDRUG</a> .....	274	<a href="#">CALARYLUNG</a> .....	358
<a href="#">AUNPSYH</a> .....	364	<a href="#">BKDRUNK</a> .....	273	<a href="#">CAMELANOM</a> .....	358
<a href="#">AUNPYR</a> .....	364	<a href="#">BKDRVIN</a> .....	273	<a href="#">CAMHPROB</a> .....	525
<a href="#">AUNRES</a> .....	365	<a href="#">BKFRAUD</a> .....	274	<a href="#">CAMHPROB2</a> .....	531
<a href="#">AUNSFAC</a> .....	365	<a href="#">BKLARCNY</a> .....	272	<a href="#">CAMHRCVR</a> .....	525
<a href="#">AUMOTVYR</a> .....	380	<a href="#">BKMVTHFT</a> .....	271	<a href="#">CAMOUTTHRO</a> .....	359
<a href="#">AUNMAHS2</a> .....	365	<a href="#">BKOTH</a> .....	275	<a href="#">CANCEREVR</a> .....	356
<a href="#">AUNMCLN2</a> .....	371	<a href="#">BKOTHOF2</a> .....	275	<a href="#">CANCERYR</a> .....	360
<a href="#">AUNMDOC2</a> .....	371	<a href="#">BKPOSTOB</a> .....	274	<a href="#">CAOTHER2</a> .....	357
<a href="#">AUNMDTM2</a> .....	371	<a href="#">BKROB</a> .....	273	<a href="#">CAOVARY</a> .....	359
<a href="#">AUNMMED2</a> .....	365	<a href="#">BKSEXNR</a> .....	274	<a href="#">CAPROSTEST</a> .....	359
<a href="#">AUNMMEN2</a> .....	370	<a href="#">BKSMASLT</a> .....	272	<a href="#">CASKINDK</a> .....	359
<a href="#">AUNMOTO2</a> .....	371	<a href="#">BKSRVIOL</a> .....	272	<a href="#">CASKINOTH</a> .....	359
<a href="#">AUNMPGE2</a> .....	365	<a href="#">BLNT30C1</a> .....	188	<a href="#">CASUPROB</a> .....	525
<a href="#">AUNMPY2</a> .....	365	<a href="#">BLNT30C2</a> .....	188	<a href="#">CASUPROB2</a> .....	530
<a href="#">AUNMRES2</a> .....	366	<a href="#">BLNT30DY</a> .....	187	<a href="#">CASURCVR</a> .....	525
<a href="#">AUNMSFA2</a> .....	366	<a href="#">BLNTAGE</a> .....	186	<a href="#">CATAG2</a> .....	555
<a href="#">AUNMTHE2</a> .....	370	<a href="#">BLNTEVER</a> .....	186	<a href="#">CATAG3</a> .....	555
<a href="#">AUOPCLNC</a> .....	369	<a href="#">BLNTMFU</a> .....	187	<a href="#">CATAG6</a> .....	555
<a href="#">AUOPDOC</a> .....	369	<a href="#">BLNTNOMJ</a> .....	188	<a href="#">CATAG7</a> .....	555
<a href="#">AUOPDTMT</a> .....	369	<a href="#">BLNTREC</a> .....	187	<a href="#">CATAGE</a> .....	555
<a href="#">AUOPMENT</a> .....	369	<a href="#">BLNTYFU</a> .....	186	<a href="#">CATHYROID</a> .....	359
<a href="#">AUOPOTOP</a> .....	370	<a href="#">BLRECFL2</a> .....	187	<a href="#">CAUTERUS</a> .....	360
<a href="#">AUOPTHER</a> .....	369	<a href="#">BMI2</a> .....	363	<a href="#">CC30EST</a> .....	28
<a href="#">AUOPTYR</a> .....	368	<a href="#">BNGDRKMON</a> .....	135	<a href="#">CCBSTWAY</a> .....	27
<a href="#">AUOPYRS2</a> .....	370	<a href="#">BNGDRMDAYS</a> .....	151	<a href="#">CCDAYPMO</a> .....	28
<a href="#">AUPINEMP</a> .....	367	<a href="#">BOOKED</a> .....	271	<a href="#">CCDAYPWK</a> .....	28
<a href="#">AUPINFM2</a> .....	368	<a href="#">BUPRPDAPYU</a> .....	139	<a href="#">CCDAYPYR</a> .....	28
<a href="#">AUPINFRE</a> .....	368	<a href="#">BUPRPDPYMU</a> .....	144	<a href="#">CCFQFLG</a> .....	27
<a href="#">AUPINMCD</a> .....	367	<a href="#">CABINGAGE</a> .....	523	<a href="#">CCTOTFG</a> .....	27
<a href="#">AUPINMCR</a> .....	366	<a href="#">CABINGEVR</a> .....	523	<a href="#">CDCGMO</a> .....	135
<a href="#">AUPINMIL</a> .....	367	<a href="#">CABINGFLG</a> .....	523	<a href="#">CDNOCGMO</a> .....	135
<a href="#">AUPINOFM</a> .....	366	<a href="#">CABINGMFU</a> .....	524	<a href="#">CDUFLAG</a> .....	134
<a href="#">AUPINPHI</a> .....	366	<a href="#">CABINGYFU</a> .....	524	<a href="#">CELLNOTCL</a> .....	580
<a href="#">AUPINPRV</a> .....	367	<a href="#">CABLADDER</a> .....	357	<a href="#">CELLWRKNG</a> .....	580
<a href="#">AUPINPUB</a> .....	367	<a href="#">CABLOLEULYM</a> .....	357	<a href="#">CG30EST</a> .....	6
<a href="#">AUPINREH</a> .....	367	<a href="#">CABPLACE</a> .....	519	<a href="#">CGR30BR2</a> .....	15
<a href="#">AUPINSLF</a> .....	366	<a href="#">CABREAST</a> .....	357	<a href="#">CGR30USE</a> .....	14
<a href="#">AUPOPAMT</a> .....	374	<a href="#">CABUNDAG</a> .....	520	<a href="#">CGRAGLST</a> .....	285
<a href="#">AUPOPEMP</a> .....	372	<a href="#">CABUYFRE</a> .....	519	<a href="#">CGRFLAG</a> .....	124
<a href="#">AUPOPFRE</a> .....	373	<a href="#">CABUYWHO</a> .....	519	<a href="#">CGRMDAYS</a> .....	149



INDEX

<u>CGRMON</u> .....	124	<u>COCCUTIX</u> .....	207	<u>CRKYR</u> .....	126
<u>CGRYR</u> .....	124	<u>COCCUTDN</u> .....	206	<u>CRKYRTOT</u> .....	30
<u>CHAMPUS</u> .....	572	<u>COCCUTEV</u> .....	206	<u>CRTOTFG</u> .....	30
<u>CHMNDLREC</u> .....	177	<u>COCEMCTD</u> .....	208	<u>CYCLPDAPYU</u> .....	140
<u>CI30EST</u> .....	14	<u>COCEMOPB</u> .....	208	<u>CYCLPPYMU</u> .....	146
<u>CIG100LF</u> .....	10	<u>COCEVER</u> .....	26	<u>DAMTFXFLAG</u> .....	128
<u>CIG1PACK</u> .....	152	<u>COCFLAG</u> .....	126	<u>DAMTFXMON</u> .....	128
<u>CIG30AV</u> .....	6	<u>COCFBLU</u> .....	207	<u>DAMTFXREC</u> .....	49
<u>CIG30BR2</u> .....	7	<u>COCFMCTD</u> .....	210	<u>DAMTFXYR</u> .....	128
<u>CIG30MEN</u> .....	8	<u>COCFMFPB</u> .....	209	<u>DCIGMON</u> .....	134
<u>CIG30MLN</u> .....	9	<u>COCGTOVR</u> .....	205	<u>DEMFPDAPYU</u> .....	139
<u>CIG30RO2</u> .....	9	<u>COCKPLMT</u> .....	206	<u>DEMFPDPYMU</u> .....	144
<u>CIG30TPE</u> .....	8	<u>COCLAWTR</u> .....	209	<u>DEPENDHAL</u> .....	249
<u>CIG30USE</u> .....	5	<u>COCLIMIT</u> .....	205	<u>DEPENDINH</u> .....	250
<u>CIGAGE</u> .....	9	<u>COCLOTTM</u> .....	205	<u>DEPENDMTH</u> .....	250
<u>CIGAGLST</u> .....	282	<u>COCLSACT</u> .....	208	<u>DEPENDPNR</u> .....	250
<u>CIGAREVR</u> .....	12	<u>COCLSEFX</u> .....	206	<u>DEPENDSED</u> .....	250
<u>CIGARMFU</u> .....	13	<u>COCMDAYS</u> .....	150	<u>DEPENDSTM</u> .....	250
<u>CIGARMLU</u> .....	286	<u>COCMFU</u> .....	26	<u>DEPENDTRQ</u> .....	250
<u>CIGARREC</u> .....	14	<u>COCMLU</u> .....	288	<u>DEPNALC</u> .....	263
<u>CIGARTRY</u> .....	13	<u>COCMON</u> .....	126	<u>DEPNDCOC</u> .....	263
<u>CIGARYFU</u> .....	13	<u>COCNMOR</u> .....	206	<u>DEPNDBER</u> .....	264
<u>CIGARYLU</u> .....	285	<u>COCNEEDL</u> .....	168	<u>DEPNDBMRJ</u> .....	263
<u>CIGAVGD</u> .....	152	<u>COCPDANG</u> .....	209	<u>DEPNDPYHAL</u> .....	264
<u>CIGAVGM</u> .....	152	<u>COCPHCTD</u> .....	208	<u>DEPNDPYIEM</u> .....	265
<u>CIGAVOID</u> .....	191	<u>COCPLPB</u> .....	208	<u>DEPNDPYILL</u> .....	265
<u>CIGCRAGP</u> .....	190	<u>COCREC</u> .....	27	<u>DEPNDPYINH</u> .....	264
<u>CIGCRAVE</u> .....	190	<u>COCSERPB</u> .....	209	<u>DEPNDPYMTH</u> .....	264
<u>CIGDLLST</u> .....	283	<u>COCUS30A</u> .....	28	<u>DEPNDPYPNR</u> .....	264
<u>CIGDLMFU</u> .....	10	<u>COCW2SX</u> .....	207	<u>DEPNDPYPSY</u> .....	264
<u>CIGDMLU</u> .....	284	<u>COCWDSMT</u> .....	207	<u>DEPNDPYSED</u> .....	264
<u>CIGDLYFU</u> .....	10	<u>COCYDAYS</u> .....	148	<u>DEPNDPYSTM</u> .....	264
<u>CIGDLYLU</u> .....	283	<u>COCYFU</u> .....	26	<u>DEPNDPYTRQ</u> .....	264
<u>CIGDLYMO</u> .....	9	<u>COCYLU</u> .....	287	<u>DIABETEAG</u> .....	361
<u>CIGEVER</u> .....	4	<u>COCYR</u> .....	126	<u>DIABETEVR</u> .....	355
<u>CIGFLAG</u> .....	124	<u>COCYRBFR</u> .....	297	<u>DIAZPDAPYU</u> .....	140
<u>CIGFNLKE</u> .....	191	<u>COCYRTOT</u> .....	27	<u>DIAZPDYMU</u> .....	145
<u>CIGFNSMK</u> .....	191	<u>CODEPDAPYU</u> .....	138	<u>DIFFRESS</u> .....	553
<u>CIGINCRS</u> .....	194	<u>CODEPDPYMU</u> .....	143	<u>DIFFERAND</u> .....	553
<u>CIGINCTL</u> .....	191	<u>COLDFLGR</u> .....	178	<u>DIFFHEAR</u> .....	552
<u>CIGINFLU</u> .....	193	<u>COLDMEDS</u> .....	164	<u>DIFFSEE</u> .....	552
<u>CIGIRTL</u> .....	190	<u>COLDMONR</u> .....	178	<u>DIFFTHINK</u> .....	552
<u>CIGLOTMR</u> .....	194	<u>COLDREC</u> .....	164	<u>DIFFWALK</u> .....	553
<u>CIGMDAYS</u> .....	149	<u>COLDYR1</u> .....	165	<u>DIFGETCOC</u> .....	182
<u>CIGMFU</u> .....	5	<u>COLDYR2</u> .....	166	<u>DIFGETCRK</u> .....	182
<u>CIGMLU</u> .....	283	<u>COLDYR3</u> .....	166	<u>DIFGETHER</u> .....	182
<u>CIGMON</u> .....	124	<u>COLDYR4</u> .....	167	<u>DIFGETLSD</u> .....	182
<u>CIGNMCHG</u> .....	193	<u>COLDYR5</u> .....	167	<u>DIFGETMRJ</u> .....	181
<u>CIGNOINF</u> .....	194	<u>COLDYRR</u> .....	178	<u>DIFOBTCOC</u> .....	185
<u>CIGOFRSM</u> .....	4	<u>COLLENRLFT</u> .....	561	<u>DIFOBTCRK</u> .....	185
<u>CIGPDAY</u> .....	151	<u>COLLENRLST</u> .....	561	<u>DIFOBTHER</u> .....	185
<u>CIGPLANE</u> .....	192	<u>COMBATPY</u> .....	551	<u>DIFOBTLSD</u> .....	185
<u>CIGREC</u> .....	5	<u>CONDLREC</u> .....	168	<u>DIFOBTMRJ</u> .....	185
<u>CIGREGDY</u> .....	192	<u>COPDAGE</u> .....	361	<u>DMTAMTFXY</u> .....	37
<u>CIGREGNM</u> .....	193	<u>COPDEVER</u> .....	355	<u>DNICNSP</u> .....	262
<u>CIGREGWK</u> .....	192	<u>COUTYP4</u> .....	585	<u>DPYILLALC</u> .....	265
<u>CIGRNOUT</u> .....	192	<u>CR30EST</u> .....	31	<u>DRPRVME3</u> .....	409
<u>CIGSATIS</u> .....	194	<u>CRAKREC</u> .....	30	<u>DRVINAGE</u> .....	555
<u>CIGSVLHR</u> .....	193	<u>CRBSTWAY</u> .....	30	<u>DRVINALCO</u> .....	276
<u>CIGTRY</u> .....	4	<u>CRDAYPMO</u> .....	31	<u>DRVINALCO2</u> .....	279
<u>CIGWAKE</u> .....	195	<u>CRDAYPWK</u> .....	31	<u>DRVINALDRG</u> .....	279
<u>CIGWILYR</u> .....	4	<u>CRDAYPYR</u> .....	30	<u>DRVINALON</u> .....	277
<u>CIGYFU</u> .....	4	<u>CRFOFLG</u> .....	30	<u>DRVINCOCN</u> .....	276
<u>CIGYLU</u> .....	282	<u>CRKAGE</u> .....	29	<u>DRVINDETAG</u> .....	556
<u>CIGYR</u> .....	124	<u>CRKAGLST</u> .....	288	<u>DRVINDRG</u> .....	279
<u>CIGYRBFR</u> .....	296	<u>CRKEVER</u> .....	29	<u>DRVINDROT MJ</u> .....	279
<u>CIRROPAGE</u> .....	361	<u>CRKFLAG</u> .....	126	<u>DRVINHALL</u> .....	277
<u>CIRROSEVR</u> .....	355	<u>CRKMDAYS</u> .....	150	<u>DRVINHERN</u> .....	276
<u>CLEFLU</u> .....	51	<u>CRKMFU</u> .....	29	<u>DRVININHL</u> .....	277
<u>CLEFLU2</u> .....	136	<u>CRKMLU</u> .....	289	<u>DRVINMARJ</u> .....	276
<u>CLINVST</u> .....	475	<u>CRKMON</u> .....	126	<u>DRVINMARJ2</u> .....	279
<u>CLONPDAPYU</u> .....	140	<u>CRKUS30A</u> .....	31	<u>DRVINMETH</u> .....	277
<u>CLONPDPYMU</u> .....	145	<u>CRKYDAYS</u> .....	148	<u>DSTCHR12</u> .....	414
<u>COCAGE</u> .....	26	<u>CRKYFU</u> .....	29	<u>DSTCHR30</u> .....	412
<u>COCAGLST</u> .....	287	<u>CRKYLU</u> .....	288	<u>DSTEFF12</u> .....	414

INDEX

<a href="#">DSTEFF30</a> .....	412	<a href="#">FUCOC21</a> .....	153	<a href="#">HALLUCOT2</a> .....	41
<a href="#">DSTHOP12</a> .....	413	<a href="#">FUCRK18</a> .....	154	<a href="#">HALLUCOT3</a> .....	42
<a href="#">DSTHOP30</a> .....	411	<a href="#">FUCRK21</a> .....	154	<a href="#">HALLUCOT4</a> .....	42
<a href="#">DSTNGD12</a> .....	414	<a href="#">FUECSTMO18</a> .....	155	<a href="#">HALLUCOT5</a> .....	42
<a href="#">DSTNGD30</a> .....	412	<a href="#">FUECSTMO21</a> .....	155	<a href="#">HALLUCOTH</a> .....	38
<a href="#">DSTNRV12</a> .....	413	<a href="#">FUHALLUC18</a> .....	154	<a href="#">HALLUCREC</a> .....	44
<a href="#">DSTNRV30</a> .....	411	<a href="#">FUHALLUC21</a> .....	154	<a href="#">HALLUCYFO</a> .....	44
<a href="#">DSTRST12</a> .....	413	<a href="#">FUHER18</a> .....	154	<a href="#">HALLUCYFU</a> .....	43
<a href="#">DSTRST30</a> .....	411	<a href="#">FUHER21</a> .....	154	<a href="#">HALLUCYR</a> .....	127
<a href="#">DSTWORST</a> .....	412	<a href="#">FUINHAL18</a> .....	155	<a href="#">HALLYRLST</a> .....	290
<a href="#">DUDNOAUD</a> .....	270	<a href="#">FUINHAL21</a> .....	155	<a href="#">HALTOTFG</a> .....	44
<a href="#">DYTXVST</a> .....	475	<a href="#">FULSD18</a> .....	154	<a href="#">HALUCUTDN</a> .....	216
<a href="#">ECSTMOAGE</a> .....	48	<a href="#">FULSD21</a> .....	154	<a href="#">HALUCUTEV</a> .....	216
<a href="#">ECSTMOAGL</a> .....	293	<a href="#">FUMETHAM18</a> .....	155	<a href="#">HALUEMCTD</a> .....	217
<a href="#">ECSTMOFLAG</a> .....	127	<a href="#">FUMETHAM21</a> .....	155	<a href="#">HALUEMOPB</a> .....	217
<a href="#">ECSTMOLLY</a> .....	37	<a href="#">FUMJ18</a> .....	153	<a href="#">HALUFMCTD</a> .....	219
<a href="#">ECSTMOMFU</a> .....	49	<a href="#">FUMJ21</a> .....	153	<a href="#">HALUFMFPB</a> .....	219
<a href="#">ECSTMOMLU</a> .....	294	<a href="#">FUPCP18</a> .....	154	<a href="#">HALUGTOVR</a> .....	215
<a href="#">ECSTMOMON</a> .....	128	<a href="#">FUPCP21</a> .....	154	<a href="#">HALUKPLMT</a> .....	215
<a href="#">ECSTMOREC</a> .....	49	<a href="#">FUPNRNM18</a> .....	155	<a href="#">HALULAWTR</a> .....	218
<a href="#">ECSTMoyFU</a> .....	48	<a href="#">FUPNRNM21</a> .....	155	<a href="#">HALULIMIT</a> .....	215
<a href="#">ECSTMoyLU</a> .....	293	<a href="#">FUSEDNM18</a> .....	156	<a href="#">HALULOTTM</a> .....	215
<a href="#">ECSTMoyR</a> .....	128	<a href="#">FUSEDNM21</a> .....	156	<a href="#">HALULSACT</a> .....	218
<a href="#">EDFAM18</a> .....	569	<a href="#">FUSMKLSS18</a> .....	153	<a href="#">HALULSEFX</a> .....	216
<a href="#">EDUFULPAR</a> .....	557	<a href="#">FUSMKLSS21</a> .....	153	<a href="#">HALUNDMOR</a> .....	216
<a href="#">EDUHIGHCAT</a> .....	556	<a href="#">FUSTMNM18</a> .....	156	<a href="#">HALUPDANG</a> .....	218
<a href="#">EDUSCHGRD2</a> .....	557	<a href="#">FUSTMNM21</a> .....	156	<a href="#">HALUPHCTD</a> .....	217
<a href="#">EDUSCHLGO</a> .....	557	<a href="#">FUTRQNM18</a> .....	155	<a href="#">HALUPHLPB</a> .....	217
<a href="#">EDUSCKCOM</a> .....	558	<a href="#">FUTRQNM21</a> .....	155	<a href="#">HALUSERPB</a> .....	218
<a href="#">EDUSCKEST</a> .....	558	<a href="#">GAS</a> .....	51	<a href="#">HEALTH</a> .....	551
<a href="#">EDUSCKMON</a> .....	558	<a href="#">GAS2</a> .....	137	<a href="#">HEALTH2</a> .....	556
<a href="#">EDUSKPCOM</a> .....	559	<a href="#">GHB</a> .....	167	<a href="#">HEOTNDL</a> .....	169
<a href="#">EDUSKPEST</a> .....	559	<a href="#">GHBFLGR</a> .....	178	<a href="#">HEOTOTH</a> .....	170
<a href="#">EDUSKPMON</a> .....	558	<a href="#">GHBMONR</a> .....	178	<a href="#">HEOTSMK</a> .....	169
<a href="#">EIBINGAGE</a> .....	524	<a href="#">GHBREC</a> .....	167	<a href="#">HEOTSNF</a> .....	169
<a href="#">EIBINGMFU</a> .....	525	<a href="#">GHBYRR</a> .....	178	<a href="#">HEOTSP</a> .....	170
<a href="#">EIBINGYFU</a> .....	524	<a href="#">GLUE</a> .....	52	<a href="#">HEPBCAGE</a> .....	361
<a href="#">ESZOPDAPYU</a> .....	142	<a href="#">GLUE2</a> .....	137	<a href="#">HEPBCEVER</a> .....	355
<a href="#">ESZOPDPYMU</a> .....	147	<a href="#">GNNDCLEN</a> .....	175	<a href="#">HER3OUSE</a> .....	35
<a href="#">ETHER</a> .....	52	<a href="#">GNNDGET2</a> .....	176	<a href="#">HERAGE</a> .....	32
<a href="#">ETHER2</a> .....	137	<a href="#">GNNDLSH1</a> .....	175	<a href="#">HERAGLST</a> .....	289
<a href="#">FDOCANGR</a> .....	489	<a href="#">GNNDLSH2</a> .....	175	<a href="#">HERCUTIX</a> .....	211
<a href="#">FDOCBRK</a> .....	489	<a href="#">GNNDREUS</a> .....	175	<a href="#">HERCUTDN</a> .....	211
<a href="#">FDOC DPR</a> .....	488	<a href="#">GOVTPROG</a> .....	583	<a href="#">HERCUTEV</a> .....	211
<a href="#">FDOCEAT</a> .....	489	<a href="#">GQTYPE2</a> .....	548	<a href="#">HEREMCTD</a> .....	213
<a href="#">FDOCFEA</a> .....	488	<a href="#">GRPCNSL2</a> .....	409	<a href="#">HEREMOPB</a> .....	212
<a href="#">FDOCFITE</a> .....	489	<a href="#">GRPHLTIN</a> .....	573	<a href="#">HEREVER</a> .....	32
<a href="#">FDOCFMLY</a> .....	489	<a href="#">GRSKBNGDLY</a> .....	185	<a href="#">HERFLAG</a> .....	126
<a href="#">FDOCFRND</a> .....	489	<a href="#">GRSKBNGWK</a> .....	185	<a href="#">HERFMCTD</a> .....	214
<a href="#">FDOCMEND</a> .....	490	<a href="#">GRSKCIGPKD</a> .....	184	<a href="#">HERFMFPB</a> .....	214
<a href="#">FDOCOTH2</a> .....	490	<a href="#">GRSKCOCOMN</a> .....	184	<a href="#">HERGTOVR</a> .....	210
<a href="#">FDOCOTPP</a> .....	489	<a href="#">GRSKCOCWK</a> .....	184	<a href="#">HERKPLMT</a> .....	210
<a href="#">FDOCSCHL</a> .....	489	<a href="#">GRSKHERTRY</a> .....	184	<a href="#">HERLAWTR</a> .....	214
<a href="#">FDOCSUI</a> .....	488	<a href="#">GRSKHERWK</a> .....	184	<a href="#">HERLIMIT</a> .....	210
<a href="#">FELTMARKR</a> .....	53	<a href="#">GRSKLSDTRY</a> .....	184	<a href="#">HERLOTTM</a> .....	210
<a href="#">FELTMARKR2</a> .....	137	<a href="#">GRSKLSDWK</a> .....	185	<a href="#">HERLSACT</a> .....	213
<a href="#">FENTPDAPYU</a> .....	138	<a href="#">GRSKMRJMON</a> .....	184	<a href="#">HERLSEFX</a> .....	211
<a href="#">FENTDPYMU</a> .....	144	<a href="#">GRSKMRJWK</a> .....	184	<a href="#">HERMDAYS</a> .....	150
<a href="#">FILEDATE</a> .....	3	<a href="#">HALFQFLG</a> .....	44	<a href="#">HERMFU</a> .....	33
<a href="#">FLURPDAPYU</a> .....	142	<a href="#">HALLAGLST</a> .....	290	<a href="#">HERMLU</a> .....	290
<a href="#">FOSTVST</a> .....	475	<a href="#">HALLDYPMO</a> .....	45	<a href="#">HERMON</a> .....	126
<a href="#">FRDADLY2</a> .....	408	<a href="#">HALLDYPWK</a> .....	45	<a href="#">HERNDMOR</a> .....	211
<a href="#">FRDMEVR2</a> .....	408	<a href="#">HALLDYSYR</a> .....	45	<a href="#">HERNEEDL</a> .....	169
<a href="#">FRDMJMON</a> .....	408	<a href="#">HALLEASWY</a> .....	44	<a href="#">HERPDANG</a> .....	214
<a href="#">FRDPCIG2</a> .....	408	<a href="#">HALLMOLST</a> .....	291	<a href="#">HERPHCTD</a> .....	213
<a href="#">FTNDDNSP</a> .....	262	<a href="#">HALLNDAYPM</a> .....	150	<a href="#">HERPHLPB</a> .....	213
<a href="#">FUALC18</a> .....	153	<a href="#">HALLNDAYYR</a> .....	149	<a href="#">HERPNRYR</a> .....	133
<a href="#">FUALC21</a> .....	153	<a href="#">HALLUC30E</a> .....	45	<a href="#">HERREC</a> .....	33
<a href="#">FUCD218</a> .....	152	<a href="#">HALLUC30N</a> .....	45	<a href="#">HERSERPB</a> .....	214
<a href="#">FUCD221</a> .....	152	<a href="#">HALLUCAGE</a> .....	43	<a href="#">HERSMOK2</a> .....	177
<a href="#">FUCGR18</a> .....	153	<a href="#">HALLUCEVR</a> .....	43	<a href="#">HERSMOKE</a> .....	168
<a href="#">FUCGR21</a> .....	153	<a href="#">HALLUCFLAG</a> .....	127	<a href="#">HERSNIF2</a> .....	178
<a href="#">FUCIG18</a> .....	152	<a href="#">HALLUCMFU</a> .....	43	<a href="#">HERSNIFF</a> .....	168
<a href="#">FUCIG21</a> .....	152	<a href="#">HALLUCMON</a> .....	127	<a href="#">HERWD3SX</a> .....	212
<a href="#">FUCOC18</a> .....	153	<a href="#">HALLUCOT1</a> .....	39	<a href="#">HERWDSMT</a> .....	212

INDEX

<a href="#">HERYDAYS</a> .....	149	<a href="#">I12LSDRC</a> .....	101	<a href="#">IIFSTAMP</a> .....	581
<a href="#">HERYFU</a> .....	32	<a href="#">I12MJFM</a> .....	111	<a href="#">I1HALLUC30N</a> .....	112
<a href="#">HERYLU</a> .....	289	<a href="#">I12MJFY</a> .....	106	<a href="#">I1HALLUCAGE</a> .....	118
<a href="#">HERYR</a> .....	126	<a href="#">I12MJRC</a> .....	99	<a href="#">I1HALLUCREC</a> .....	100
<a href="#">HERYRTOT</a> .....	33	<a href="#">I12PCPRC</a> .....	101	<a href="#">I1HALLUCYFQ</a> .....	108
<a href="#">HIGHBPAGE</a> .....	362	<a href="#">I12WRKST18</a> .....	568	<a href="#">I1HALLUCYFU</a> .....	118
<a href="#">HIGHBPPEVR</a> .....	356	<a href="#">I12WRKSTAT</a> .....	568	<a href="#">I1HERAGE</a> .....	117
<a href="#">HIGHBPMED</a> .....	362	<a href="#">I1ABUPOSHAL</a> .....	260	<a href="#">I1HERFM</a> .....	112
<a href="#">HIVAIDSAG</a> .....	362	<a href="#">I1ABUPOSINH</a> .....	260	<a href="#">I1HERFY</a> .....	107
<a href="#">HIVAIDSEV</a> .....	356	<a href="#">I1ABUPOSMTH</a> .....	260	<a href="#">I1HERRC</a> .....	100
<a href="#">HLCALL99</a> .....	579	<a href="#">I1ABUPOSPNR</a> .....	261	<a href="#">I1HERYFU</a> .....	117
<a href="#">HLCALLFG</a> .....	579	<a href="#">I1ABUPOSSED</a> .....	261	<a href="#">I1HH65_2</a> .....	570
<a href="#">HLCLAST</a> .....	574	<a href="#">I1ABUPOSSTM</a> .....	261	<a href="#">I1HHSIZ2</a> .....	569
<a href="#">HLCNOTMO</a> .....	574	<a href="#">I1ABUPOSTRO</a> .....	261	<a href="#">I1INHAL30N</a> .....	112
<a href="#">HLCNOTYR</a> .....	574	<a href="#">I1ALCAGE</a> .....	115	<a href="#">I1INHALAGE</a> .....	119
<a href="#">HLLOSRSN</a> .....	575	<a href="#">I1ALCBNG30D</a> .....	110	<a href="#">I1INHALREC</a> .....	102
<a href="#">HLNVCOST</a> .....	575	<a href="#">I1ALCFM</a> .....	110	<a href="#">I1INHALYFQ</a> .....	108
<a href="#">HLNVNEED</a> .....	575	<a href="#">I1ALCFY</a> .....	106	<a href="#">I1INHALYFU</a> .....	119
<a href="#">HLNVOFFER</a> .....	575	<a href="#">I1ALCFC</a> .....	98	<a href="#">I1INSUR4</a> .....	579
<a href="#">HLNVREF</a> .....	575	<a href="#">I1ALCYFU</a> .....	116	<a href="#">I1KETMINREC</a> .....	101
<a href="#">HLNVSOR</a> .....	576	<a href="#">I1CD2YFU</a> .....	114	<a href="#">I1K117_2</a> .....	569
<a href="#">HLTINALC</a> .....	573	<a href="#">I1CDUAGE</a> .....	114	<a href="#">I1LSDAGE</a> .....	118
<a href="#">HLTINDRG</a> .....	573	<a href="#">I1CGAVD</a> .....	254	<a href="#">I1LSDRC</a> .....	100
<a href="#">HLTINMNT</a> .....	573	<a href="#">I1CGCRGP</a> .....	253	<a href="#">I1LSDYFU</a> .....	118
<a href="#">HLTINNOS</a> .....	574	<a href="#">I1CGCRV</a> .....	253	<a href="#">I1MARIT</a> .....	554
<a href="#">HOMEVST</a> .....	475	<a href="#">I1CGINCR</a> .....	257	<a href="#">I1MCDCHP</a> .....	577
<a href="#">HOSPVST</a> .....	474	<a href="#">I1CGINFL</a> .....	256	<a href="#">I1MEDICR</a> .....	577
<a href="#">HPALCAMT</a> .....	353	<a href="#">I1CGIRTB</a> .....	253	<a href="#">I1METHAM30N</a> .....	112
<a href="#">HPALCCUT</a> .....	353	<a href="#">I1CGLMR</a> .....	257	<a href="#">I1METHAMAGE</a> .....	120
<a href="#">HPALCFRQ</a> .....	353	<a href="#">I1CGNCG</a> .....	256	<a href="#">I1METHAMREC</a> .....	102
<a href="#">HPALCNOT</a> .....	354	<a href="#">I1CGNCTL</a> .....	254	<a href="#">I1METHAMYFQ</a> .....	108
<a href="#">HPALCPRB</a> .....	353	<a href="#">I1CGNINF</a> .....	257	<a href="#">I1METHAMYFU</a> .....	120
<a href="#">HPALCTX</a> .....	354	<a href="#">I1CGPLN</a> .....	254	<a href="#">I1MJAGE</a> .....	116
<a href="#">HPDRGTALK</a> .....	354	<a href="#">I1CGRAGE</a> .....	115	<a href="#">I1MJFM</a> .....	110
<a href="#">HPQTTOB</a> .....	352	<a href="#">I1CGRFM</a> .....	109	<a href="#">I1MJFY</a> .....	106
<a href="#">HPUSEALC</a> .....	352	<a href="#">I1CGRGDY</a> .....	255	<a href="#">I1MJRC</a> .....	99
<a href="#">HPUSEDRG</a> .....	352	<a href="#">I1CGRGNM</a> .....	255	<a href="#">I1MJYFU</a> .....	116
<a href="#">HPUSETOB</a> .....	351	<a href="#">I1CGRGWK</a> .....	255	<a href="#">I1OTHHLT</a> .....	578
<a href="#">HR30EST</a> .....	35	<a href="#">I1CGROUT</a> .....	255	<a href="#">I1OXCNNANYR</a> .....	103
<a href="#">HRBSTWAY</a> .....	34	<a href="#">I1CGRRC</a> .....	97	<a href="#">I1OXCNNMYR</a> .....	104
<a href="#">HRDAYPMO</a> .....	34	<a href="#">I1CGRYFU</a> .....	115	<a href="#">I1PCPAGE</a> .....	118
<a href="#">HRDAYPWK</a> .....	34	<a href="#">I1CGSAT</a> .....	257	<a href="#">I1PCPRC</a> .....	101
<a href="#">HRDAYPYR</a> .....	34	<a href="#">I1CGSLHR</a> .....	256	<a href="#">I1PCPYFU</a> .....	119
<a href="#">HRFQFLG</a> .....	33	<a href="#">I1CHMPUS</a> .....	577	<a href="#">I1PINC3</a> .....	582
<a href="#">HRNDLREC</a> .....	170	<a href="#">I1CIGAGE</a> .....	114	<a href="#">I1PIPLF</a> .....	98
<a href="#">HRSMKREC</a> .....	168	<a href="#">I1CIGFM</a> .....	109	<a href="#">I1PIPMN</a> .....	98
<a href="#">HRSNFREC</a> .....	169	<a href="#">I1CIGRC</a> .....	97	<a href="#">I1PNRANYREC</a> .....	103
<a href="#">HRTCONDAG</a> .....	360	<a href="#">I1CIGYFU</a> .....	114	<a href="#">I1PNRNM30FQ</a> .....	113
<a href="#">HRTCONDEV</a> .....	355	<a href="#">I1COCAGE</a> .....	116	<a href="#">I1PNRNMAGE</a> .....	121
<a href="#">HRTCONDYR</a> .....	360	<a href="#">I1COCFM</a> .....	111	<a href="#">I1PNRNMINIT</a> .....	120
<a href="#">HRTOTFG</a> .....	33	<a href="#">I1COCFY</a> .....	106	<a href="#">I1PNRNMREC</a> .....	104
<a href="#">HTANSWER</a> .....	349	<a href="#">I1COCRC</a> .....	99	<a href="#">I1PNRNMRYFU</a> .....	121
<a href="#">HTINCHE2</a> .....	349	<a href="#">I1COCYFU</a> .....	117	<a href="#">I1PRVHLT</a> .....	577
<a href="#">HVYDRKMON</a> .....	135	<a href="#">I1CRKAGE</a> .....	117	<a href="#">I1SALVIAREC</a> .....	102
<a href="#">HYDCPDAPYU</a> .....	138	<a href="#">I1CRKFM</a> .....	111	<a href="#">I1SEDANYREC</a> .....	104
<a href="#">HYDCPPDPYMU</a> .....	143	<a href="#">I1CRKFY</a> .....	107	<a href="#">I1SEDNM30FQ</a> .....	113
<a href="#">HYDMPDAPYU</a> .....	139	<a href="#">I1CRKRC</a> .....	99	<a href="#">I1SEDNMAGE</a> .....	123
<a href="#">HYDMPDPYMU</a> .....	144	<a href="#">I1CRKYFU</a> .....	117	<a href="#">I1SEDNMINIT</a> .....	121
<a href="#">IFATHER</a> .....	569	<a href="#">I1DAMTFXREC</a> .....	102	<a href="#">I1SEDNMREC</a> .....	105
<a href="#">I12ALCFM</a> .....	110	<a href="#">I1DEPENDHAL</a> .....	258	<a href="#">I1SEDNMYFU</a> .....	123
<a href="#">I12ALCFY</a> .....	106	<a href="#">I1DEPENDINH</a> .....	258	<a href="#">I1SMKLS30N</a> .....	109
<a href="#">I12ALCRC</a> .....	98	<a href="#">I1DEPENDMTH</a> .....	258	<a href="#">I1SMKLSREC</a> .....	98
<a href="#">I12CGRFM</a> .....	109	<a href="#">I1DEPENDPNR</a> .....	259	<a href="#">I1SMKLSSTRY</a> .....	115
<a href="#">I12CGRRC</a> .....	97	<a href="#">I1DEPENDSED</a> .....	259	<a href="#">I1SMKLSYFU</a> .....	115
<a href="#">I12CIGFM</a> .....	109	<a href="#">I1DEPENDSTM</a> .....	259	<a href="#">I1STMANYREC</a> .....	103
<a href="#">I12CIGRC</a> .....	97	<a href="#">I1DEPENDTRQ</a> .....	259	<a href="#">I1STMNM30FQ</a> .....	113
<a href="#">I12COCFM</a> .....	111	<a href="#">I1ECSTMOAGE</a> .....	119	<a href="#">I1STMNMAGE</a> .....	123
<a href="#">I12COCFY</a> .....	107	<a href="#">I1ECSTMOREC</a> .....	101	<a href="#">I1STMNMINIT</a> .....	121
<a href="#">I12COCRC</a> .....	99	<a href="#">I1ECSTMIFYFU</a> .....	119	<a href="#">I1STMNMREC</a> .....	105
<a href="#">I12CRKFM</a> .....	111	<a href="#">I1EDUHIGHST2</a> .....	554	<a href="#">I1STMNMYFU</a> .....	122
<a href="#">I12CRKFY</a> .....	107	<a href="#">I1FAMIN3</a> .....	582	<a href="#">I1TRQANYREC</a> .....	103
<a href="#">I12CRKRC</a> .....	100	<a href="#">I1FAMPMT</a> .....	581	<a href="#">I1TRQNM30FQ</a> .....	113
<a href="#">I12HERFM</a> .....	112	<a href="#">I1FAMSOC</a> .....	581	<a href="#">I1TRQNMAGE</a> .....	122
<a href="#">I12HERFY</a> .....	107	<a href="#">I1FAMSSI</a> .....	581	<a href="#">I1TRQNMINIT</a> .....	120
<a href="#">I12HERRC</a> .....	100	<a href="#">I1FAMSV</a> .....	581	<a href="#">I1TRQNMREC</a> .....	105

INDEX

<a href="#">IITRONMYFU</a> .....	122	<a href="#">INHLPHLPB</a> .....	221	<a href="#">IRFSTAMP</a> .....	581
<a href="#">IIWELMOS</a> .....	582	<a href="#">INHLSERPB</a> .....	222	<a href="#">IRHALLUC3ON</a> .....	112
<a href="#">IIWRKSTAT</a> .....	568	<a href="#">INHLYRLST</a> .....	294	<a href="#">IRHALLUCAGE</a> .....	117
<a href="#">IIWRKSTAT18</a> .....	568	<a href="#">INHNDAYPM</a> .....	150	<a href="#">IRHALLUCREC</a> .....	100
<a href="#">ILLALCFLG</a> .....	136	<a href="#">INHNDAYYR</a> .....	149	<a href="#">IRHALLUCYFQ</a> .....	107
<a href="#">ILLALCMON</a> .....	135	<a href="#">INHOSPYR</a> .....	350	<a href="#">IRHALLUCYFU</a> .....	118
<a href="#">ILLANDALC</a> .....	136	<a href="#">INHTOTFG</a> .....	57	<a href="#">IRHERAGE</a> .....	117
<a href="#">ILLEMFLAG</a> .....	134	<a href="#">IRABUPOSHAL</a> .....	260	<a href="#">IRHERFM</a> .....	111
<a href="#">ILLEMMON</a> .....	134	<a href="#">IRABUPOSINH</a> .....	260	<a href="#">IRHERFY</a> .....	107
<a href="#">ILLEMYR</a> .....	134	<a href="#">IRABUPOSMTH</a> .....	260	<a href="#">IRHERRC</a> .....	100
<a href="#">ILLFLAG</a> .....	133	<a href="#">IRABUPOSPNR</a> .....	260	<a href="#">IRHERYFU</a> .....	117
<a href="#">ILLMON</a> .....	134	<a href="#">IRABUPOSED</a> .....	261	<a href="#">IRHH65_2</a> .....	570
<a href="#">ILLORALC</a> .....	136	<a href="#">IRABUPOSSTM</a> .....	261	<a href="#">IRHHSIZ2</a> .....	569
<a href="#">ILLYR</a> .....	133	<a href="#">IRABUPOSTRO</a> .....	261	<a href="#">IRINHAL3ON</a> .....	112
<a href="#">ILTOBALCFG</a> .....	135	<a href="#">IRALCAGE</a> .....	115	<a href="#">IRINHALAGE</a> .....	119
<a href="#">ILTOBALCMN</a> .....	135	<a href="#">IRALCBNG30D</a> .....	110	<a href="#">IRINHALREC</a> .....	102
<a href="#">ILTOBALCYR</a> .....	135	<a href="#">IRALCFM</a> .....	110	<a href="#">IRINHALYFQ</a> .....	108
<a href="#">IMOTHER</a> .....	569	<a href="#">IRALCFY</a> .....	106	<a href="#">IRINHALYFU</a> .....	119
<a href="#">IMPCONCN</a> .....	415	<a href="#">IRALCRC</a> .....	98	<a href="#">IRINSUR4</a> .....	579
<a href="#">IMPDYFRQ</a> .....	418	<a href="#">IRALCYFU</a> .....	116	<a href="#">IRKETMINREC</a> .....	101
<a href="#">IMPGOUT</a> .....	415	<a href="#">IRCD2YFU</a> .....	114	<a href="#">IRKI17_2</a> .....	569
<a href="#">IMPGOUTM</a> .....	415	<a href="#">IRCDUAGE</a> .....	114	<a href="#">IRLSDAGE</a> .....	118
<a href="#">IMPHHLD</a> .....	416	<a href="#">IRCGAVD</a> .....	254	<a href="#">IRLSDRC</a> .....	100
<a href="#">IMPHHLDM</a> .....	416	<a href="#">IRCGCRGP</a> .....	253	<a href="#">IRLSDYFU</a> .....	118
<a href="#">IMPPEOP</a> .....	415	<a href="#">IRCGCRV</a> .....	253	<a href="#">IRMARIT</a> .....	554
<a href="#">IMPPEOPM</a> .....	416	<a href="#">IRCGINCR</a> .....	257	<a href="#">IRMCDCHP</a> .....	577
<a href="#">IMPREMEM</a> .....	414	<a href="#">IRCGINFL</a> .....	256	<a href="#">IRMEDICR</a> .....	577
<a href="#">IMPRESF</a> .....	417	<a href="#">IRCGIRTB</a> .....	253	<a href="#">IRMETHAM3ON</a> .....	112
<a href="#">IMPRESFM</a> .....	417	<a href="#">IRCGLMR</a> .....	257	<a href="#">IRMETHAMAGE</a> .....	120
<a href="#">IMPSOC</a> .....	416	<a href="#">IRCGNCG</a> .....	256	<a href="#">IRMETHAMREC</a> .....	102
<a href="#">IMPSOCM</a> .....	416	<a href="#">IRCGNCTL</a> .....	254	<a href="#">IRMETHAMYFQ</a> .....	108
<a href="#">IMPWEEKS</a> .....	417	<a href="#">IRCGNINF</a> .....	256	<a href="#">IRMETHAMYFU</a> .....	120
<a href="#">IMPWORK</a> .....	417	<a href="#">IRCGPLN</a> .....	254	<a href="#">IRMJAGE</a> .....	116
<a href="#">IMPYDAYS</a> .....	418	<a href="#">IRCGRAGE</a> .....	114	<a href="#">IRMJFM</a> .....	110
<a href="#">INCOME</a> .....	583	<a href="#">IRCGRFM</a> .....	109	<a href="#">IRMJFY</a> .....	106
<a href="#">INHAL30ES</a> .....	59	<a href="#">IRCGRGDY</a> .....	255	<a href="#">IRMJRC</a> .....	99
<a href="#">INHAL30N</a> .....	59	<a href="#">IRCGRGNM</a> .....	255	<a href="#">IRMJYFU</a> .....	116
<a href="#">INHALAGE</a> .....	56	<a href="#">IRCGRGWK</a> .....	255	<a href="#">IROTHHLT</a> .....	578
<a href="#">INHALEVER</a> .....	56	<a href="#">IRCGROUT</a> .....	254	<a href="#">IROXCNANYYR</a> .....	103
<a href="#">INHALFLAG</a> .....	129	<a href="#">IRCGRRC</a> .....	97	<a href="#">IROXCNNMYR</a> .....	104
<a href="#">INHALMFU</a> .....	57	<a href="#">IRCGRYFU</a> .....	115	<a href="#">IRPCPAGE</a> .....	118
<a href="#">INHALMON</a> .....	129	<a href="#">IRCGSAT</a> .....	257	<a href="#">IRPCPRC</a> .....	101
<a href="#">INHALOT1</a> .....	54	<a href="#">IRCGSLHR</a> .....	256	<a href="#">IRPCPYFU</a> .....	119
<a href="#">INHALOT2</a> .....	55	<a href="#">IRCHMPUS</a> .....	577	<a href="#">IRPINC3</a> .....	582
<a href="#">INHALOT3</a> .....	55	<a href="#">IRCIGAGE</a> .....	114	<a href="#">IRPIPLF</a> .....	97
<a href="#">INHALOT4</a> .....	55	<a href="#">IRCIGFM</a> .....	109	<a href="#">IRPIPMN</a> .....	98
<a href="#">INHALOT5</a> .....	55	<a href="#">IRCIIRC</a> .....	97	<a href="#">IRPNRANYREC</a> .....	103
<a href="#">INHALOTH</a> .....	53	<a href="#">IRCIGYFU</a> .....	114	<a href="#">IRPNRNM30FQ</a> .....	113
<a href="#">INHALREC</a> .....	57	<a href="#">IRCOCAGE</a> .....	116	<a href="#">IRPNRNMAGE</a> .....	121
<a href="#">INHALYFQ</a> .....	57	<a href="#">IRCOCFM</a> .....	111	<a href="#">IRPNRNMINT</a> .....	120
<a href="#">INHALYFU</a> .....	56	<a href="#">IRCOCFY</a> .....	106	<a href="#">IRPNRNMREC</a> .....	104
<a href="#">INHALYR</a> .....	129	<a href="#">IRCOCRC</a> .....	99	<a href="#">IRPNRNMIFYU</a> .....	121
<a href="#">INHDPYMO</a> .....	58	<a href="#">IRCOCFYFU</a> .....	116	<a href="#">IRPRVHLT</a> .....	577
<a href="#">INHDPYWK</a> .....	58	<a href="#">IRCRKAGE</a> .....	117	<a href="#">IRSALVIAREC</a> .....	102
<a href="#">INHDSYR</a> .....	58	<a href="#">IRCRKFM</a> .....	111	<a href="#">IRSEDANYREC</a> .....	104
<a href="#">INHEASWY</a> .....	58	<a href="#">IRCRKFY</a> .....	107	<a href="#">IRSEDNM30FQ</a> .....	113
<a href="#">INHFOFLG</a> .....	57	<a href="#">IRCRKRC</a> .....	99	<a href="#">IRSEDNMAGE</a> .....	123
<a href="#">INHLAGLST</a> .....	294	<a href="#">IRCRKYFU</a> .....	117	<a href="#">IRSEDNMINIT</a> .....	121
<a href="#">INHLACUTDN</a> .....	220	<a href="#">IRDAMTFXREC</a> .....	102	<a href="#">IRSEDNMREC</a> .....	105
<a href="#">INHLACUTEV</a> .....	221	<a href="#">IRDEPENDHAL</a> .....	258	<a href="#">IRSEDNMYFU</a> .....	123
<a href="#">INHLEMCTD</a> .....	221	<a href="#">IRDEPENDINH</a> .....	258	<a href="#">IRSEX</a> .....	554
<a href="#">INHLEMOPB</a> .....	221	<a href="#">IRDEPENDMTH</a> .....	258	<a href="#">IRSMKLSS3ON</a> .....	109
<a href="#">INHLFMCTD</a> .....	223	<a href="#">IRDEPENDPNR</a> .....	259	<a href="#">IRSMKLSSREC</a> .....	98
<a href="#">INHLFMFPB</a> .....	223	<a href="#">IRDEPENDSED</a> .....	259	<a href="#">IRSMKLSSSTRY</a> .....	115
<a href="#">INHLGTOVR</a> .....	219	<a href="#">IRDEPENDSTM</a> .....	259	<a href="#">IRSMKLSSYFU</a> .....	115
<a href="#">INHLKPLMT</a> .....	220	<a href="#">IRDEPENDTRQ</a> .....	259	<a href="#">IRSTMANYREC</a> .....	103
<a href="#">INHLLAWTR</a> .....	222	<a href="#">IRECSTMOAGE</a> .....	119	<a href="#">IRSTMNM30FQ</a> .....	113
<a href="#">INHLLIMIT</a> .....	220	<a href="#">IRECSTMOREC</a> .....	101	<a href="#">IRSTMNMAGE</a> .....	122
<a href="#">INHLLOTTM</a> .....	219	<a href="#">IRECSTMIFYU</a> .....	119	<a href="#">IRSTMNMINT</a> .....	121
<a href="#">INHLLSACT</a> .....	222	<a href="#">IREDUHIGHST2</a> .....	554	<a href="#">IRSTMNMREC</a> .....	105
<a href="#">INHLLSEFX</a> .....	220	<a href="#">IRFAMIN3</a> .....	582	<a href="#">IRSTMNMIFYU</a> .....	122
<a href="#">INHLMOLST</a> .....	295	<a href="#">IRFAMPMT</a> .....	581	<a href="#">IRTRQANYREC</a> .....	103
<a href="#">INHLMNDMOR</a> .....	220	<a href="#">IRFAMSOC</a> .....	581	<a href="#">IRTRQNM30FQ</a> .....	113
<a href="#">INHLPDANG</a> .....	222	<a href="#">IRFAMSSI</a> .....	581	<a href="#">IRTRQNMAGE</a> .....	122
<a href="#">INHLPHCTD</a> .....	221	<a href="#">IRFAMSVC</a> .....	581	<a href="#">IRTRQNMINT</a> .....	120

INDEX

<a href="#">IRTRONMREC</a> .....	104	<a href="#">METHLIMIT</a> .....	223	<a href="#">MJYRTOT</a> .....	23
<a href="#">IRTRONMYFU</a> .....	122	<a href="#">METHLOTTM</a> .....	223	<a href="#">MMBATJOB</a> .....	538
<a href="#">IRWELMOS</a> .....	581	<a href="#">METHLSACT</a> .....	227	<a href="#">MMBCLOSE</a> .....	539
<a href="#">IRWRKSTAT</a> .....	568	<a href="#">METHLSEFX</a> .....	224	<a href="#">MMBGIVE</a> .....	539
<a href="#">IRWRKSTAT18</a> .....	568	<a href="#">METHMOLST</a> .....	296	<a href="#">MMBPLACE</a> .....	538
<a href="#">K6SCMAX</a> .....	420	<a href="#">METHNDAYPM</a> .....	151	<a href="#">MMBPLOS2</a> .....	538
<a href="#">K6SCMON</a> .....	419	<a href="#">METHNDAYYR</a> .....	149	<a href="#">MMBSELL</a> .....	539
<a href="#">K6SCYR</a> .....	419	<a href="#">METHNDLRC</a> .....	170	<a href="#">MMBT30DY</a> .....	533
<a href="#">KETMINESK</a> .....	37	<a href="#">METHNDMOR</a> .....	224	<a href="#">MMBTPYR</a> .....	532
<a href="#">KETMINFLAG</a> .....	128	<a href="#">METHNEEDL</a> .....	170	<a href="#">MMBTREC1</a> .....	532
<a href="#">KETMINMON</a> .....	128	<a href="#">METHNEEDL2</a> .....	177	<a href="#">MMBTREC2</a> .....	532
<a href="#">KETMINREC</a> .....	49	<a href="#">METHPDANG</a> .....	227	<a href="#">MMBUYWHO</a> .....	537
<a href="#">KETMINYR</a> .....	128	<a href="#">METHPDAPYU</a> .....	141	<a href="#">MMFCLOSE</a> .....	546
<a href="#">KIDNYDSAG</a> .....	361	<a href="#">METHPPYMU</a> .....	146	<a href="#">MMFGIVE</a> .....	547
<a href="#">KIDNYDSEV</a> .....	356	<a href="#">METHPHCTD</a> .....	226	<a href="#">MMFKEEP</a> .....	547
<a href="#">KRATEVER</a> .....	526	<a href="#">METHPHLPB</a> .....	226	<a href="#">MMFPLACE</a> .....	546
<a href="#">KRATFLG</a> .....	531	<a href="#">METHSERPB</a> .....	227	<a href="#">MMFPLOS2</a> .....	546
<a href="#">KRATMON</a> .....	531	<a href="#">METHWD2SX</a> .....	225	<a href="#">MMFREWHO</a> .....	545
<a href="#">KRATREC</a> .....	526	<a href="#">METHWDSMT</a> .....	225	<a href="#">MMFSELL</a> .....	547
<a href="#">KRATYR</a> .....	531	<a href="#">METHYRLST</a> .....	295	<a href="#">MMGETMJ</a> .....	532
<a href="#">LANGVER</a> .....	548	<a href="#">METOTFG</a> .....	61	<a href="#">MMGIVE</a> .....	545
<a href="#">LGAS</a> .....	52	<a href="#">MHLCLNC3</a> .....	383	<a href="#">MMGKEEP</a> .....	545
<a href="#">LGAS2</a> .....	137	<a href="#">MHLDOC3</a> .....	383	<a href="#">MMGSELL</a> .....	545
<a href="#">LMIYR_U</a> .....	423	<a href="#">MHLDTMT3</a> .....	383	<a href="#">MMIYR_U</a> .....	423
<a href="#">LMMISUDPY</a> .....	424	<a href="#">MHLMNT3</a> .....	382	<a href="#">MMJNPCAT</a> .....	534
<a href="#">LMMIYRU</a> .....	423	<a href="#">MHLOTH3</a> .....	384	<a href="#">MMJNPCTB</a> .....	533
<a href="#">LORAPDAPYU</a> .....	140	<a href="#">MHLSCHL3</a> .....	383	<a href="#">MMJNTLOO</a> .....	533
<a href="#">LORAPDPYMU</a> .....	145	<a href="#">MHLTHER3</a> .....	383	<a href="#">MMJNTNUM</a> .....	533
<a href="#">LSD</a> .....	36	<a href="#">MHPDEMP2</a> .....	385	<a href="#">MMLS10GM</a> .....	535
<a href="#">LSDAGE</a> .....	46	<a href="#">MHPDFRE2</a> .....	385	<a href="#">MMLSGMS</a> .....	534
<a href="#">LSDAGLST</a> .....	291	<a href="#">MHPDMCD2</a> .....	384	<a href="#">MMLSLBS</a> .....	535
<a href="#">LSDFLAG</a> .....	127	<a href="#">MHPDMCR2</a> .....	384	<a href="#">MMLSOZS</a> .....	535
<a href="#">LSDMFU</a> .....	46	<a href="#">MHPDMIL2</a> .....	385	<a href="#">MMLSPCAT</a> .....	537
<a href="#">LSDMLU</a> .....	292	<a href="#">MHPDOFM2</a> .....	384	<a href="#">MMLSPCTB</a> .....	536
<a href="#">LSDMON</a> .....	127	<a href="#">MHPDPHI2</a> .....	384	<a href="#">MMLSUNIT</a> .....	534
<a href="#">LSDREC</a> .....	47	<a href="#">MHPDPRV2</a> .....	385	<a href="#">MMT30FRQ</a> .....	540
<a href="#">LSDYFU</a> .....	46	<a href="#">MHPDPUB2</a> .....	385	<a href="#">MMTCLOSE</a> .....	544
<a href="#">LSDYLU</a> .....	291	<a href="#">MHPDREH2</a> .....	384	<a href="#">MMTGIVE</a> .....	545
<a href="#">LSDYR</a> .....	127	<a href="#">MHPDSL2</a> .....	384	<a href="#">MMTJNTLS</a> .....	540
<a href="#">MAIN102</a> .....	586	<a href="#">MHRCFID2</a> .....	386	<a href="#">MMTJNTNM</a> .....	541
<a href="#">MDEIMPY</a> .....	515	<a href="#">MHRCMIT2</a> .....	386	<a href="#">MMTJWRCB</a> .....	541
<a href="#">MEDICARE</a> .....	572	<a href="#">MHRCOST2</a> .....	385	<a href="#">MMTJWRTH</a> .....	541
<a href="#">MEDMJALL</a> .....	189	<a href="#">MHRENUF2</a> .....	386	<a href="#">MMTKEEP</a> .....	544
<a href="#">MEDMJPA2</a> .....	189	<a href="#">MHRFOUT2</a> .....	387	<a href="#">MMLGMS</a> .....	542
<a href="#">MEDMJYR</a> .....	189	<a href="#">MHRHAND2</a> .....	386	<a href="#">MMTLOZS</a> .....	542
<a href="#">MEFQFLG</a> .....	61	<a href="#">MHRJOBS2</a> .....	385	<a href="#">MMLTUNIT</a> .....	541
<a href="#">MESC</a> .....	36	<a href="#">MHRNBR2</a> .....	385	<a href="#">MMLWRWCB</a> .....	542
<a href="#">MESC2</a> .....	136	<a href="#">MHRNCOV2</a> .....	386	<a href="#">MMLWRWTH</a> .....	543
<a href="#">METHAGLST</a> .....	295	<a href="#">MHRNOHP2</a> .....	386	<a href="#">MMTPLACE</a> .....	543
<a href="#">METHAM30E</a> .....	63	<a href="#">MHRNOND2</a> .....	386	<a href="#">MMTPLOS2</a> .....	544
<a href="#">METHAM30N</a> .....	63	<a href="#">MHRSOH2</a> .....	387	<a href="#">MMTRADE</a> .....	539
<a href="#">METHAMAGE</a> .....	60	<a href="#">MHRTIME2</a> .....	386	<a href="#">MMTRD30D</a> .....	540
<a href="#">METHAMEVR</a> .....	60	<a href="#">MHRTRAN2</a> .....	387	<a href="#">MMTRDREC</a> .....	540
<a href="#">METHAMFLAG</a> .....	129	<a href="#">MHRWHER2</a> .....	386	<a href="#">MMTRDWHO</a> .....	543
<a href="#">METHAMMFU</a> .....	61	<a href="#">MHSUIPLN</a> .....	420	<a href="#">MMTSELL</a> .....	544
<a href="#">METHAMMON</a> .....	129	<a href="#">MHSUITHK</a> .....	420	<a href="#">MORPPDAPYU</a> .....	138
<a href="#">METHAMREC</a> .....	61	<a href="#">MHSUITRY</a> .....	420	<a href="#">MORPPDPYMU</a> .....	144
<a href="#">METHAMYFQ</a> .....	61	<a href="#">MHSUTK_U</a> .....	420	<a href="#">MOVSINPYR2</a> .....	551
<a href="#">METHAMYFU</a> .....	60	<a href="#">MI_CAT_U</a> .....	423	<a href="#">MR30EST</a> .....	25
<a href="#">METHAMYR</a> .....	129	<a href="#">MILSTAT</a> .....	549	<a href="#">MRBSTWAY</a> .....	24
<a href="#">METHCUT1X</a> .....	225	<a href="#">MILTCHLDR</a> .....	560	<a href="#">MRDAYPMO</a> .....	24
<a href="#">METHCUTDN</a> .....	224	<a href="#">MILTFAMLY</a> .....	559	<a href="#">MRDAYPWK</a> .....	24
<a href="#">METHCUTEV</a> .....	224	<a href="#">MILTPARNT</a> .....	560	<a href="#">MRDAYPYR</a> .....	24
<a href="#">METHDYPMO</a> .....	62	<a href="#">MILTSIBLN</a> .....	560	<a href="#">MRJAGLST</a> .....	281
<a href="#">METHDYPWK</a> .....	62	<a href="#">MILTSPPAR</a> .....	559	<a href="#">MRJCUTDN</a> .....	202
<a href="#">METHDYSYR</a> .....	62	<a href="#">MJAGE</a> .....	22	<a href="#">MRJCUTEV</a> .....	202
<a href="#">METHEASWY</a> .....	62	<a href="#">MJDAY30A</a> .....	25	<a href="#">MRJEMCTD</a> .....	203
<a href="#">METHEMCTD</a> .....	226	<a href="#">MJEVER</a> .....	22	<a href="#">MRJEMOPB</a> .....	203
<a href="#">METHEMOPB</a> .....	226	<a href="#">MJFQFLG</a> .....	23	<a href="#">MRJFLAG</a> .....	125
<a href="#">METHFLBLU</a> .....	225	<a href="#">MJMFU</a> .....	23	<a href="#">MRJFMCTD</a> .....	205
<a href="#">METHFMCTD</a> .....	228	<a href="#">MJONLYFLAG</a> .....	134	<a href="#">MRJFMFPB</a> .....	205
<a href="#">METHFMFPB</a> .....	228	<a href="#">MJONLYMON</a> .....	134	<a href="#">MRJGTOVR</a> .....	201
<a href="#">METHGTOVR</a> .....	223	<a href="#">MJONLYYR</a> .....	134	<a href="#">MRJKPLMT</a> .....	201
<a href="#">METHKPLMT</a> .....	224	<a href="#">MJREC</a> .....	23	<a href="#">MRJLAWTR</a> .....	204
<a href="#">METHLAWTR</a> .....	227	<a href="#">MJYFU</a> .....	22	<a href="#">MRJLIMIT</a> .....	201



INDEX

<a href="#">MRJLOTTM</a> .....	201	<a href="#">NDTXEFTILL</a> .....	345	<a href="#">PAROL</a> .....	279
<a href="#">MRJLSACT</a> .....	204	<a href="#">NDTXFNDOU</a> .....	313	<a href="#">PAROLREL</a> .....	276
<a href="#">MRJLSEFX</a> .....	202	<a href="#">NDTXHANDL</a> .....	312	<a href="#">PCP</a> .....	36
<a href="#">MRJMDAYS</a> .....	150	<a href="#">NDTXJOBNG</a> .....	312	<a href="#">PCPAGE</a> .....	47
<a href="#">MRJMLU</a> .....	282	<a href="#">NDTXMIMPT</a> .....	313	<a href="#">PCPAGLST</a> .....	292
<a href="#">MRJMON</a> .....	126	<a href="#">NDTXNBRNG</a> .....	311	<a href="#">PCPFLAG</a> .....	127
<a href="#">MRJNDMOR</a> .....	202	<a href="#">NDTXNOCOV</a> .....	310	<a href="#">PCPMFU</a> .....	47
<a href="#">MRJPDANG</a> .....	204	<a href="#">NDTXNOHLP</a> .....	312	<a href="#">PCPMLU</a> .....	293
<a href="#">MRJPHCTD</a> .....	203	<a href="#">NDTXNONED</a> .....	312	<a href="#">PCPMON</a> .....	127
<a href="#">MRJPHLPB</a> .....	203	<a href="#">NDTXNOTPY</a> .....	310	<a href="#">PCPREC</a> .....	48
<a href="#">MRJSERP</a> .....	204	<a href="#">NDTXNSTOP</a> .....	311	<a href="#">PCPYFU</a> .....	47
<a href="#">MRJYDAYS</a> .....	148	<a href="#">NDTXNTIME</a> .....	312	<a href="#">PCPYLU</a> .....	292
<a href="#">MRJYLU</a> .....	281	<a href="#">NDTXOTRSN</a> .....	313	<a href="#">PCPYR</a> .....	127
<a href="#">MRJYR</a> .....	125	<a href="#">NDTXPFULL</a> .....	311	<a href="#">PDEN10</a> .....	585
<a href="#">MRJYRBF</a> .....	281	<a href="#">NDTXSPHR</a> .....	310	<a href="#">PEYOTE</a> .....	36
<a href="#">MRTOTFG</a> .....	23	<a href="#">NDTXWANTD</a> .....	311	<a href="#">PEYOTE2</a> .....	136
<a href="#">MTDNPDPAYU</a> .....	139	<a href="#">NDTXYOTH1</a> .....	309	<a href="#">PIPE3ODY</a> .....	16
<a href="#">MTDNPDPYMU</a> .....	144	<a href="#">NDTXYOTH2</a> .....	309	<a href="#">PIPEVER</a> .....	16
<a href="#">MUSRLXAPYU</a> .....	140	<a href="#">NDTXYOTH3</a> .....	309	<a href="#">PIPFLAG</a> .....	124
<a href="#">MUSRLXPYMU</a> .....	145	<a href="#">NDTXYOTH4</a> .....	309	<a href="#">PIPMON</a> .....	124
<a href="#">MXMJPNLT</a> .....	278	<a href="#">NDTXYOTH5</a> .....	309	<a href="#">PNRANYFLAG</a> .....	129
<a href="#">NDFLTXALC</a> .....	344	<a href="#">NDTXYRADG</a> .....	304	<a href="#">PNRANYLIF</a> .....	64
<a href="#">NDFLTXILAL</a> .....	345	<a href="#">NDTXYRALC</a> .....	306	<a href="#">PNRANYREC</a> .....	64
<a href="#">NDFLTXILL</a> .....	345	<a href="#">NDTXYRCOC</a> .....	307	<a href="#">PNRANYR</a> .....	129
<a href="#">NDMORTALC</a> .....	304	<a href="#">NDTXYRHAL</a> .....	307	<a href="#">PNRLCUT1X</a> .....	230
<a href="#">NDMORTCOC</a> .....	305	<a href="#">NDTXYRHER</a> .....	307	<a href="#">PNRLCUTDN</a> .....	230
<a href="#">NDMORTHAL</a> .....	305	<a href="#">NDTXYRINH</a> .....	307	<a href="#">PNRLCUTEV</a> .....	230
<a href="#">NDMORTHER</a> .....	305	<a href="#">NDTXYRMJ</a> .....	306	<a href="#">PNRLEMCTD</a> .....	232
<a href="#">NDMORTINH</a> .....	305	<a href="#">NDTXYRMTH</a> .....	307	<a href="#">PNRLEMOPB</a> .....	231
<a href="#">NDMORTMRJ</a> .....	305	<a href="#">NDTXYROTH</a> .....	309	<a href="#">PNRLEMCTD</a> .....	234
<a href="#">NDMORTMTH</a> .....	305	<a href="#">NDTXYRPNR</a> .....	308	<a href="#">PNRLEMFPP</a> .....	233
<a href="#">NDMORTOTH</a> .....	306	<a href="#">NDTXYRSED</a> .....	308	<a href="#">PNRLGTOVR</a> .....	228
<a href="#">NDMORTPNR</a> .....	305	<a href="#">NDTXYRSTM</a> .....	308	<a href="#">PNRLKPLMT</a> .....	229
<a href="#">NDMORTSED</a> .....	306	<a href="#">NDTXYRTRQ</a> .....	308	<a href="#">PNRLAWTR</a> .....	233
<a href="#">NDMORTSTM</a> .....	306	<a href="#">NEDCOC</a> .....	177	<a href="#">PNRLLIMIT</a> .....	229
<a href="#">NDMORTTRQ</a> .....	306	<a href="#">NEDHER</a> .....	177	<a href="#">PNRLLOTTM</a> .....	228
<a href="#">NDMORTXYR</a> .....	304	<a href="#">NEWRACE2</a> .....	556	<a href="#">PNRLLSACT</a> .....	232
<a href="#">NDMRDKWHR</a> .....	315	<a href="#">NITOXID</a> .....	52	<a href="#">PNRLSEFX</a> .....	229
<a href="#">NDMREFFRT</a> .....	313	<a href="#">NITOXID2</a> .....	137	<a href="#">PNRLNDMOR</a> .....	229
<a href="#">NDMRFNDOU</a> .....	316	<a href="#">NMERTMT2</a> .....	350	<a href="#">PNRLPDANG</a> .....	233
<a href="#">NDMRHANDL</a> .....	315	<a href="#">NMNGTHS2</a> .....	351	<a href="#">PNRLPHCTD</a> .....	232
<a href="#">NDMRJOBNG</a> .....	315	<a href="#">NMVSOEST</a> .....	351	<a href="#">PNRLPHLPB</a> .....	232
<a href="#">NDMRMIMPT</a> .....	316	<a href="#">NMVSOPT2</a> .....	351	<a href="#">PNRSERP</a> .....	233
<a href="#">NDMRNBRNG</a> .....	315	<a href="#">NOBOOKY2</a> .....	271	<a href="#">PNRLWD3SX</a> .....	231
<a href="#">NDMRNOCOV</a> .....	314	<a href="#">NOMARR2</a> .....	549	<a href="#">PNRLWDSMT</a> .....	231
<a href="#">NDMRNOHLP</a> .....	315	<a href="#">NONABOVEV</a> .....	356	<a href="#">PNRMAINRSN</a> .....	157
<a href="#">NDMRNONED</a> .....	315	<a href="#">NRCH17_2</a> .....	569	<a href="#">PNRNAYPM</a> .....	151
<a href="#">NDMRNOTPY</a> .....	314	<a href="#">OPINMMON</a> .....	133	<a href="#">PNRNM30AL</a> .....	71
<a href="#">NDMRNSTOP</a> .....	314	<a href="#">OPINMYR</a> .....	133	<a href="#">PNRNM30D</a> .....	70
<a href="#">NDMRNTIME</a> .....	316	<a href="#">OPMEDYR2</a> .....	531	<a href="#">PNRNM30ES</a> .....	71
<a href="#">NDMROTRSN</a> .....	316	<a href="#">OTCFLAG</a> .....	167	<a href="#">PNRNM30FQ</a> .....	70
<a href="#">NDMRPFULL</a> .....	314	<a href="#">OTDGNDLA</a> .....	172	<a href="#">PNRNIMAGE</a> .....	70
<a href="#">NDMRTSPHR</a> .....	314	<a href="#">OTDGNDLB</a> .....	173	<a href="#">PNRNMFLAG</a> .....	131
<a href="#">NDMRWANTD</a> .....	314	<a href="#">OTDGNDLC</a> .....	174	<a href="#">PNRNMINIT</a> .....	69
<a href="#">NDSSANS</a> .....	262	<a href="#">OTDGNDLD</a> .....	174	<a href="#">PNRNMLAS1</a> .....	73
<a href="#">NDSSDNSP</a> .....	262	<a href="#">OTDGNDLE</a> .....	174	<a href="#">PNRNMLIF</a> .....	68
<a href="#">NDTRNDKWHR</a> .....	347	<a href="#">OTDGNDLRC</a> .....	175	<a href="#">PNRNMFMU</a> .....	70
<a href="#">NDTRNFNDOU</a> .....	347	<a href="#">OTDGNEDL</a> .....	171	<a href="#">PNRNMMON</a> .....	131
<a href="#">NDTRNHANDL</a> .....	347	<a href="#">OTHAEROS</a> .....	53	<a href="#">PNRNMREC</a> .....	69
<a href="#">NDTRNJOBNG</a> .....	347	<a href="#">OTHAEROS2</a> .....	137	<a href="#">PNRNMYFU</a> .....	70
<a href="#">NDTRNMIMPT</a> .....	348	<a href="#">OTHINS</a> .....	579	<a href="#">PNRNMYSR</a> .....	131
<a href="#">NDTRNNBRNG</a> .....	347	<a href="#">OXCNANYR</a> .....	64	<a href="#">PNRNORXFG</a> .....	76
<a href="#">NDTRNNOCOV</a> .....	346	<a href="#">OXCNNMAGE</a> .....	68	<a href="#">PNROTANYR2</a> .....	139
<a href="#">NDTRNNOHLP</a> .....	347	<a href="#">OXCNNMMFU</a> .....	69	<a href="#">PNROTHPYMU2</a> .....	145
<a href="#">NDTRNNONED</a> .....	347	<a href="#">OXCNNMYFU</a> .....	68	<a href="#">PNRRSDGFX</a> .....	75
<a href="#">NDTRNNOTPY</a> .....	346	<a href="#">OXCNNMYR</a> .....	68	<a href="#">PNRRSEMOT</a> .....	74
<a href="#">NDTRNNSTOP</a> .....	346	<a href="#">OXCOPDAPYU</a> .....	138	<a href="#">PNRRSEXT</a> .....	74
<a href="#">NDTRNNTIME</a> .....	347	<a href="#">OXCOPDPYMU</a> .....	143	<a href="#">PNRRSHIGH</a> .....	74
<a href="#">NDTRNPFULL</a> .....	346	<a href="#">OXYCNANYR</a> .....	130	<a href="#">PNRRSHOOK</a> .....	75
<a href="#">NDTRNTSPHR</a> .....	346	<a href="#">OXYCNMYR</a> .....	131	<a href="#">PNRRSMIN</a> .....	76
<a href="#">NDTRNWANTD</a> .....	346	<a href="#">OXYMPDAPYU</a> .....	139	<a href="#">PNRRSOTRS2</a> .....	75
<a href="#">NDTXDKWHR</a> .....	311	<a href="#">OXYMPDPYMU</a> .....	144	<a href="#">PNRRSPAIN</a> .....	73
<a href="#">NDTXEFERT</a> .....	310	<a href="#">PARCHKHW</a> .....	405	<a href="#">PNRRSRELX</a> .....	74
<a href="#">NDTXEFILAL</a> .....	345	<a href="#">PARHLPHW</a> .....	406	<a href="#">PNRRSSLEP</a> .....	74
<a href="#">NDTXEFTALC</a> .....	345	<a href="#">PARLMTSN</a> .....	406	<a href="#">PNRRSSOR</a> .....	75

INDEX

<a href="#">PNRWYGAMT</a> .....	72	<a href="#">SEDANYREC</a> .....	67	<a href="#">SIMHANG2</a> .....	478
<a href="#">PNRWYLNGR</a> .....	72	<a href="#">SEDANYR</a> .....	130	<a href="#">SIMHBRK2</a> .....	477
<a href="#">PNRWYNORX</a> .....	71	<a href="#">SEDMAINRSN</a> .....	160	<a href="#">SIMHDP2</a> .....	477
<a href="#">PNRWYOTFN</a> .....	72	<a href="#">SEDNDAYPM</a> .....	151	<a href="#">SIMHEAT2</a> .....	478
<a href="#">PNRWYOTWY</a> .....	72	<a href="#">SEDNM30AL</a> .....	93	<a href="#">SIMHFEA2</a> .....	477
<a href="#">POVERTY3</a> .....	583	<a href="#">SEDNM30D</a> .....	92	<a href="#">SIMHFIT2</a> .....	478
<a href="#">PRALDLY2</a> .....	407	<a href="#">SEDNM30ES</a> .....	92	<a href="#">SIMHFML2</a> .....	478
<a href="#">PRBSOLV2</a> .....	409	<a href="#">SEDNM30FQ</a> .....	92	<a href="#">SIMHFRD2</a> .....	479
<a href="#">PRCHORE2</a> .....	406	<a href="#">SEDNMAGE</a> .....	91	<a href="#">SIMHMEN2</a> .....	479
<a href="#">PREG</a> .....	363	<a href="#">SEDNMFLAG</a> .....	132	<a href="#">SIMHOTH3</a> .....	480
<a href="#">PREG2</a> .....	363	<a href="#">SEDNMINIT</a> .....	91	<a href="#">SIMHOTP2</a> .....	479
<a href="#">PREGAGE2</a> .....	555	<a href="#">SEDNMLAST</a> .....	94	<a href="#">SIMHSCH2</a> .....	479
<a href="#">PREGNANT</a> .....	349	<a href="#">SEDNMLIF</a> .....	91	<a href="#">SIMHSUI2</a> .....	477
<a href="#">PREGPGM2</a> .....	409	<a href="#">SEDNMMFU</a> .....	92	<a href="#">SMHANGR2</a> .....	484
<a href="#">PREVIOL2</a> .....	409	<a href="#">SEDNMMON</a> .....	132	<a href="#">SMHBRK2</a> .....	484
<a href="#">PRGDJOB2</a> .....	406	<a href="#">SEDNMREC</a> .....	91	<a href="#">SMHDPR2</a> .....	483
<a href="#">PRLMTTV2</a> .....	406	<a href="#">SEDNMYFU</a> .....	92	<a href="#">SMHEAT2</a> .....	484
<a href="#">PRMJEV2</a> .....	407	<a href="#">SEDNMYR</a> .....	132	<a href="#">SMHFEA2</a> .....	484
<a href="#">PRMJMO</a> .....	407	<a href="#">SEDNORXFG</a> .....	96	<a href="#">SMHFITE2</a> .....	485
<a href="#">PROB</a> .....	280	<a href="#">SEDOTANYR2</a> .....	143	<a href="#">SMHFMLY2</a> .....	485
<a href="#">PROBATON</a> .....	275	<a href="#">SEDOHPYMU2</a> .....	148	<a href="#">SMHFRD2</a> .....	485
<a href="#">PROVPDAPYU</a> .....	141	<a href="#">SEDRSDGFX</a> .....	95	<a href="#">SMHMEND2</a> .....	486
<a href="#">PROVPDPYMU</a> .....	147	<a href="#">SEDRSEMOT</a> .....	95	<a href="#">SMHOTH3</a> .....	486
<a href="#">PRPKCIG2</a> .....	407	<a href="#">SEDRSEXPT</a> .....	94	<a href="#">SMHOTPP2</a> .....	485
<a href="#">PRPROUD2</a> .....	406	<a href="#">SEDRSHIGH</a> .....	95	<a href="#">SMHSCHL2</a> .....	486
<a href="#">PRTALK3</a> .....	409	<a href="#">SEDRSHOOK</a> .....	95	<a href="#">SMHSUI2</a> .....	483
<a href="#">PRVDRGO2</a> .....	409	<a href="#">SEDRSMAIN</a> .....	96	<a href="#">SMHVST2</a> .....	476
<a href="#">PRVHLTIN</a> .....	573	<a href="#">SEDRSOTRS2</a> .....	96	<a href="#">SMIPP U</a> .....	422
<a href="#">PRXRETRY</a> .....	571	<a href="#">SEDRSRELX</a> .....	94	<a href="#">SMISUDPY</a> .....	424
<a href="#">PRXYDATA</a> .....	571	<a href="#">SEDRSSLEP</a> .....	95	<a href="#">SMIYR U</a> .....	422
<a href="#">PSILCY</a> .....	37	<a href="#">SEDRSSOR</a> .....	96	<a href="#">SMKAGLAST</a> .....	284
<a href="#">PSILCY2</a> .....	136	<a href="#">SEDVCUTIX</a> .....	246	<a href="#">SMKLSMDAYS</a> .....	149
<a href="#">PSYANYFLAG</a> .....	131	<a href="#">SEDVCUTDN</a> .....	245	<a href="#">SMKLSS30E</a> .....	12
<a href="#">PSYANYR</a> .....	131	<a href="#">SEDVCUTEV</a> .....	246	<a href="#">SMKLSS30N</a> .....	12
<a href="#">PSYCHFLAG</a> .....	133	<a href="#">SEDVEMCTD</a> .....	247	<a href="#">SMKLSSEVR</a> .....	11
<a href="#">PSYCHMON</a> .....	133	<a href="#">SEDVEMOPB</a> .....	247	<a href="#">SMKLSSFLAG</a> .....	124
<a href="#">PSYCHYR</a> .....	133	<a href="#">SEDVFMCTD</a> .....	249	<a href="#">SMKLSSMFU</a> .....	11
<a href="#">QUARTER</a> .....	548	<a href="#">SEDVFMFPB</a> .....	249	<a href="#">SMKLSSMON</a> .....	125
<a href="#">QUESTID2</a> .....	3	<a href="#">SEDVVGTOVR</a> .....	244	<a href="#">SMKLSSREC</a> .....	12
<a href="#">RCVMHASPTX</a> .....	387	<a href="#">SEDVKPLMT</a> .....	245	<a href="#">SMKLSSTRY</a> .....	11
<a href="#">RCVMHNSPTX</a> .....	387	<a href="#">SEDVLAWTR</a> .....	249	<a href="#">SMKLSYFU</a> .....	11
<a href="#">RCVMHOSPTX</a> .....	387	<a href="#">SEDVLIMIT</a> .....	245	<a href="#">SMKLSYR</a> .....	125
<a href="#">RCVSPTXNMH</a> .....	387	<a href="#">SEDVLOTTM</a> .....	244	<a href="#">SMKMOLAST</a> .....	285
<a href="#">RCVYMHPRB</a> .....	531	<a href="#">SEDVLSACT</a> .....	248	<a href="#">SMKYRLAST</a> .....	284
<a href="#">RCVYSUBPRB</a> .....	531	<a href="#">SEDVLSEFX</a> .....	245	<a href="#">SMMIYR U</a> .....	423
<a href="#">RESIDVST</a> .....	475	<a href="#">SEDVNDMOR</a> .....	245	<a href="#">SNFAMJEV</a> .....	388
<a href="#">RKFQDBLT</a> .....	183	<a href="#">SEDVPDANG</a> .....	248	<a href="#">SNRLDCSN</a> .....	389
<a href="#">RKFQPBTL</a> .....	183	<a href="#">SEDVPHCTD</a> .....	248	<a href="#">SNRLFRND</a> .....	389
<a href="#">RLGATTD</a> .....	410	<a href="#">SEDVPHLPB</a> .....	247	<a href="#">SNRLGIMP</a> .....	389
<a href="#">RLGDSCN</a> .....	410	<a href="#">SEDVSERPB</a> .....	248	<a href="#">SNRLGSVC</a> .....	389
<a href="#">RLGFRND</a> .....	410	<a href="#">SEDVWDISX</a> .....	246	<a href="#">SNYATTAK</a> .....	388
<a href="#">RLGIMPT</a> .....	410	<a href="#">SEDVWDSMT</a> .....	247	<a href="#">SNYSELL</a> .....	388
<a href="#">RSKBNGDLY</a> .....	181	<a href="#">SEDWYGAMT</a> .....	93	<a href="#">SNYSTOLE</a> .....	388
<a href="#">RSKBNGWK</a> .....	181	<a href="#">SEDWYLNGR</a> .....	93	<a href="#">SOLVENT</a> .....	52
<a href="#">RSKCIGPKD</a> .....	179	<a href="#">SEDWYNORX</a> .....	93	<a href="#">SOLVENT2</a> .....	137
<a href="#">RSKCOCMON</a> .....	180	<a href="#">SEDWYOTFN</a> .....	93	<a href="#">SOMAPDAPYU</a> .....	140
<a href="#">RSKCOCWK</a> .....	181	<a href="#">SEDWYOTWY</a> .....	94	<a href="#">SOMAPDPYMU</a> .....	146
<a href="#">RSKHERRY</a> .....	180	<a href="#">SERVICE</a> .....	549	<a href="#">SOMHANGR</a> .....	481
<a href="#">RSKHERRK</a> .....	180	<a href="#">SEXAGE</a> .....	556	<a href="#">SOMHBRK</a> .....	481
<a href="#">RSKLSDRY</a> .....	180	<a href="#">SEXTRACT</a> .....	551	<a href="#">SOMHDPR</a> .....	480
<a href="#">RSKLSDWK</a> .....	180	<a href="#">SEXIDENT</a> .....	552	<a href="#">SOMHEAT</a> .....	481
<a href="#">RSKMRJMON</a> .....	179	<a href="#">SEXRACE</a> .....	556	<a href="#">SOMHFEA</a> .....	480
<a href="#">RSKMRJWK</a> .....	179	<a href="#">SHSWANGR</a> .....	487	<a href="#">SOMHFITE</a> .....	481
<a href="#">RSKYFQDGR</a> .....	183	<a href="#">SHSWBRK</a> .....	487	<a href="#">SOMHFMLY</a> .....	482
<a href="#">RSKYFQTES</a> .....	183	<a href="#">SHSWDPR</a> .....	487	<a href="#">SOMHFRND</a> .....	482
<a href="#">RSNMRJMO</a> .....	188	<a href="#">SHSWEAT</a> .....	487	<a href="#">SOMHMEND</a> .....	483
<a href="#">RSNOMRJ</a> .....	188	<a href="#">SHSWFEA</a> .....	487	<a href="#">SOMHOTH2</a> .....	483
<a href="#">SALVIADIV</a> .....	37	<a href="#">SHSWFITE</a> .....	487	<a href="#">SOMHOTPP</a> .....	482
<a href="#">SALVIAFLAG</a> .....	128	<a href="#">SHSWFMLY</a> .....	487	<a href="#">SOMHSCHL</a> .....	482
<a href="#">SALVIAMON</a> .....	129	<a href="#">SHSWFRND</a> .....	487	<a href="#">SOMHSUI</a> .....	480
<a href="#">SALVIAREC</a> .....	50	<a href="#">SHSWMEND</a> .....	488	<a href="#">SPDMON</a> .....	419
<a href="#">SALVIAZR</a> .....	128	<a href="#">SHSWOTH2</a> .....	488	<a href="#">SPDYR</a> .....	420
<a href="#">SCHFELT</a> .....	405	<a href="#">SHSWOTPP</a> .....	487	<a href="#">SPEAKENGL</a> .....	552
<a href="#">SEDANYFLAG</a> .....	130	<a href="#">SHSWSCHL</a> .....	488	<a href="#">SPINVST2</a> .....	476
<a href="#">SEDANYLIF</a> .....	67	<a href="#">SHWSWUI</a> .....	486	<a href="#">SPOUTVST</a> .....	476

INDEX

<a href="#">SPPAINT</a> .....	53	<a href="#">STMWYNORX</a> .....	85	<a href="#">TROOTHPYMU2</a> .....	146
<a href="#">SPPAINT2</a> .....	137	<a href="#">STMWYOFN</a> .....	86	<a href="#">TRQRSDGFX</a> .....	81
<a href="#">SRCCLFRPNR</a> .....	163	<a href="#">STMWYOTWY</a> .....	86	<a href="#">TRQRSEMOT</a> .....	81
<a href="#">SRCCLFRSED</a> .....	163	<a href="#">STNDALC</a> .....	405	<a href="#">TRQRSEXT</a> .....	80
<a href="#">SRCCLFRSTM</a> .....	163	<a href="#">STNDDNK</a> .....	405	<a href="#">TRQRSHIGH</a> .....	81
<a href="#">SRCCLFRTRQ</a> .....	163	<a href="#">STNDSCIG</a> .....	405	<a href="#">TRQRSHOOK</a> .....	81
<a href="#">SRCFRPNRNM</a> .....	162	<a href="#">STNDSMJ</a> .....	405	<a href="#">TRQRSMAN</a> .....	82
<a href="#">SRCFRSEDNM</a> .....	163	<a href="#">SUICPLAN</a> .....	418	<a href="#">TRQRSOTRS2</a> .....	82
<a href="#">SRCFRSTMNM</a> .....	163	<a href="#">SUICTHKN</a> .....	418	<a href="#">TRQRSRELX</a> .....	80
<a href="#">SRCFRTRQNM</a> .....	163	<a href="#">SUICTRY</a> .....	418	<a href="#">TRQRSSLEP</a> .....	81
<a href="#">SRCPNRNM2</a> .....	161	<a href="#">SVBENZAPYU</a> .....	142	<a href="#">TRQRSSOR</a> .....	82
<a href="#">SRCSEDNM2</a> .....	162	<a href="#">SVBENZPYMU</a> .....	147	<a href="#">TROWYGAMT</a> .....	79
<a href="#">SRCSTMNM2</a> .....	161	<a href="#">TALKPROB</a> .....	408	<a href="#">TRQWYLNGR</a> .....	79
<a href="#">SRCTRQNM2</a> .....	161	<a href="#">TCHGJOB</a> .....	405	<a href="#">TROWYNORX</a> .....	79
<a href="#">STDANYR</a> .....	354	<a href="#">TEMAPDAPYU</a> .....	142	<a href="#">TRQWYOFTN</a> .....	79
<a href="#">STIMCUTIX</a> .....	240	<a href="#">THERVST</a> .....	475	<a href="#">TRQWYOTWY</a> .....	80
<a href="#">STIMCUTDN</a> .....	240	<a href="#">TOBALCFLG</a> .....	135	<a href="#">TXALDAGE</a> .....	328
<a href="#">STIMCUTEV</a> .....	240	<a href="#">TOBALCMN</a> .....	136	<a href="#">TXALCDRGU</a> .....	328
<a href="#">STIMEMCTD</a> .....	242	<a href="#">TOBALCYR</a> .....	136	<a href="#">TXALCONAG</a> .....	327
<a href="#">STIMEMOPB</a> .....	242	<a href="#">TOBFLAG</a> .....	125	<a href="#">TXALCONLY</a> .....	326
<a href="#">STIMFLBLU</a> .....	241	<a href="#">TOBMON</a> .....	125	<a href="#">TXCURRENT</a> .....	304
<a href="#">STIMFMCTD</a> .....	244	<a href="#">TOBYR</a> .....	125	<a href="#">TXDRGAAGE</a> .....	328
<a href="#">STIMFMFPB</a> .....	244	<a href="#">TOOLONG</a> .....	584	<a href="#">TXDRGALCU</a> .....	328
<a href="#">STIMGTOVR</a> .....	239	<a href="#">TQSDANYFLG</a> .....	130	<a href="#">TXDRGONAG</a> .....	327
<a href="#">STIMKPLMT</a> .....	239	<a href="#">TQSDANYR</a> .....	130	<a href="#">TXDRGONLY</a> .....	327
<a href="#">STIMLAWTR</a> .....	243	<a href="#">TQSDNMFLAG</a> .....	132	<a href="#">TXENRLOCT</a> .....	326
<a href="#">STIMLIMIT</a> .....	239	<a href="#">TQSDNMMON</a> .....	133	<a href="#">TXEVRRCDV</a> .....	298
<a href="#">STIMLOTTM</a> .....	238	<a href="#">TQSDNMYR</a> .....	132	<a href="#">TXEVRRCDV2</a> .....	333
<a href="#">STIMLSACT</a> .....	243	<a href="#">TRAMPDAPYU</a> .....	138	<a href="#">TXFGADAGE</a> .....	331
<a href="#">STIMLSEFX</a> .....	240	<a href="#">TRAMPDPYMU</a> .....	143	<a href="#">TXFGALAGE</a> .....	331
<a href="#">STIMNDMOR</a> .....	239	<a href="#">TRBENZAPYU</a> .....	139	<a href="#">TXFGDGAGE</a> .....	331
<a href="#">STIMPDANG</a> .....	243	<a href="#">TRBENZPYMU</a> .....	145	<a href="#">TXLTCURRSP</a> .....	340
<a href="#">STIMPHCTD</a> .....	242	<a href="#">TRIAPDAPYU</a> .....	142	<a href="#">TXLTYALCO</a> .....	317
<a href="#">STIMPHLPB</a> .....	242	<a href="#">TRIMEST</a> .....	363	<a href="#">TXLTYALCO2</a> .....	334
<a href="#">STIMSERPB</a> .....	243	<a href="#">TROUBUND</a> .....	584	<a href="#">TXLTYCOCN</a> .....	318
<a href="#">STIMWD2SX</a> .....	241	<a href="#">TROANYFLAG</a> .....	130	<a href="#">TXLTYCOCN2</a> .....	334
<a href="#">STIMWDSMT</a> .....	241	<a href="#">TROANYLIF</a> .....	65	<a href="#">TXLTYDAYS2</a> .....	322
<a href="#">STMANYFLAG</a> .....	130	<a href="#">TROANYREC</a> .....	65	<a href="#">TXLTYHALL</a> .....	319
<a href="#">STMANYLIF</a> .....	66	<a href="#">TROANYR</a> .....	130	<a href="#">TXLTYHALL2</a> .....	334
<a href="#">STMANYREC</a> .....	66	<a href="#">TROLCUTDN</a> .....	235	<a href="#">TXLTYHERN</a> .....	318
<a href="#">STMANYR</a> .....	130	<a href="#">TROLCUTEV</a> .....	236	<a href="#">TXLTYHERN2</a> .....	334
<a href="#">STMMAINRSN</a> .....	159	<a href="#">TROLEMCTD</a> .....	236	<a href="#">TXLTYILL</a> .....	335
<a href="#">STMNDAYPM</a> .....	151	<a href="#">TROLEMOPB</a> .....	236	<a href="#">TXLTYINHL</a> .....	319
<a href="#">STMNDLREC</a> .....	86	<a href="#">TROLFMCTD</a> .....	238	<a href="#">TXLTYINHL2</a> .....	334
<a href="#">STMNDLYR</a> .....	86	<a href="#">TROLFMFPB</a> .....	238	<a href="#">TXLTYMAIN2</a> .....	321
<a href="#">STMNM30AL</a> .....	85	<a href="#">TROLGTOVR</a> .....	234	<a href="#">TXLTYMETH</a> .....	319
<a href="#">STMNM30D</a> .....	84	<a href="#">TROLKPLMT</a> .....	235	<a href="#">TXLTYMETH2</a> .....	334
<a href="#">STMNM30ES</a> .....	85	<a href="#">TROQLAWTR</a> .....	238	<a href="#">TXLTYMNPL2</a> .....	317
<a href="#">STMNM30FQ</a> .....	84	<a href="#">TROQLIMIT</a> .....	234	<a href="#">TXLTYMRJH</a> .....	318
<a href="#">STMNMAGE</a> .....	83	<a href="#">TROQLLOTTM</a> .....	234	<a href="#">TXLTYMRJH2</a> .....	334
<a href="#">STMNMFLAG</a> .....	132	<a href="#">TROQLSACT</a> .....	237	<a href="#">TXLTYOCOM2</a> .....	321
<a href="#">STMNMINIT</a> .....	83	<a href="#">TROQLSEFT</a> .....	235	<a href="#">TXLTYOTHR</a> .....	321
<a href="#">STMNMLAS1</a> .....	87	<a href="#">TROQLNDMOR</a> .....	235	<a href="#">TXLTYPNRL</a> .....	319
<a href="#">STMNMLIF</a> .....	83	<a href="#">TROQLPDANG</a> .....	237	<a href="#">TXLTYPNRL2</a> .....	334
<a href="#">STMNMMFU</a> .....	84	<a href="#">TROQLPHCTD</a> .....	237	<a href="#">TXLTYSEDV</a> .....	320
<a href="#">STMNMMON</a> .....	132	<a href="#">TROQLPHLPB</a> .....	236	<a href="#">TXLTYSEDV2</a> .....	335
<a href="#">STMNMREC</a> .....	83	<a href="#">TROQLSERPB</a> .....	237	<a href="#">TXLTYSTIM</a> .....	320
<a href="#">STMNMYFU</a> .....	84	<a href="#">TRQMAINRSN</a> .....	158	<a href="#">TXLTYSTIM2</a> .....	335
<a href="#">STMNMYR</a> .....	132	<a href="#">TRQNDAYPM</a> .....	151	<a href="#">TXLTYTROL</a> .....	320
<a href="#">STMNORXFG</a> .....	90	<a href="#">TRQNM30AL</a> .....	79	<a href="#">TXLTYTROL2</a> .....	334
<a href="#">STMOTANYR2</a> .....	141	<a href="#">TRQNM30D</a> .....	78	<a href="#">TXPAYBOSS</a> .....	324
<a href="#">STMOTHPYMU2</a> .....	147	<a href="#">TRQNM30ES</a> .....	78	<a href="#">TXPAYBOSS2</a> .....	336
<a href="#">STMRSALRT</a> .....	88	<a href="#">TRQNM30FQ</a> .....	78	<a href="#">TXPAYCOUR</a> .....	324
<a href="#">STMRSCONC</a> .....	87	<a href="#">TRQNMAGE</a> .....	77	<a href="#">TXPAYCOUR2</a> .....	336
<a href="#">STMRSDGFX</a> .....	88	<a href="#">TRQNMFLAG</a> .....	131	<a href="#">TXPAYFAML</a> .....	323
<a href="#">STMRSSEXT</a> .....	88	<a href="#">TRQNMINIT</a> .....	77	<a href="#">TXPAYFAML2</a> .....	335
<a href="#">STMRSHIGH</a> .....	88	<a href="#">TRQNMMLAS1</a> .....	80	<a href="#">TXPAYFREE</a> .....	325
<a href="#">STMRSHOOK</a> .....	89	<a href="#">TRQNMMLIF</a> .....	77	<a href="#">TXPAYHINS</a> .....	322
<a href="#">STMRSMAIN</a> .....	89	<a href="#">TRQNMFMFU</a> .....	78	<a href="#">TXPAYHINS2</a> .....	335
<a href="#">STMRSOTRS2</a> .....	89	<a href="#">TRQNMMON</a> .....	132	<a href="#">TXPAYMCAD</a> .....	323
<a href="#">STMRSSOR</a> .....	89	<a href="#">TRQNMREC</a> .....	77	<a href="#">TXPAYMCAD2</a> .....	335
<a href="#">STMRSSTDY</a> .....	88	<a href="#">TRQNMRYFU</a> .....	78	<a href="#">TXPAYMCRE</a> .....	322
<a href="#">STMRSWGHT</a> .....	87	<a href="#">TRQNMYSR</a> .....	131	<a href="#">TXPAYMCRE2</a> .....	335
<a href="#">STMWYGAMT</a> .....	85	<a href="#">TRQNNORXFG</a> .....	82	<a href="#">TXPAYMILT</a> .....	324
<a href="#">STMWYLNGR</a> .....	86	<a href="#">TROOTANYR2</a> .....	140	<a href="#">TXPAYMILT2</a> .....	336



INDEX

<a href="#">TXPAYOTHR</a> .....	325	<a href="#">TXYROUTAL</a> .....	341	<a href="#">WRKNJBPYR</a> .....	564
<a href="#">TXPAYOTSP2</a> .....	325	<a href="#">TXYROUTIL</a> .....	342	<a href="#">WRKNJBWKS</a> .....	564
<a href="#">TXPAYPUBL</a> .....	323	<a href="#">TXYROUTPT</a> .....	300	<a href="#">WRKNUMJOB2</a> .....	564
<a href="#">TXPAYPUBL2</a> .....	335	<a href="#">TXYROUTPT2</a> .....	343	<a href="#">WRKOKPREH</a> .....	567
<a href="#">TXPAYSVNG</a> .....	323	<a href="#">TXYRPRIAD</a> .....	302	<a href="#">WRKOKRAND</a> .....	567
<a href="#">TXPAYSVNG2</a> .....	335	<a href="#">TXYRPRIAL</a> .....	341	<a href="#">WRKRSNJOB</a> .....	563
<a href="#">TXPDBOSSAL</a> .....	337	<a href="#">TXYRPRIIL</a> .....	342	<a href="#">WRKRSNNOT</a> .....	563
<a href="#">TXPDBOSSIL</a> .....	338	<a href="#">TXYRPRISN</a> .....	302	<a href="#">WRKSELFEM</a> .....	564
<a href="#">TXPDCOURAL</a> .....	336	<a href="#">TXYRPRISN2</a> .....	343	<a href="#">WRKSICKMO</a> .....	565
<a href="#">TXPDCOURIL</a> .....	337	<a href="#">TXYRRECVD</a> .....	298	<a href="#">WRKSKIPMO</a> .....	565
<a href="#">TXPDFAMLAL</a> .....	336	<a href="#">TXYRRECVD2</a> .....	333	<a href="#">WRKSTATWK2</a> .....	562
<a href="#">TXPDFAMLIL</a> .....	337	<a href="#">TXYRRESAD</a> .....	299	<a href="#">WRKTST1ST</a> .....	567
<a href="#">TXPDHINSAL</a> .....	336	<a href="#">TXYRRESAL</a> .....	341	<a href="#">WRKTSTALC</a> .....	566
<a href="#">TXPDHINSIL</a> .....	337	<a href="#">TXYRRESIL</a> .....	342	<a href="#">WRKTSTDRG</a> .....	566
<a href="#">TXPDMCADAL</a> .....	336	<a href="#">TXYRRESOV</a> .....	299	<a href="#">WRKTSTHIR</a> .....	567
<a href="#">TXPDMCADIL</a> .....	337	<a href="#">TXYRRESOV2</a> .....	343	<a href="#">WRKTSTRDM</a> .....	567
<a href="#">TXPDMCREAL</a> .....	336	<a href="#">TXYRSLFAD</a> .....	302	<a href="#">WSPDSC2</a> .....	421
<a href="#">TXPDMCREIL</a> .....	337	<a href="#">TXYRSLFAL</a> .....	341	<a href="#">WTANSWER</a> .....	350
<a href="#">TXPDMILTAL</a> .....	337	<a href="#">TXYRSLFHP</a> .....	302	<a href="#">WTPOUND2</a> .....	350
<a href="#">TXPDMILTIL</a> .....	337	<a href="#">TXYRSLFHP2</a> .....	343	<a href="#">YALTMDE</a> .....	513
<a href="#">TXPDPUBLAL</a> .....	336	<a href="#">TXYRSLFIL</a> .....	342	<a href="#">YCLIN</a> .....	472
<a href="#">TXPDPUBLIL</a> .....	337	<a href="#">TXYRSPALC</a> .....	338	<a href="#">YCOUNMDE</a> .....	512
<a href="#">TXPDSVNGAL</a> .....	336	<a href="#">TXYRSPILAL</a> .....	340	<a href="#">YDAYTRT</a> .....	472
<a href="#">TXPDSVNGIL</a> .....	337	<a href="#">TXYRSPILL</a> .....	338	<a href="#">YDOCMDE</a> .....	511
<a href="#">TXRCVDREC</a> .....	316	<a href="#">TXYSILANAL</a> .....	340	<a href="#">YEATNDYR</a> .....	390
<a href="#">TXSHGALDB</a> .....	332	<a href="#">TXYSPALNIL</a> .....	339	<a href="#">YECOMACT</a> .....	401
<a href="#">TXSHGFLAG</a> .....	332	<a href="#">TXYSPILNAL</a> .....	340	<a href="#">YEDECLAS</a> .....	402
<a href="#">TXSHGWENT</a> .....	331	<a href="#">UADBAR</a> .....	527	<a href="#">YEDERGLR</a> .....	402
<a href="#">TXYALDAAG</a> .....	330	<a href="#">UADBUND</a> .....	529	<a href="#">YEDESPCL</a> .....	402
<a href="#">TXYALDDAG</a> .....	330	<a href="#">UADBWHO</a> .....	528	<a href="#">YEDGPRGP</a> .....	400
<a href="#">TXYALODAG</a> .....	329	<a href="#">UADCAG</a> .....	529	<a href="#">YEFAIACT</a> .....	401
<a href="#">TXYALODRG</a> .....	329	<a href="#">UADCAR</a> .....	527	<a href="#">YEFALDLY</a> .....	398
<a href="#">TXYALONAG</a> .....	329	<a href="#">UADEVNT</a> .....	527	<a href="#">YEFMJEVR</a> .....	398
<a href="#">TXYDROAAG</a> .....	330	<a href="#">UADFRD</a> .....	530	<a href="#">YEFMJMO</a> .....	398
<a href="#">TXYDROALC</a> .....	330	<a href="#">UADFWHO</a> .....	529	<a href="#">YEFPKCIG</a> .....	398
<a href="#">TXYDRONAG</a> .....	329	<a href="#">UADHOME</a> .....	527	<a href="#">YEGALDLY</a> .....	398
<a href="#">TXYNSPILAL</a> .....	346	<a href="#">UADMONY</a> .....	528	<a href="#">YEGMJEVR</a> .....	397
<a href="#">TXYRALC</a> .....	333	<a href="#">UADOTHM</a> .....	527	<a href="#">YEGMJMO</a> .....	397
<a href="#">TXYRALDGB</a> .....	298	<a href="#">UADOTSP</a> .....	528	<a href="#">YEGPKCIG</a> .....	397
<a href="#">TXYRALNIL</a> .....	333	<a href="#">UADPAID</a> .....	528	<a href="#">YEHMSLYR</a> .....	390
<a href="#">TXYRDRPAD</a> .....	301	<a href="#">UADPEOP</a> .....	527	<a href="#">YELSTGRD</a> .....	391
<a href="#">TXYRDRPAL</a> .....	341	<a href="#">UADPLACE</a> .....	529	<a href="#">YEOTHACT</a> .....	402
<a href="#">TXYRDRPIL</a> .....	342	<a href="#">UADPUBL</a> .....	527	<a href="#">YEPALDLY</a> .....	397
<a href="#">TXYRDRPRV</a> .....	301	<a href="#">UADROTH</a> .....	528	<a href="#">YEPCHKHW</a> .....	393
<a href="#">TXYRDRPRV2</a> .....	343	<a href="#">UADSCHL</a> .....	528	<a href="#">YEPCHORE</a> .....	393
<a href="#">TXYREMRAD</a> .....	301	<a href="#">UDPYHAL</a> .....	268	<a href="#">YEPGDJOB</a> .....	394
<a href="#">TXYREMRAL</a> .....	341	<a href="#">UDPYHRPNR</a> .....	269	<a href="#">YEPHLPHW</a> .....	393
<a href="#">TXYREMRGN</a> .....	301	<a href="#">UDPYIEM</a> .....	270	<a href="#">YEPLMTSN</a> .....	394
<a href="#">TXYREMRGN2</a> .....	343	<a href="#">UDPYILAAL</a> .....	270	<a href="#">YEPLMTTV</a> .....	393
<a href="#">TXYREMRIL</a> .....	342	<a href="#">UDPYILAL</a> .....	270	<a href="#">YEPMJEVR</a> .....	396
<a href="#">TXYRERDRG</a> .....	303	<a href="#">UDPYILL</a> .....	270	<a href="#">YEPMJMO</a> .....	397
<a href="#">TXYRERNUM2</a> .....	304	<a href="#">UDPYINH</a> .....	269	<a href="#">YEPKPKCIG</a> .....	396
<a href="#">TXYRHOSAD</a> .....	299	<a href="#">UDPYMTH</a> .....	269	<a href="#">YEPPROUD</a> .....	394
<a href="#">TXYRHOSAL</a> .....	341	<a href="#">UDPYOPI</a> .....	269	<a href="#">YEPBBSLV</a> .....	400
<a href="#">TXYRHOSIL</a> .....	342	<a href="#">UDPYPNR</a> .....	269	<a href="#">YEPRGSTD</a> .....	401
<a href="#">TXYRHOSOV</a> .....	299	<a href="#">UDPYPSY</a> .....	269	<a href="#">YEPRTDNG</a> .....	400
<a href="#">TXYRHOSOV2</a> .....	343	<a href="#">UDPYSED</a> .....	269	<a href="#">YEPVNTYR</a> .....	403
<a href="#">TXYRILANAL</a> .....	334	<a href="#">UDPYSTM</a> .....	269	<a href="#">YERLDCSN</a> .....	403
<a href="#">TXYRILL</a> .....	333	<a href="#">UDPYTRQ</a> .....	269	<a href="#">YERLFRND</a> .....	404
<a href="#">TXYRILNAL</a> .....	333	<a href="#">UDPYTRQSED</a> .....	269	<a href="#">YERLGIMP</a> .....	403
<a href="#">TXYRMHCAD</a> .....	300	<a href="#">VEREP</a> .....	588	<a href="#">YERLGVC</a> .....	403
<a href="#">TXYRMHCAL</a> .....	341	<a href="#">VESTR</a> .....	588	<a href="#">YESCHACT</a> .....	401
<a href="#">TXYRMHCIL</a> .....	342	<a href="#">WHODASC2</a> .....	421	<a href="#">YESCHFLT</a> .....	390
<a href="#">TXYRMHCOP</a> .....	300	<a href="#">WHODASC3</a> .....	421	<a href="#">YESCHIMP</a> .....	391
<a href="#">TXYRMHCOP2</a> .....	343	<a href="#">WRK35WKUS</a> .....	563	<a href="#">YESCHINT</a> .....	391
<a href="#">TXYRNDALC</a> .....	344	<a href="#">WRKDHRSWK2</a> .....	562	<a href="#">YESCHWRK</a> .....	390
<a href="#">TXYRNDILAL</a> .....	344	<a href="#">WRKDPSTWK</a> .....	562	<a href="#">YESLFHLP</a> .....	400
<a href="#">TXYRNDILL</a> .....	344	<a href="#">WRKDPSTYR</a> .....	564	<a href="#">YESTSALC</a> .....	392
<a href="#">TXYRNOSPAL</a> .....	345	<a href="#">WRKDRGALB</a> .....	566	<a href="#">YESTSCIG</a> .....	392
<a href="#">TXYRNOSPIL</a> .....	346	<a href="#">WRKDRGEDU</a> .....	566	<a href="#">YESTSDNK</a> .....	392
<a href="#">TXYRONDTX</a> .....	326	<a href="#">WRKDRGHLP</a> .....	566	<a href="#">YESTSMJ</a> .....	392
<a href="#">TXYROTHAD</a> .....	303	<a href="#">WRKDRGPOL</a> .....	565	<a href="#">YETCGJOB</a> .....	391
<a href="#">TXYROTHER</a> .....	303	<a href="#">WRKEFFORT</a> .....	563	<a href="#">YETLKBGF</a> .....	399
<a href="#">TXYROTHTSP2</a> .....	303	<a href="#">WRKHADJOB</a> .....	562	<a href="#">YETLKNON</a> .....	399
<a href="#">TXYROUTAD</a> .....	300	<a href="#">WRKLASTYR2</a> .....	565	<a href="#">YETLKOTA</a> .....	399

INDEX

<a href="#">YETLKPAR</a> .....	399	<a href="#">YOPSDAYS</a> .....	506	<a href="#">YUDYEATP</a> .....	456
<a href="#">YETLKSOP</a> .....	399	<a href="#">YOPSHMGT</a> .....	504	<a href="#">YUDYFEAR</a> .....	456
<a href="#">YEVIOPRV</a> .....	400	<a href="#">YOPSRELS</a> .....	505	<a href="#">YUDYFITE</a> .....	457
<a href="#">YEYARGUP</a> .....	394	<a href="#">YOPSSOC</a> .....	505	<a href="#">YUDYFMLY</a> .....	457
<a href="#">YEYATTAK</a> .....	396	<a href="#">YOPSWORK</a> .....	505	<a href="#">YUDYFRND</a> .....	457
<a href="#">YEYFGTGP</a> .....	395	<a href="#">YOPSYCH</a> .....	507	<a href="#">YUDYOTPP</a> .....	457
<a href="#">YEYFGTSW</a> .....	395	<a href="#">YOPSYMD</a> .....	507	<a href="#">YUDYSCHL</a> .....	457
<a href="#">YEYHGUN</a> .....	395	<a href="#">YORELIG</a> .....	508	<a href="#">YUDYSOR</a> .....	457
<a href="#">YEYSELL</a> .....	395	<a href="#">YORX12MO</a> .....	508	<a href="#">YUDYSUIC</a> .....	456
<a href="#">YEYSTOLE</a> .....	396	<a href="#">YORXHLP</a> .....	509	<a href="#">YUDYTXN2</a> .....	455
<a href="#">YFLADLY2</a> .....	408	<a href="#">YORXNOW</a> .....	508	<a href="#">YUDYTXYR</a> .....	455
<a href="#">YFLMJMO</a> .....	408	<a href="#">YOSEEDOC</a> .....	506	<a href="#">YUFCANGR</a> .....	454
<a href="#">YFLPKCG2</a> .....	407	<a href="#">YOSELL2</a> .....	407	<a href="#">YUFCARN2</a> .....	453
<a href="#">YFLTMRJ2</a> .....	408	<a href="#">YOSOCWRK</a> .....	507	<a href="#">YUFCARYR</a> .....	453
<a href="#">YFOST</a> .....	472	<a href="#">YOSTOLE2</a> .....	407	<a href="#">YUFCBKRU</a> .....	454
<a href="#">YHBCHMDE</a> .....	512	<a href="#">YOTHMDE</a> .....	513	<a href="#">YUFCDEPR</a> .....	453
<a href="#">YHLTMD</a> .....	513	<a href="#">YOTMTHLP</a> .....	509	<a href="#">YUFCEATP</a> .....	454
<a href="#">YHOME</a> .....	472	<a href="#">YOTMTNOW</a> .....	508	<a href="#">YUFCFEAR</a> .....	453
<a href="#">YHOSP</a> .....	472	<a href="#">YOWRAGE</a> .....	495	<a href="#">YUFCFITE</a> .....	454
<a href="#">YJAIL</a> .....	473	<a href="#">YOWRCHR</a> .....	494	<a href="#">YUFCFMLY</a> .....	454
<a href="#">YMDEAUDPY</a> .....	511	<a href="#">YOWRCONC</a> .....	500	<a href="#">YUFCFRND</a> .....	454
<a href="#">YMDEHARX</a> .....	514	<a href="#">YOWRDBTR</a> .....	501	<a href="#">YUFCOTPP</a> .....	455
<a href="#">YMDEHPO</a> .....	513	<a href="#">YOWRDCSN</a> .....	500	<a href="#">YUFCSCHL</a> .....	455
<a href="#">YMDEHPRX</a> .....	513	<a href="#">YOWRDEPR</a> .....	495	<a href="#">YUFCSOR</a> .....	455
<a href="#">YMDEIMAUD</a> .....	515	<a href="#">YOWRDIET</a> .....	498	<a href="#">YUFCSUIC</a> .....	453
<a href="#">YMDEIMIUD</a> .....	515	<a href="#">YOWRDISC</a> .....	496	<a href="#">YUFDANGR</a> .....	467
<a href="#">YMDEIMUDPY</a> .....	515	<a href="#">YOWRDLT</a> .....	500	<a href="#">YUFDDBKR</a> .....	466
<a href="#">YMDEIUDPY</a> .....	511	<a href="#">YOWRDST</a> .....	494	<a href="#">YUFDDEPR</a> .....	466
<a href="#">YMDEL</a> .....	510	<a href="#">YOWRELES</a> .....	496	<a href="#">YUFDEATP</a> .....	467
<a href="#">YMDERXO2</a> .....	513	<a href="#">YOWREMOR</a> .....	496	<a href="#">YUFDPEAR</a> .....	466
<a href="#">YMDETXRX</a> .....	511	<a href="#">YOWRENRG</a> .....	498	<a href="#">YUFDFFITE</a> .....	467
<a href="#">YMDEUDPY</a> .....	511	<a href="#">YOWRGAIN</a> .....	497	<a href="#">YUFDFMLY</a> .....	467
<a href="#">YMDEYR</a> .....	511	<a href="#">YOWRGNL2</a> .....	497	<a href="#">YUFDFRND</a> .....	467
<a href="#">YMHASPTX</a> .....	491	<a href="#">YOWRGROW</a> .....	497	<a href="#">YUFDOCN2</a> .....	466
<a href="#">YMHNSPTX</a> .....	490	<a href="#">YOWRHRS</a> .....	494	<a href="#">YUFDOCYR</a> .....	465
<a href="#">YMHOSPTX</a> .....	490	<a href="#">YOWRIMP</a> .....	494	<a href="#">YUFDOTPP</a> .....	467
<a href="#">YNURSMDE</a> .....	512	<a href="#">YOWRJINO</a> .....	499	<a href="#">YUFDOSCHL</a> .....	468
<a href="#">YO MDEA1</a> .....	501	<a href="#">YOWRJITT</a> .....	499	<a href="#">YUFDORS</a> .....	468
<a href="#">YO MDEA2</a> .....	501	<a href="#">YOWRLOSE</a> .....	497	<a href="#">YUFDOSUIC</a> .....	466
<a href="#">YO MDEA3</a> .....	502	<a href="#">YOWRLSIN</a> .....	496	<a href="#">YUHOANGR</a> .....	449
<a href="#">YO MDEA4</a> .....	502	<a href="#">YOWRLSL2</a> .....	498	<a href="#">YUHOBKR</a> .....	449
<a href="#">YO MDEA5</a> .....	502	<a href="#">YOWRNOGD</a> .....	500	<a href="#">YUHODEPR</a> .....	448
<a href="#">YO MDEA6</a> .....	502	<a href="#">YOWRPLSR</a> .....	496	<a href="#">YUHOEATP</a> .....	449
<a href="#">YO MDEA7</a> .....	502	<a href="#">YOWRPREG</a> .....	497	<a href="#">YUHOFEAR</a> .....	449
<a href="#">YO MDEA8</a> .....	502	<a href="#">YOWRPROB</a> .....	495	<a href="#">YUHOFFITE</a> .....	449
<a href="#">YO MDEA9</a> .....	503	<a href="#">YOWRSATP</a> .....	501	<a href="#">YUHOFMLY</a> .....	449
<a href="#">YOATTAK2</a> .....	407	<a href="#">YOWRSLEP</a> .....	498	<a href="#">YUHOFRND</a> .....	450
<a href="#">YOCOUNS</a> .....	507	<a href="#">YOWRSLNO</a> .....	499	<a href="#">YUHOOTPP</a> .....	450
<a href="#">YODPDISC</a> .....	492	<a href="#">YOWRSLW</a> .....	499	<a href="#">YUHOSCHL</a> .....	450
<a href="#">YODPLSIN</a> .....	493	<a href="#">YOWRSMOR</a> .....	498	<a href="#">YUHOSOR</a> .....	450
<a href="#">YODPPROB</a> .....	495	<a href="#">YOWRSPLN</a> .....	501	<a href="#">YUHOSPN2</a> .....	448
<a href="#">YODPR2WK</a> .....	493	<a href="#">YOWRSTHK</a> .....	501	<a href="#">YUHOSPYR</a> .....	448
<a href="#">YODPREV</a> .....	492	<a href="#">YOWRTHOT</a> .....	499	<a href="#">YUHOSUIC</a> .....	448
<a href="#">YODSCEV</a> .....	492	<a href="#">YOWRWRTH</a> .....	500	<a href="#">YUIHANGR</a> .....	464
<a href="#">YODSLSIN</a> .....	493	<a href="#">YPED</a> .....	472	<a href="#">YUIHBKR</a> .....	464
<a href="#">YODSMMDE</a> .....	503	<a href="#">YPSY1MDE</a> .....	512	<a href="#">YUIHDEPR</a> .....	463
<a href="#">YOFAMDOC</a> .....	506	<a href="#">YPSY2MDE</a> .....	512	<a href="#">YUIHEATP</a> .....	464
<a href="#">YOFIGHT2</a> .....	406	<a href="#">YRELMDE</a> .....	512	<a href="#">YUIHFEAR</a> .....	464
<a href="#">YOGRPFT2</a> .....	406	<a href="#">YRESID</a> .....	472	<a href="#">YUIHFITE</a> .....	464
<a href="#">YOHHERBAL</a> .....	508	<a href="#">YRXMDEYR</a> .....	511	<a href="#">YUIHFMLY</a> .....	464
<a href="#">YOHGUN2</a> .....	407	<a href="#">YSDSHOME</a> .....	514	<a href="#">YUIHFRND</a> .....	465
<a href="#">YOLOSEV</a> .....	492	<a href="#">YSDSOVRL</a> .....	514	<a href="#">YUIHOTPP</a> .....	465
<a href="#">YOLS12WK</a> .....	493	<a href="#">YSDSREL</a> .....	514	<a href="#">YUIHSCHL</a> .....	465
<a href="#">YOMDMDE</a> .....	512	<a href="#">YSDSSOC</a> .....	514	<a href="#">YUIHSOR</a> .....	465
<a href="#">YOMHMDE</a> .....	512	<a href="#">YSDSWRK</a> .....	514	<a href="#">YUIHSUIC</a> .....	463
<a href="#">YONURSE</a> .....	507	<a href="#">YSHSW</a> .....	473	<a href="#">YUIHTPN2</a> .....	463
<a href="#">YOOTHDOC</a> .....	506	<a href="#">YSOCMDE</a> .....	512	<a href="#">YUIHTPYR</a> .....	463
<a href="#">YOOTHHLP</a> .....	508	<a href="#">YSPEC</a> .....	473	<a href="#">YUJVDTN2</a> .....	471
<a href="#">YOOTHMHP</a> .....	507	<a href="#">YSPTXNMH</a> .....	491	<a href="#">YUJVDTON</a> .....	471
<a href="#">YOPB2WK</a> .....	504	<a href="#">YTHACT2</a> .....	409	<a href="#">YUJVDTYR</a> .....	471
<a href="#">YOPBAGE</a> .....	504	<a href="#">YTHER</a> .....	472	<a href="#">YUMHANGR</a> .....	459
<a href="#">YOPBDLYA</a> .....	503	<a href="#">YTXMDEYR</a> .....	511	<a href="#">YUMHBKR</a> .....	459
<a href="#">YOPBINTF</a> .....	503	<a href="#">YUDYANGR</a> .....	456	<a href="#">YUMHCRN2</a> .....	458
<a href="#">YOPBNUM</a> .....	504	<a href="#">YUDYBKRU</a> .....	456	<a href="#">YUMHCRYR</a> .....	458
<a href="#">YOPBRMBR</a> .....	503	<a href="#">YUDYDEPR</a> .....	456	<a href="#">YUMHDEPR</a> .....	458

INDEX

[YUMHEATP](#) .....459  
[YUMHFEAR](#) .....458  
[YUMHFITE](#) .....459  
[YUMHFMLY](#) .....459  
[YUMHFRND](#) .....459  
[YUMHOTPP](#) .....460  
[YUMHSCHL](#) .....460  
[YUMHSOR](#) .....460  
[YUMHSUIC](#) .....458  
[YURSANGR](#) .....451  
[YURSBKRU](#) .....451  
[YURSDEPR](#) .....451  
[YURSEATP](#) .....451  
[YURSFEAR](#) .....451  
[YURSFITE](#) .....452  
[YURSFMLY](#) .....452  
[YURSFRND](#) .....452  
[YURSIDN2](#) .....450  
[YURSIDYR](#) .....450  
[YURSOTPP](#) .....452  
[YURSSCHL](#) .....452  
[YURSSOR](#) .....452  
[YURSSUIC](#) .....451  
[YUSCEMYR](#) .....470  
[YUSCPGYR](#) .....471  
[YUSWANGR](#) .....469  
[YUSWBKRU](#) .....469  
[YUSWDEPR](#) .....468  
[YUSWEATP](#) .....469  
[YUSWFEAR](#) .....469  
[YUSWFITE](#) .....469  
[YUSWFMLY](#) .....469  
[YUSWFRND](#) .....470  
[YUSWOTPP](#) .....470  
[YUSWSCHL](#) .....470  
[YUSWSCYR](#) .....468  
[YUSWSOR](#) .....470  
[YUSWSUIC](#) .....468  
[YUTPANGR](#) .....462  
[YUTPBKRU](#) .....461  
[YUTPDEPR](#) .....461  
[YUTPEATP](#) .....461  
[YUTPFEAR](#) .....461  
[YUTPFITE](#) .....462  
[YUTPFMLY](#) .....462  
[YUTPFRND](#) .....462  
[YUTPOTPP](#) .....462  
[YUTPSCHL](#) .....462  
[YUTPSOR](#) .....463  
[YUTPSTN2](#) .....460  
[YUTPSTYR](#) .....460  
[YUTPSUIC](#) .....461  
[ZALEPDAPYU](#) .....142  
[ZOHYANYR2](#) .....138  
[ZOLPPDAPYU](#) .....142  
[ZOLPPDPYMU](#) .....147

## **APPENDIX A**

### **Drug Codes for Open-Ended Questions**

The final drug codes for the 2019 National Survey on Drug Use and Health (NSDUH) were created from answers that respondents specified for use, misuse,<sup>1</sup> or treatment (including perceived need for treatment) for substances other than those that respondents were asked about directly in the interview. These responses are often referred to in NSDUH as "OTHER, Specify" data. Respondents in the 2019 NSDUH could specify (a) use in their lifetime of other hallucinogens or inhalants; (b) misuse in the past 12 months of other prescription drugs (pain relievers, tranquilizers, stimulants, or sedatives); (c) use of a needle in their lifetime to inject other drugs besides cocaine, heroin, or methamphetamine; (d) other substances for which they felt they needed treatment in the past 12 months; and (e) other substances for which they last received treatment in the past 12 months or for which they were currently receiving treatment.

This appendix does not include the codes for cough and cold medications mentioned in the special drugs section (edited variables COLDYR1 through COLDYR5) or for drugs mentioned in the consumption of alcohol section for medication-assisted treatment (edited variables ALMOTHSP1 through ALMOTHSP3 and OPMOTHSP1 through OPMOTHSP3). The cough and cold medicine and medication-assisted treatment codes are unique to those measures.

The substance use questions in NSDUH underwent a major redesign in 1999, and the prescription drug questions underwent a major redesign in 2015. Consequently, codes for certain drugs may differ from those used in prior survey years.

In particular, the number of specific prescription drugs in the interview has been greatly expanded since 2015. Also, questions about misuse of specific prescription drugs typically ask about a single drug rather than a group of similar drugs. In the 2014 NSDUH, for example, question TR01 for tranquilizers asked respondents about lifetime use of "Klonopin or Clonazepam that was not prescribed for you or that you took only for the experience or feeling it caused." Code 246 in the 2014 NSDUH was assigned if respondents specified Klonopin<sup>®</sup>, the generic equivalent clonazepam, or similar drugs that contained clonazepam. In addition to the reference period for misuse changing in 2015 from the lifetime to the 12 months prior to the interview, separate questions were included in 2015 for misuse in the past 12 months of Klonopin<sup>®</sup> or for misuse of the generic equivalent clonazepam. Because of this change, code 246 since 2015 has been assigned when respondents specifically mentioned misuse of Klonopin<sup>®</sup>, and code 2504 has been assigned since 2015 if respondents specified misuse of clonazepam. As much as possible, cross references have been included to indicate prior or similar codes.

Another important change to the coding of "OTHER, Specify" drug data since the 2015 NSDUH has been to create new codes in the 6000 series for animal tranquilizers that formerly were coded as tranquilizers or in the 8000 series for drugs such as antidepressants or antipsychotic medications that previously were assigned codes in the series for sedatives (codes of 101-199 and 1001-1999), tranquilizers (codes of 201-299 and 2001-2999), stimulants (codes

---

<sup>1</sup> Misuse of prescription drugs also has been referred to in NSDUH as "nonmedical" use. Since 2015, misuse of prescription drugs has been defined as use "in any way a doctor did not direct you to use it/them." Examples of misuse provided to respondents include (a) use without a prescription of your own; (b) use in greater amounts, more often, or longer than directed; or (c) use in any other way not directed by a doctor.

of 301-399 and 3001-3999), or pain relievers (codes of 401-499 and 4001-4999). Especially prior to the 1999 survey, prescription drugs historically may have been assigned codes according to where they first were mentioned. For example, the antipsychotic drug Thorazine<sup>®</sup> was first specified prior to the 1999 survey and was assigned a code of 227, in the series for tranquilizers. Any mentions of this drug will be coded as 8512 in 2015 and beyond. For these new codes in the 8000 series, reference to the former codes is made as much as possible in the numeric listing of codes.

Beginning in 2019, the alphabetical listing of drug code definitions has been discontinued from Drug Codes for Open-Ended Questions appendix. Data users who know the name of a drug or part of a drug's name can search for that drug in the electronic codebook using the appropriate search function (e.g., Ctrl-F for .docx files in Microsoft Word or PDF files in Adobe Acrobat if using a computer with a Windows operating system). Listed below are guidelines for online searching of the electronic appendix for drug codes.

- Do not require searches to be case sensitive. For example, searching for the term "bromo" will take data users to code 698 (2C-B, Bromo mescaline, Nexus), in which "Bromo" is capitalized, and code 6173 (2,5-dimethoxy-4-bromoamphetamine, Brolamfetamine, DOB), in which "bromo" is not capitalized.
- Search for alternate text strings if an initial search does not identify the code being sought. For example, code 698 includes the text string "2C-B." In a search that is not case sensitive, code 698 will not be identified by searching for "2cb" without the hyphen or for "2-cb" instead of "2c b." However, code 698 will be identified by shortening the search to "2c" or by searching for an alternative text string, such as "bromo."
- Please be aware when searching for drug codes that some drugs are very similar in nomenclature or spelling. For example, the code level definitions for 2,5-Dimethoxy-4-methylphenethylamine (code 6154) and 2,5 Dimethoxy-4-methyl**thio**phenethylamine (code 6159) differ only in terms of the "thio" text for code 6159. These two codes will be identified in searches for "dimethoxy," "methyl," or "phenethylamine." Data users could therefore incorrectly choose the drug corresponding to code 6154 when they intended to find the drug corresponding to code 6159, or vice versa. Therefore, data users are encouraged to examine all results from a search to avoid choosing an incorrect code from a similarly named drug.

## APPENDIX A

### Drug Codes for Open-Ended Questions (2019 CAI NSDUH)

#### Numeric Listing

Code	Definition
101	Butisol
102	Buticaps
103	Amytal
104	Mebaral
105	Placidyl, Ethchlorvynol
106	Doriden
107	Noludar
108	Nembutal
109	Seconal
110	Tuinal
111	Dalmane [see also 1502]
112	Restoril [see also 1503]
113	Halcion [see also 1504]
114	Amobarbital
115	Phenobarbital
116	Methaqualone, Sopor, Quaalude [see also 138]
117	Chloral hydrate, Noctec
118	Pentobarbital, Pentothal, Sodium pentothal, Thiopental
119	Secobarbital
120	Downers; OTHER Sedative, NOT OTHERWISE SPECIFIED
121	USED SEDATIVE, DON'T KNOW NAME
122	Over-the-counter sleep aid; not specified <OTC>
123	Unisom <OTC>
124	Yellow jackets
126	Sominex <OTC>
127	Nytol <OTC>
128	Nervine <OTC>
129	Reds
130	Promethazine
132	Sleepettes <OTC>
137	7-14
138	Mandrax, Mandrix [see also 116]
139	Black widows
142	Belladonna
145	Red devil(s)
146	Bentyl, Dicyclomine
152	Eskabarb

Code	Definition
153	Luminal
154	Alurate
156	Sodium barbital
157	Barbiturates
159	Octanox
163	Blue meanies
164	Yellow zombies
171	NyQuil <OTC>
172	Dream Ease <OTC>
173	Wafers
174	Ambien [see also 1501]
176	Melatonin <OTC>
177	Bean
179	Water tee [sic]
180	Tylenol P.M. <OTC>
181	Excedrin P.M. <OTC>
182	Melzone
184	Red and blues
186	Butalbital
187	Belladonna plant/flower/root, deadly nightshade
188	Prosom
189	Sonata, Zaleplon
190	Dormin <OTC>
191	Blues
194	Quiet World <OTC>
195	Lotusate, Talbutal
196	Simply Sleep <OTC>
197	Topamax
198	Seducaps
201	Valium [see also 2506]
202	Librium [see also 2507]
203	Limbitrol [see also 276]
204	Menrium
205	Serax [see also 2508]
206	Tranxene
207	Ativan [see also 2503]
208	Centrax
209	Xanax [see also 2501, 2502]
210	Paxipam
211	BuSpar [see also 2511]

Code	Definition
212	Miltown [see also 220]
213	Equanil [see also 220]
214	Deprol
215	Vistaril [see also 2512]
216	Atarax [see also 2512]
217	Durrax
219	SK-Lygen
220	Meprobamate
221	OTHER Tranquilizer, NOT OTHERWISE SPECIFIED
222	USED TRANQUILIZER, DON'T KNOW NAME
223	Methocarbamol
229	Librax
234	Flexeril [see also 2509]
237	Midazolam
242	Equagesic
246	Klonopin [see also 2504, 2505]
260	PCB
266	Verstran
268	Rohypnol, Flunitrazepam, roche, roofies
276	Limbitrol DS [see also 203]
278	Benzodiazepines
281	Blue ringer
288	Baclofen
290	Metaxalone, Skelaxin
296	Novoxapam
297	Cafia
301	Dexedrine
302	Dexamyl
303	Eskatrol
304	Benzedrine
305	Biphphetamine
306	Desoxyn
307	Tenuate [see also 3505]
308	Tepanil
309	Didrex [see also 3504]
310	Plegine
311	Preludin
312	Ionamin
313	Adipex-P [see also 3507]
314	Pondimin, Fenfluramine
315	Voramil
316	Sanorex
317	Mazanor
318	Ritalin [see also 3502]
319	Cylert
320	Dextroamphetamine
321	Methedrine
322	Methamphetamine ("ice" or "crank"), Meth [see also 3126]

Code	Definition
323	Obedrin-L.A.
324	Uppers; OTHER Stimulant, NOT OTHERWISE SPECIFIED
325	USED STIMULANT, DON'T KNOW NAME
326	White cross
327	Black beauties, black beauty
328	Pink hearts
329	Bird's eggs, robin's eggs, speckled eggs
330	Blue birds, blue jays, blue robins, speckled bird
331	Blancs, whites
332	Ephedrine
333	357 Magnum, Magnum 44 <OTC>
334	Crossroads, cross tops
336	Diet pills
337	White molly
339	Amphetamines, otherwise unspecified
341	Pink roses
342	Purple hearts
344	Bennies
345	Black molly
346	Marax
347	Phenylpropanolamine
348	Crystal
349	Phendimetrazine [see also 3506]
351	Cathinone, cat, khat, q'at
352	Lemons
353	No-Doz <OTC>
354	Vivarin <OTC>
355	Crystal meth
356	Dexies
357	Heart-shaped black pills
358	20/20
359	Criss cross
360	Rainbow speed
363	Bam(s)
364	Pseudoephedrine <OTC>
366	Duromine
368	Peanut butter crank
374	Christmas tree(s)
376	TAC
377	Albuterol
379	Hearts
380	Pink ladies
381	P.O.T.C.
382	Footballs, pink footballs, purple footballs
383	Pre-Sate
384	Little crosses
385	Little pink ones
386	Herbal ecstasy



Code	Definition
388	Pink lemon
390	Max Alert
394	Debs
395	Black cats
396	Black RJs, RJ8
398	Pink crosses
401	Darvon
402	Dolene
403	SK-65
404	Wygesic
405	Levo-Dromoran
406	Percodan
407	Demerol [see also 4511]
408	Dilaudid, Hydromorphone
409	Tylenol with Codeine, Tylenol 3, Tylenol 4
410	Phenaphen with Codeine, Phenaphen 3
411	Talwin
412	Talwin NX
413	Talacen
414	Propoxyphene
415	Codeine pills [see also 4506]
416	Anileridine
417	Morphine
418	Methadone [see also 4512]
419	Stadol, Stadol NS
420	OTHER Analgesic, NOT OTHERWISE SPECIFIED
421	USED ANALGESIC, DON'T KNOW NAME
422	Motrin
423	Percocet
424	Fioricet
425	Advil <OTC>
426	Fiorinal
427	Darvocet, Darvocet-N
429	Frost 222
430	Aspirin, Ecotrin, Empirin <OTC>
431	Tylox
432	Rufen
433	Paregoric
434	Vicodin [see also 4501, 4502, 4503, 4504]
435	Tylenol, Tylenol Extra-Strength <OTC>
436	Bufferin <OTC>
438	Anaprox, Naprosyn, Naproxen, Naxen
439	222, Canadian 222

Code	Definition
442	Ibuprofen
443	Diflunisal, Dolobid
444	Aspirin with Codeine, Empirin 3, Empirin 4
445	Norgesic Forte
447	Synalgos, Synalgos DC
450	Acetaminophen, including non-Tylenol brands <OTC>
453	Organidin with Codeine
454	Novocain, Procaine
455	Fiorinal with Codeine
457	T's and blues, tee's and b's, tops and bottoms
458	Mepergan, Mepergan Fortis
462	Norflex, Orphenadrine
465	Fentanyl [see also 4508, 4509]
466	Midol <OTC>
467	Tolectin
468	Excedrin <OTC>
469	Leritine
470	Cafergot
471	Butazolidin
472	Indocin, Indomethacin
473	Pyridium
476	Duradrin, Isocom, Midrin
477	Melumbrina, Neo-Melumbrina
478	Nogirtonia
480	Robitussin AC with Codeine
481	Acular, Dolac, Ketorolac tromethamine, Torradlo
487	Ariel
490	Nalbuphine, Nubain
491	PDR
495	Red cross
496	Ultram
498	Mefenamic acid, Ponstan, Ponstel
499	Aleve <OTC>
501	Gasoline or lighter fluids
502	Spray paints
503	Other aerosol sprays
504	Shoeshine liquid, glue, or toluene; Super Glue; rubber cement; airplane or model glue; chemical glue
505	Lacquer thinner or other paint solvents
506	Amyl nitrite, "poppers," locker room odorizer, "rush," isobutyl nitrate, bolt
507	Halothane, ether, or other anesthetics; chloroform
508	Nitrous oxide, "whippets," dentist gas
509	Correction fluids, degreasers, cleaning fluids, Liquid Paper [see also 524], K2r spot remover, Typewash

Code	Definition
510	OTHER Inhalant, NOT OTHERWISE SPECIFIED
511	Markers, felt-tip pens, ink pens, Sharpies
512	Incense
516	CHC, chlorofluorocarbon, Freon, refrigerant
517	Toluol
518	Acetone, nail polish remover
519	Helium
520	Old paint, paint
521	Propane [see also 525, 544]
522	Liquid TV (MTV), TV tuner, TV11Y
523	Matches
524	White-Out [see also 509]
525	Butane [see also 521, 544]
526	Nail polish
527	Phenyl nitrate
528	Whipped-cream can
529	Moth balls
531	Candy, powdered candy, sugar
533	Window sealant
534	Deodorant [see also 827]
536	Fire halt
537	Air horn, boat horn, condensed horn
539	ScotchGard
540	PAM
541	Binaca
542	Brasso, lens cleaner, spirits of ammonia, smelling salts
543	Liquid oxygen, oxygen
544	Lighter gases, not specified [see also 521, 525]
545	Car tailpipe exhaust fumes, Carbon monoxide, CO, gasoline motor exhaust fumes
546	Leather protector, suede protector
548	Cologne, isopropanol vapors, rubbing alcohol, perfume
550	Methyl chloride
551	Oven cleaner
553	Pixie sticks
554	Insect killer (e.g., Raid)
555	Chillers
556	Energine
557	Hagwash [sic], Hogwash
558	Kool Aid
559	LOLOY
560	Dishwashing detergent, laundry detergent, soap
561	Amputee gas cleanser
562	Ban apple gas
563	Acetylene

Code	Definition
564	Electric contact cleaner
565	Trichloroethane
566	Smoked tea from Lipton tea bag
567	Pertussin spray
568	Tally
569	Peganento
571	Black jack
572	Etam
573	Furniture polish
574	Tornado
576	C.A.T.
577	Rave runners
580	Medusa
582	WD-40
585	TCL
586	Carbon from empty soft drink bottle
587	Mineral ice
588	Antifreeze
589	Tire shine/tire cleaner
590	Canned air, compressed air
591	Air brush propellant, air brush cartridge
592	Computer air duster, computer cleaner, dust-off, dust X
594	Starting fluid
595	Chlorine
596	Femo clay
597	Trichloronitrate
598	Ethylene dichloride
599	Potpourri
601	LSD ("acid") [see also 618]
602	Peyote
603	Mescaline
604	Psilocybin (mushrooms), sclerotia, shrooms
605	PCP ("angel dust," phencyclidine)
606	"Ecstasy" (MDMA), X-TC, "X"
607	OTHER Hallucinogen, NOT OTHERWISE SPECIFIED
609	Jimson weed
610	Crystal T
611	Greens
612	Happy stick, sherm, sherman, shermstick
613	Duckweed
614	MDA, Methylenedioxy amphetamine
615	Homemade drugs
616	DET, Dimethyltryptamine, DMT
617	Morning glory seeds, morning glory tendrils, ricea
618	Acid paper, blotter (acid) [see also 601]

Code	Definition
619	Tic
620	Blue dragon
621	Red dragon
622	Microdot(s), green microdot, purple microdot
623	Mickey, mickey mouse club, mickey mousers
624	Orange sunshine, sunshine, yellow sunshine
625	Window, window pane, 4-way pane, 4-way
626	Jet fuel
627	Hawaiian wood rose, Hawaiian Woodrose seeds
628	Hawaiian rosebud seed tea
629	Rocket Fuel
630	Black Owsley
631	Purple Owsley
633	Mr. Natural
634	Unicorn
635	Ginseng seeds, ginseng weed
636	DOM, STP
637	Purple haze
639	Nutmeg, Mace
640	Purple pyramid
642	Pink Floyd
643	Mount queen, queen
645	Thai stick
648	Designer drugs
650	Datura stramonium, daytura, thorn apple
651	Mellow Yellow
652	ALD-52
653	Cricket, cricketshit
654	Eve
655	Flying elephant
656	Mars
657	Orange barrel
658	Special K, Ketamine
659	Boat
660	Bufotenin ,Toad, toad licking
662	Kanepolin
663	Animal tranquilizer, horse tranquilizer
664	Purple fingers
665	Paniolis
666	Zonick
668	Yellow tiny pills
669	Stropharia
670	Monkey dust
672	Suncrush
673	Orange
674	Pee-pope

Code	Definition
677	Skunk II
678	Banana peels
679	Hell bells
681	Lovely
682	Kif
686	Spider in my feet
687	Spray
688	AMP
690	RID
691	Maximum impact
693	Lemon drops
695	Angel's trumpet, floripondio
698	2C-B, Bromo mescaline, Nexus
699	BOHA-49B
701	OTHER Opiates, NOT OTHERWISE SPECIFIED
702	Heroin
703	Opium, otherwise unspecified
704	Dope
705	Speedball (heroin + cocaine)
706	Smack
707	Black tar heroin
709	Poppy
710	Laudanum, opium tincture
711	Shirka
801	OTHER Drugs, NOT OTHERWISE SPECIFIED
802	THC, cannabiniol, marinol, tetrahydrocannabinol
803	Marijuana, MarrJane [sic], Mary Jane, MJ, pot, weed, hemp
804	Hashish
805	Cocaine, coca, cocaína, coke, perico, Coca
806	Crack, rock
807	Alcohol, beer, ethanol, EtOH, pink champagne
808	All of the ones I've tried
809	Pills
810	Freebase
812	Cigars
813	Cigarettes, tobacco (type unspecified)
814	Caffeine <OTC>
815	Coffee <OTC>
816	Smokeless tobacco, snuff, chewing tobacco
817	Hard stuff
818	Nicotine
819	Inderal, Propranalol
820	Penicillin
821	Amoxicillin, Ampicillin, Pentrexyl

Code	Definition
822	Rabbit tobacco
824	Steroids
825	Theo-Dur
826	Alupent
827	Aluminum chloride [see also 534]
828	Tetracycline
829	Robitussin DM <OTC>
830	Mad bull
831	Honey oil
832	Primo
833	Bone
834	Loveboat
836	Antabuse
837	Paris 400
840	Over-the-counter cough medicine (contents unspecified) <OTC>
841	Allerest <OTC>, Contac <OTC>
843	Antihistamine, cold medicine, cold tablets <OTC>
844	Blood pressure medication
846	Erythromycin
847	GHB, NSC, gamma hydroxybutyrate
848	Liquid vitamin, vitamin pills <OTC>
849	Monosodium glutamate (MSG) <OTC>
850	Slack
852	Formaldehyde, wak [sic], whack (embalming fluid)
854	Juice
857	Wicki stick
858	Antibiotic
865	Diuretics, water pills
866	Boomers
867	Boron
873	Contraceptives, Ferutal, Mircette, Ortho Novum,
874	Premarin
875	Buds
876	Glass
877	Methazolamide
880	Frios
881	YLOALE
883	Dextromethorphan hydrobromide <OTC>
884	Snow
885	Drixoral <OTC>
886	Spanish fly
891	Famotidine, Pepcid
892	Carafate, Sucralfate
893	Estrogen
894	Depakene, Depakote, Valproic acid
895	Tagamet, Cimetidine
896	Catapres, Clonidine

Code	Definition
897	Synthroid, Levothyroxine
898	Propylene
899	Bromophen
900	Not a drug; non-drug reason given for drug
1001	Benadryl, Diphenhydramine <OTC>
1003	Donnatal
1004	Valerian <OTC>
1005	Imovane, Zopiclone
1006	Oxcarbazepine, Trileptal
1007	Robitussin P.M. <OTC>
1008	Rohr 714, Rorer 714
1009	Mogadon
1010	Diprivan
1011	Eszopiclone, Lunesta
1012	Brevital
1013	Ambien CR
1014	Tylenol Flu Nighttime <OTC>
1015	Wild lettuce
1016	Phenazepam
1017	Rozerem
1018	Advil PM <OTC>
1019	Donormyl <OTC>
1022	Atropine
1023	Relaxen <OTC>
1024	Homemade sedative
1025	Acetaminophen P.M., including non-Tylenol brands <OTC>
1026	Moon drops <OTC>
1027	ZzzQuil <OTC>
1028	Dormidina
1029	Sleep-Eze <OTC>
1030	Alteril <OTC>
1031	Zolfresh
1032	Aleve P.M. <OTC>
1033	Promethazine DM
1501	Zolpidem [see also 174]
1502	Flurazepam [see also 111]
1503	Temazepam [see also 112]
1504	Triazolam [see also 113]
2001	Soma [see also 2510]
2002	Muscle relaxers
2003	Zanies, zannies, zans, zany bars
2004	Bromazepam, Lexillum, Lexomil, Lexotan, Lexotamil
2006	Chlorzoxazone
2007	R2
2008	747
2009	Inapsine
2010	Buscopan, Espacil
2013	Hyoscyamine, Levsin

Code	Definition
2014	Robaxisal
2015	Flexodin
2016	Xanax XR
2017	Motival
2018	4 Bar, Quad Bar
2019	Soma Compound
2022	Tetrazepam
2023	Tandrilax
2024	Muscoril, Myoril, Neoflax, Thiocolchicoside
2025	Clobazam
2026	Sedoxil
2027	Homemade tranquilizers
2028	Maolate, Chlorphenesin, Musil
2029	Etizolam
2030	Versed
2031	Rovotril
2501	Alprazolam [see also 209]
2502	Xanax bars [see also 209]
2503	Lorazepam [see also 207]
2504	Clonazepam [see also 246]
2505	Clonazepam product, otherwise unspecified [see also 246]
2506	Diazepam [see also 201]
2507	Chlordiazepoxide HCl [see also 202]
2508	Oxazepam [see also 205]
2509	Cyclobenzaprine [see also 234]
2510	Carisoprodol [see also 2001]
2511	Buspirone [see also 211]
2512	Hydroxyzine [see also 215, 216]
3001	Brown and clear
3002	Pep ups
3003	Primatene tablets <OTC>
3004	Black Cadillac
3006	Green amps
3007	Nasal inhalant
3008	Miniwhites
3009	Ephedrone, Methcathinone
3010	KOOD12
3011	Escalation
3012	Stud 100, stud the rock
3013	Tweek
3014	Uptime
3015	Fen-Phen (fenfluramine and phentermine)
3017	Dayquil <OTC>
3018	Up-johns
3019	Peppies
3020	White powder
3021	Blue balls
3023	Adderall
3024	Yohimbe

Code	Definition
3025	Moles [sic]
3027	Energy pills
3028	Blackbirds
3029	Soccerballs
3030	Red hearts
3031	Brethine, Bricanyl, Terbutaline
3032	Heads up
3033	Metabolife <OTC>
3034	Speckleberry
3035	Blacks
3036	Ripped fuel <OTC>
3038	Obenil
3039	Theophed
3040	Hyper pills
3041	Desbutal
3042	30-30
3043	Brown bodies
3044	Caffeine pills <OTC>
3045	Stay awakes <OTC>
3047	Sudafed <OTC>
3048	Diet Pep <OTC>
3049	Truck driver's speed
3050	Mini thins
3051	Betel nut, beetlenut
3052	Speed; otherwise unspecified
3053	Maxair, Pirbuterol
3054	Up your gas <OTC>
3055	Clenbuterol
3056	Xenadrine <OTC>
3057	Diet Fuel <OTC>
3058	Metabolift <OTC>
3059	Metabolize and Save <OTC>
3060	Hydroxycut <OTC>
3061	Metab-O-Lite <OTC>
3062	Homemade stimulants
3063	Dymetadrine <OTC>
3064	Ephedra, Ma Huang
3065	MA-300 <OTC>
3066	Alert Blue and Clear <OTC>
3068	Mini Two-way Action <OTC>
3069	DextroStat
3070	Synatan
3071	Adipokinetix <OTC>
3072	Purple Blast <OTC>
3073	Over-the-counter diet pill; otherwise unspecified <OTC>
3074	Stay Trim <OTC>
3075	Inibex
3076	Norephedrine <OTC>
3077	Concerta
3078	Blue and clears
3080	Meridia, Sibutramine
3081	P2P, Phenyl-2-propanone

Code	Definition
3082	Fat burner; not otherwise specified
3083	Redotex
3084	Cartwheels
3085	Thermo Carb <OTC>
3086	Adderall XR
3088	Super Stingers <OTC>
3089	Christina, Tina
3090	Provigil [see also 3508]
3091	Black bombers
3092	Metadate CD
3093	Supercaps
3094	Focalin [see also 3503]
3095	LoCarb Turbo <OTC>
3096	Yaba
3097	Bamadex
3098	Zantrex 3 <OTC>
3099	Asenlix, Clobenzorex
3100	Over-the-counter stimulant; not otherwise specified <OTC>
3101	Dexitac Stay Alert Stimulant. <OTC>
3102	Methylin
3103	RedLine. <OTC>
3104	Slimquick. <OTC>
3105	Affinato
3106	Sedalmerck
3107	Guarana. <OTC>
3109	Dietrex <OTC>
3110	Dexfenfluramine, Redux
3111	Vyvanse
3113	Levophed bitartrate, Norepinephrine
3114	Ritalin LA, Ritalin SR
3115	Isometheptene
3116	MCAT, Mephedrone
3117	Methedrone
3119	MDPV, Methylenedioxypropylamphetamine
3120	DetoxaTrim <OTC>
3122	Nuvigil
3123	Adrafinil, Olmifon
3124	Focalin XR
3125	3, 4-Ethylenedioxy-N-methylamphetamine, MDMA, MDMC
3126	Pervitin [see also 322]
3127	4-FMA, 4-Fluoromethamphetamine
3128	Jet-Alert <OTC>
3129	JavaSLIM green coffee extract <OTC>
3130	IFA-Norex
3131	5-MAPB
3132	4-FA, 4-Fluoroamphetamine, 4-FMP
3133	5-APB
3134	SuperHD <OTC>
3135	Evekeo
3136	4-MEC, 4-Methylethcathinone

Code	Definition
3137	3-Fluorophenmetrazine, 3-FPH, 3-FPM, PAL-593
3138	2-CA, 2-Chloroamphetamine
3187	Greenies
3188	Anorex, Leptoprin <OTC>
3189	BetaLean <OTC>
3190	Primatene Mist <OTC>
3501	Amphetamine/dextroamphetamine salts
3502	Methylphenidate [see also 318]
3503	Dexmethylphenidate [see also 3094]
3504	Benzphetamine [see also 309]
3505	Diethylpropion [see also 307]
3506	Bontril [see also 349]
3507	Phentermine [see also 313]
3508	Modafinil [see also 3090]
4001	Actron, Ketoprofen, Orudis, Oruvail
4002	Imitrex, Sumatriptan
4005	Etodolac, Lodine
4007	Happy pills
4008	Brown gel pills
4009	Smilies
4011	Atretol, Carbamazepine, Carbatrol, Epitol, Tegretol
4013	Fenoprofen, Nalfron
4018	Nuprin <OTC>
4022	Buprenex
4023	Pamprin <OTC>
4024	Reynol [sic]
4025	Viserol [sic]
4026	Ventrex [sic]
4027	Rorer
4028	Arthrotec
4029	Feldine, Piroxicam
4030	Triple "S"
4031	Cough syrup/medicine with Codeine
4033	Vicoprofen
4034	Lilly red
4035	Nabumetone, Relafin
4036	Stagesic
4037	MS Contin [see also 4507]
4038	Propacet
4039	Daypro, Oxyprozin
4040	Ridaura
4041	Maxalt
4042	M-33
4043	Tramadol
4044	Hydrocodone
4045	Dolgic, Phrenilin Forte, Sedapap
4046	Oxycodone [see also 4505]
4047	Roxicet
4048	Motrin IB <OTC>

Code	Definition
4049	Headache power <OTC>
4050	Percogesic <OTC>
4051	Celebrex
4052	Endocet
4053	Codydramol
4054	Zomax
4055	Vioxx
4056	Cataflam, Diclofenac, Voltaren
4057	Mejoral
4058	Totem poles
4059	Zomig, Zolmitriptan
4060	Ansaid, Flurbiprophen, Majezik
4061	Oramorph SR
4062	Iophen-C Liquid
4063	Naprelan
4064	Epidrin
4065	Roxicodone
4067	OxyContin
4068	Roxilox
4069	Benflogin
4070	Flexagen <OTC>
4071	Syncol
4072	Oxycet
4073	Temgesic
4074	Provil <OTC>
4075	Disalcid, Salflex, Salsalate
4076	Over-the-counter pain reliever; not otherwise specified <OTC>
4077	Tee's
4078	Spasmoproxyn
4079	Anbesol <OTC>
4080	Morphidex
4081	Avamigran
4082	Analgin, Dipyron, Metamizol, Metamizole, Novalgin, Prodolin
4083	Ultracet
4084	Aktren
4085	Advil Migraine <OTC>
4086	Parafon Forte
4087	Torbugesic/Torbutrol (veterinary butorphanol) [see also 419]
4088	Synthetic heroin
4089	Brompton's solution/mixture
4090	Dorixina
4091	K4
4092	Pain reliever lotion, rub; not specified
4093	Tylex, Solpadeine
4094	Tombstones
4095	Dihydrocodeine
4096	Bextra, Valdecocixib
4097	Tussionex
4098	Banamine
4099	Anacin <OTC>

Code	Definition
4100	Excedrin Migraine <OTC>
4101	Myprodol
4102	Meloxicam, Mobic
4103	Terpin Hydrate with Codeine
4104	Dolo-Neurobion
4105	Hydrocodone with APAP; otherwise unspecified
4106	Atroveran
4107	Panlor
4108	Homemade analgesics
4109	Suboxone
4110	Avinza
4111	Clinoril, Sulinac
4112	Saridone
4113	Cosanyl
4114	Nimesulide
4115	Pantopon
4116	Phenergan with Codeine, promethazine with Codeine
4117	Oxy-IR
4118	Sufenta, Sufentanil
4119	Buprenorphine
4120	Opana [see also 4510]
4121	Dorflex
4122	Combiflam
4123	Dolorex
4124	Relpax
4125	Hycodan, Hydromet, Tussiongon
4126	Panafen Plus
4127	Panadeine
4128	Ibuprofen 200 mg/Children's ibuprofen <OTC>
4129	Naproxen Sodium 220 mg <OTC>
4130	Dalgan, Dezocine
4131	Diconal, Dipipanone
4132	Embeda
4133	Tramadol extended release
4134	Ultram ER
4135	Arcoxia, Etoricoxib
4136	Sedalmex <OTC>
4137	Nucynta, Tapentadol
4138	Sprix
4139	Bute tabs, Phenylbutazone
4140	Opana ER (extended release)
4141	Alfenta, Alfentanil
4142	Remifentanil
4143	Vicotuss
4144	Bancap HC
4145	Daprisal
4146	Traumeel <OTC>
4147	Bio Electro pain reliever <OTC>
4148	Butrans transdermal system/patch
4149	Pain patch, otherwise unspecified

Code	Definition
4150	Subutex
4151	Acetaminophen; more than max dosage reported <OTC>
4152	Flanid
4153	Morphine extended release
4154	Musflex <OTC>
4155	Numorphone
4156	Apronax
4157	Profinal
4158	Naratriptan
4159	Aspirin and caffeine tablets/pills <OTC>
4160	Hysingla ER
4161	U-47700
4162	Oxymorphone extended release
4501	Lortab [see also 434]
4502	Norco [see also 434]
4503	Lorcet [see also 434]
4504	Anexsia [see also 434]
4505	Oxycodone product, otherwise unspecified [see also 4046]
4506	Codeine, not in pill form [see also 415]
4507	Kadian [see also 4037]
4508	Duragesic [see also 465]
4509	Sublimaze [see also 465]
4510	Oxymorphone [see also 4120]
4511	Meperidine [see also 407]
4512	Dolophine [see also 418]
5001	Bleach
5003	Methane
5004	Ink print, paper
5005	Cobra rush
5006	Brake fluid
5007	Fly nap
5008	R-R
5011	Ozone
5012	Negros
5013	Lebel 12
5014	Spray O Buzz
5015	MCH
5016	Masking tape, tape adhesive
5017	Oil, lubricant, grease; otherwise unspecified
5018	B-12 (Spanish)
5019	Melted plastic
5020	Wet cement
5021	Octane booster
5022	Carbon dioxide, CO <sub>2</sub> , CO <sub>2</sub> tank, cryogenic cleaning spray, dry ice blasting, dry ice hits
5023	Double eagle

Code	Definition
5024	Candle, citronella candle
5025	Lime salt
5026	Silly putty
5027	Benzene
5028	Carburetor cleaner, engine cleaner
5029	Floor wax
5030	Polyurethane spray
5031	Naphtha
5032	Nitrogen
5033	Sur-noxem
5034	Hippie crack
5035	Brake cleaner
5036	Wart remover
5037	Wood filler, wood putty
5038	Tywall
5039	Acetate
5040	Methanol, wood alcohol
5042	Fuels other than gasoline
5043	Carbona
5044	Powdered cleansers; e.g. Ajax, Comet, Boraxo
5045	Cleaner; not otherwise specified
5046	Glass/window cleaner
5047	Tetrafluoroethylene
5048	MEK, Methyl ethyl ketone
5049	Hand sanitizer; contents unspecified
5050	Burned rubber
5051	Hair chemicals
5052	Silly String
5053	Electric parts cleaner, electronics cleaner
5054	Gum freezer, gum remover
5055	PVC
5056	Eucalyptus oil
5057	Argon
5058	Sealers/sealants; type unspecified
5059	Transmission fluid
5060	Crayons
5061	Lip balm, lip gloss
5062	Amazing Elastic Plastic
5063	Drano/drain cleaner; aerosol unspecified
5064	Erasers
5065	Nail polish dryer, quick drying treatment for nails
5066	Simply Green
5067	Wet Ones wipes
5068	Smoke from a fire
5069	Febreze
5070	Silicone
5071	Purell
5072	Air blast
5073	Goof off



Code	Definition
5074	Floor wax stripper
5075	Pine-sol
5076	Water/stain repellent; type unspecified
5077	Resistol
5078	Axe body spray
5079	Shellac
5080	Tetrachloroethene
5081	Photographic development fluid
5082	Chalk dust
5083	Ethyl chloride
5084	Dry cleaning fluid/solvent
5085	Toilet bowl hook-ons
5086	Dry Fab
5087	Tennis balls, ping pong balls
5088	Jungle juice
5089	Tattoo Goo Color Guard Spray
5090	PVC Cleaner
5091	Germ-X
5092	Burning/ignited permanent marker
5093	Goo Gone
5094	Scotch Brite
5095	"The Works" shower cleaner
5096	Hemp rope
5097	Lysol; aerosol unspecified
5098	Axe/Axe deodorant; aerosol unspecified
5099	HydroCide
5100	TCE, Trichlorethylene
5101	Difluoroethane
5102	Xylene; otherwise unspecified
5103	Shoe dye
5104	Shoe cleaner; otherwise unspecified
5105	Sulfur; otherwise unspecified
5106	Carbon tetrachloride
5107	Alcanfor, camphor
5108	Tag body spray
5109	Tinactin antifungal spray
5110	Graffiti eraser
5111	Homemade napalm
5112	Lotion (body, hand); contents unspecified
5113	Disinfectant; contents unspecified
5114	Green gas propellant
5115	Polish; contents unspecified
5116	Vinegar
5117	Turpentine
5118	Spray adhesive
5119	Battery acid
5120	Ignition spray
5121	Tetrafluoroethane
5122	Leather cleaner
5123	Fixative
5124	Bromine

Code	Definition
5125	Difluoromethane
5126	Rubber rejuvenator
5127	Airsoft propellant
5128	Floor sealer
5129	Smoke bomb
5130	Glow stick
5169	Baking soda
5131	Hunting/fishing deodorizer
5132	Chewing gum remover
5133	Air conditioner cleaner
5134	Cosmetics/makeup
5135	Rubber roof remover
5136	WariActiv
5137	Handi Wipes
5138	Glade Plugins
5139	Hydrazine hydrate
5140	Rat shampoo
5141	Gun smoke, gun powder
5142	Dryer sheets, fabric softener
5143	Toilet bowl cleaner
5144	Tires
5145	Phosphorus
5146	Rocol PR Spray
5147	Glycerin
5148	Hand sanitizer/cleaner; alcohol-based
5170	Baby powder
5171	Mouthwash
5172	Shampoo
5173	Tire inflator/sealer; aerosol unspecified
5174	Belt dressing
5175	Acetylene chloride
6001	Collapsing little birds
6003	Cocahina
6004	Hallucinogen seeds
6005	Sassafras, Sassafras tea
6006	Super X
6007	Bathtub
6008	8-Ball
6010	Atrepabelladona (flower)
6012	Cloud 9, cloud 13
6013	Lion's tail, wild dagga
6014	Indo
6015	Crysta
6016	Nas
6017	Meesha
6019	Black dust, black duct [sic]
6021	Snake bite kit (anti-venom)
6022	Tequila worm, agave worm
6023	Euphoria
6024	Blue Jesus
6025	Yellow jell

Code	Definition
6026	KJ
6027	Judyfly
6028	Laced flower
6029	DXM
6030	Root
6031	Strychnine
6032	TSP
6033	Ramstein
6034	Pigface
6035	Campana (flower)
6036	Coco weed
6037	Fry
6038	Triplets, trips
6039	Blue Hawaii
6040	Dank
6041	Leaky leak
6042	Super K
6043	Diviner's sage, Salvia divinorum
6044	Gel caps, gel tabs
6045	Blackboards
6046	Aquafoot
6047	Water
6048	Dex
6049	Locoseeds, locoweed seeds
6050	High roller
6051	Tryptamine, not otherwise specified
6052	Acrylic resin
6053	Toothpicks
6054	Spiny apples
6055	Liberty caps
6056	Wet
6057	Silk
6058	Purple life
6059	Satan flower
6060	Ololiuhqui
6061	5-MeO-DMT
6062	Madderwort, wormwood
6063	Foxglove
6064	Marigold buttons
6065	3CPO
6066	Purple rain
6067	Venus
6068	Blue ice
6069	Peach
6070	DTP
6071	Sinicuichi
6072	JUNO
6073	Rolls
6074	LSA
6075	Trinity
6076	Lemon 714
6077	San Pedro

Code	Definition
6078	Trumpet flowers/seeds; type unspecified
6079	Sugar cubes
6080	Purple passion
6081	Shabu
6083	CCC, "Triple C," C3 <OTC>
6084	Devil dust
6085	Dips
6086	Flakes
6087	Ibogaine
6088	Brugmansia
6089	Cake
6090	Heaven
6091	Ergot, rye mold
6092	TCP
6093	Mitsubishi
6094	Mushrooms, specifically not psilocybin
6095	Super cool, super kool
6096	Bananadine
6097	Banana slug slime
6098	Dust; not otherwise specified
6099	Kathmandu Temple Kiff
6100	2C-T-7, T7, blue mystic
6101	Alice in Wonderland
6102	Absinthe
6103	Ayahuasca, Yage, Yahe
6104	Tish
6105	Alpha-methyltryptamine, AMT, IT-290, 3-IT
6106	Paramethoxyamphetamine, PMA
6107	Ambrosia
6108	Gorilla biscuits
6109	2, 5-Dimethoxyamphetamine, DMA
6110	Mad dog
6111	Syrian rue
6112	2C-T-2
6113	Candy flip
6114	Molly; not otherwise specified
6115	Foxy
6116	Nepenthes
6117	Dragon (with color; not blue/red)
6118	Adrenochrome
6119	Scoop
6120	Lucky seven
6121	Cactus; specifically not peyote
6122	MMDA
6123	Mighty Quinn
6124	Mormon tea
6125	MDE, MDEA, 3,4-Methylenedioxy-N-Ethylamphetamine
6126	2,5-Dimethoxy-4-iodophenethylamine, 2C-I

Code	Definition
6127	Skittles
6128	Henbane
6129	Beaner
6130	5-MeO-DiPT, foxy methoxy
6131	Mandrakes
6132	Amanita mushrooms, fly agaric, Muscimol
6133	Acorus calamus, sweet flag
6134	Anadenanthera colubrina, cohoba, vilca, yopo
6135	5-MeO-AMT
6136	Spook
6137	Harmaline
6138	2,5-Dimethoxy-4-ethylphenethylamine, 2C-E
6139	2,5-Dimethoxy-4-chlorophenethylamine, 2C-C
6140	MiPT, N-Methyl-N-isopropyltryptamine
6141	Dipropyltryptamine, DPT
6142	Snake venom
6143	2C-X
6144	Di-isopropyl-tryptamine, DiPT
6145	Scooby snacks
6146	5-MeO; otherwise unspecified
6147	Phenethylamines; otherwise unspecified
6148	Mimosa tree bark
6149	Tiletamine
6150	Mantis root
6151	Matrix
6152	Cigarette dipped in embalming fluid
6153	Asthmador
6154	2,5-Dimethoxy-4-methylphenethylamine, 2C-D
6155	5-MeO-T, 5-Methoxytryptamine
6156	TMA, Trimethoxyamphetamine
6157	Taters
6158	Mulberry seeds/plant
6159	2,5-Dimethoxy-4-methylthiophenethylamine, 2C-T
6160	Wacky Weed
6161	Thujone
6162	4-MeO-DMT
6163	Devil's trumpet
6164	Tenocyclidine
6165	PMMA, Paramethoxymethamphetamine
6166	BZP, Benzylpiperazine
6167	4-HO-DMT, Psilocin
6168	2,5-Dimethoxy-4-iodoamphetamine, DOI

Code	Definition
6169	2,5-Dimethoxy-4-chloroamphetamine, DOC
6170	Moonflower/pod; otherwise unspecified
6171	4-Acetoxy-N,N-dimethyltryptamine, 4-AcO-DMT
6172	2,5-Dimethoxy-4-(2-fluoroethylthio)phenethylamine, 2C-T-21
6173	2,5-dimethoxy-4-bromoamphetamine, Brolamfetamine, DOB
6174	bk-MDMA, Methylone
6175	4-Hydroxy-N,N-diisopropyltryptamine, 4-HO-DiPT, Iprocin
6176	3C-Bromo-Dragonfly, DOB-Dragonfly
6177	4-Acetoxy-DiPT, 4-Acetoxy-N,N-diisopropyltryptamine
6178	4-Acetoxy-DMT
6179	4-HO-HiPT, 4-HO-MiPT, 4-Hydroxy-MiPT, 4-Hydroxy-N-methyl-N-isopropyltryptamine
6180	2C-BCB, TCB-2
6181	4-HO-MET, 4-Hydroxy-N-methyl-N-ethyltryptamine
6182	2C-P, 4-Propyl-2,5-dimethoxyphenethylamine
6183	5-MeO-DALT, N,N-diallyl-5-methoxytryptamine
6184	Orange peels
6185	25I-NBOMe, BOM-CI, Cimbi-5, NBOMe-2C-I
6186	3-MeO-2-Oxo-PCE, MXE, Methoxetamine
6187	Mugwort
6188	25B-NBOMe, NBOMe-2C-B
6189	25C-NBOMe, NBOMe-2C-C
6190	2, 5-Dimethoxy-4-fluorobenzaldehyde, 2C-F
6191	CI-400, Eticyclidine, PCE
6192	5-MeO-MiPT, 5-methoxy-N-methyl-N-isopropyltryptamine
6193	Fungus; otherwise specified
6194	MDMA derivative; otherwise unspecified
6195	LSZ, Lysergic acid 2,4-dimethylazetidide
6196	Changa
6198	5,6-methylenedioxy-2-aminoindane, MDAI
6199	LAH, LSH, Lysergic acid hydroxyethylamide
6200	6-allyl-6-nor-LSD, AL-LAD
6201	4-HO-DET, 4-Hydroxy-N,N-diethyltryptamine, CZ-74, Ethocin

Code	Definition
6202	4-Acetoxy-MET, 4-AcO-MET, Metacetin
6203	NBOMe; otherwise unspecified
6204	Hallucinogen from toothpaste
6205	Owsley, white owsley
6206	Blue Egyptian lotus, blue lotus
6207	2C-B-Fly, 2C-Bromo-Fly
6208	3-Methoxyphencyclidine, 3-MeO-PCP
6209	1P-LSD
6210	Beta-keto 2C-B, Bk-2C-B
6211	6-MAPB
6212	3-Mephedrone, 3-Methylmethcathinone, 3-MMC
6213	Synthetic LSD/acid; otherwise unspecified
6214	Synthetic mescaline; otherwise unspecified
6215	Synthetic mushrooms; otherwise unspecified
6216	4-Acetoxy-N-methyl-N-isopropyltryptamine, 4-AcO-MiPT
6217	25D-NBOMe, NBOME-2C-D
6218	2,3,4-Trimethoxyamphetamine, TMA-2
6219	Hallucinogenic honey; type unspecified
6220	ETH-LAD
6221	Amatoxin-containing mushrooms; otherwise unspecified
6222	Jekem, Jenkem
6223	3-HO-PCP, 3-Hydroxyphencyclidine
6224	Red canary grass
6225	DCK, Deschloroketamine
6226	E-EAPB
6501	Ketaset [code 280 prior to 2015]
8001	Robitussin elixir
8002	Zantac
8003	Yesca
8004	Guaifenesin
8005	Imodium AD <OTC>
8006	Laxative <OTC>
8007	Gabapentin, Neurontin
8008	Antidepressant; type unspecified
8009	Allergy pills/antihistamine; type unspecified
8010	Zyrtec, Cetirizine <OTC>
8011	Herb, flower, plant; type unspecified
8012	Coriciden <OTC>
8013	Maalox <OTC>
8014	Throat spray/lozenge; type unspecified <OTC>
8015	Bengay <OTC>

Code	Definition
8016	Icy Hot <OTC>
8017	Buscapina
8018	Claritromicina
8019	Azithromycin, Z-pack, Zithromax
8020	Allegra, Altiva
8021	Cipro, Ciprofloxacin, Cliloxam
8022	Creatine <OTC>
8023	Myoflex <OTC>
8024	Asthma inhaler, asthma medication, bronchial dilators
8025	Alavert D, Claritin D, or similar <OTC>
8026	Powder
8027	Alavert, Claritin, Loratadine <OTC>
8028	Bactine <OTC>
8029	Flexall <OTC>
8030	Tums <OTC>
8031	Sugar pills
8032	Prilosec, Mopral
8033	Heart medication; type unspecified
8034	Nutri-calm <OTC>
8035	Prednisone
8036	Norvasc
8037	Thermochrome 5000 <OTC>
8038	Coldact
8039	Kaopectate <OTC>
8040	Trioxsalen
8041	Garlic, garlic oil, garlic tablets <OTC>
8042	Alka Seltzer <OTC>
8043	Accolate
8044	Cephelaxin, Keflex
8045	Gas-X, Mylicon <OTC>
8046	Slim Fast <OTC>
8047	Pepcid AC <OTC>
8048	Theophylline
8049	Sorbitol
8050	Tavist D <OTC>
8051	Sinex <OTC>
8052	Bactrim, Septra
8053	Dristan <OTC>
8054	Beclovent, Beconase, Venceril
8055	Flonase
8056	Vicks VapoRub/inhaler <OTC>
8057	Natacyn, Natamycin ophthalmic
8058	Cough medicine/syrup; type unspecified
8059	Peroxyl <OTC>
8060	Blue nitro
8061	Entex LA
8062	Mylanta <OTC>
8063	Heparin
8064	Triaminic <OTC>
8065	Tylenol Cold Medication <OTC>

Code	Definition
8066	Viagra
8067	Testosterone
8068	Hemorrhoid cream
8069	Decadron, Dexamethasone
8070	Advil Cold and Sinus <OTC>
8071	Augmentin
8072	Deca-Durabolin, Nandrolone decanoate
8073	Deconamine
8074	Fansidar
8075	Effergin <OTC>
8076	Sanzolol, Stanazolol, Winstrol
8077	Azmacort
8078	Vitamin K
8079	Insulin
8080	Depotrone
8081	Primobolan
8082	Robinul
8083	Testosterone cyprionate
8085	Anti-psychotics/schizophrenic; type unspecified
8086	Provera
8087	Benzocaine
8088	Dianabol
8089	Sustanol <OTC>
8090	Sustanon, Sostanon
8091	Benzedrex <OTC>
8092	Decaderm
8093	Stacker 2, Stacker 3, <OTC>
8094	Pepto Bismol <OTC>
8095	Over-the-counter asthma pills; not specified <OTC>
8096	Thermicore <OTC>
8097	Tizanidine, Zanaflex
8098	Potassium chloride
8099	Somatech
8100	Kava Kava <OTC>
8101	Colace <OTC>
8102	Nasacort <OTC>
8103	Testosterona 200, Testosterone 300
8104	Thermadrene <OTC>
8105	Sustiva
8106	Methoxy-7 <OTC>
8107	Diovan, Valsartan
8108	Atenolol
8109	Apple cider and vinegar pills <OTC>
8110	Over-the-counter drug/pills; type unspecified <OTC>
8111	Silver chloride
8112	hCG, Human Chorionic Gonadotropin
8113	Test 250, Test 400 <OTC>
8114	Lidocaine
8115	Vicks 44 <OTC>

Code	Definition
8116	Herbal Ease <OTC>
8117	Hydrocortisone
8118	Smoking; not otherwise specified
8119	Regal medicated oil
8120	Difulcan
8121	Invirase
8122	Trenbol
8123	Tylenol Sinus <OTC>
8124	Deca-diabolin
8125	Comtrex <OTC>
8126	Valtrex
8127	Damiana <OTC>
8128	Glucosamine <OTC>
8129	Equipoise, Equipoise
8130	Zantac 75 <OTC>
8131	Acacia Gum, carbisol <OTC>
8132	D-bol, Liquid D-bol
8133	Mega Teen <OTC>
8134	Glucophage, Metformin
8135	Verapamil
8136	Montekulast, Singulair
8137	5-HTP, 5-Hydroxytryptophan <OTC>
8138	Chlorphenamine maleate, Chlorpheniramine maleate, Piriton <OTC>
8139	Chloroquine, Nivaquine
8140	Anamine
8141	Gamma butyrolactone, GBL
8142	Conex Plus
8143	Mycelex
8144	Clarinox, Desloratadine
8145	Cooking extracts (vanilla, lemon, etc.) <OTC>
8146	Tabcin <OTC>
8147	Tylenol Flu <OTC>
8148	Met-Rx <OTC>
8149	Desenfriol <OTC>
8150	Biolex wound gel <OTC>
8151	Flu shot; otherwise unspecified
8152	Thermogenics; otherwise unspecified <OTC>
8153	Nexium
8154	Beta Blocker; otherwise unspecified
8155	Telithromycin
8156	Flumethasone
8157	Colirio
8158	Lipitor
8159	Loperamide, Virola
8160	Eprosartan, Teveten
8161	Echinacea <OTC>
8162	Prevacid
8163	Ditropan
8164	Testosterone propionate

Code	Definition
8165	Anavar
8166	White girl
8167	T3, Tri-iodothyronine
8168	Fluoride
8169	TheraFlu <OTC>
8170	Muscle stimulator spray; contents unspecified
8171	Dietary supplements; otherwise unspecified
8172	Cortisone
8173	Chlorhexidine, Exidine
8174	Betadine, Efodine, Iodine <OTC>
8175	CortiSlim <OTC>
8176	TrimSpa <OTC>
8177	Face/body cleanser; contents unspecified
8178	Norateen
8179	Artemesia
8180	Avonex
8181	Corgard
8182	Clindamycin
8183	St. John's Wort <OTC>
8184	Ondansetron, Periset, Zofran
8185	Pro Plus <OTC>
8186	Lomotil
8187	Xylocaine
8188	Anadrol
8189	Furosemide, Lasix
8190	Benegal
8191	L-Dopa
8192	Delsym, Dextromethorphan polistirex <OTC>
8193	Pertussin <OTC>
8194	Afrin <OTC>
8195	Anti-seizures; type unspecified
8196	Hirudoid
8197	Chronic
8198	Handle bars
8199	Neurobion
8200	Dan(s), Dan Dan(s); no other information
8201	Watson(s); no other information
8202	Intal
8203	Bar; otherwise unspecified
8204	Phloroglucinol, Spasfon
8205	Tylenol Allergy <OTC>
8206	Delatestryl, Testosterone enanthate
8207	Terpin Hydrate
8208	Romilar, form unspecified
8209	Red Bull Energy Drink <OTC>
8210	Mylan(s); no other information
8211	Precose

Code	Definition
8212	Finaplix Gold, Trembolona QV75, Trenbolone
8213	Ranitidine
8214	Robo, Robo tripping
8215	Yager's liniment <OTC>
8216	Red Dawn GHR Release <OTC>
8217	Anti-diarrhea medication; type unspecified
8218	Attention deficit disorder meds; type unspecified [added in 2006; changed to code 8229 beginning in 2007]
8219	A & D ointment <OTC>
8220	Lavender <OTC>
8221	Omnadren
8222	Protein-based weight gain product, type unspecified
8223	Chocolate
8224	Oxytocin, Pitocin, Syntocinon
8225	Cymbalta, Duloxetine
8226	Bitrex
8227	Sativa; otherwise unspecified
8228	Boldo
8229	ADHD/ADD medication; otherwise unspecified
8230	Advair
8231	Tussin medication, no other information
8232	Rat/rodent poison; contents unspecified
8233	Keppra, Levetiracetam
8234	Lamisil
8235	Benzonatate, Tessalon
8236	Lyrica, Pregabalin
8237	Kratom
8238	Decongestant; type unspecified
8239	Drotaverine, Drotin
8240	Lamictal, Lamotrigine
8241	Chemotherapy; drug unspecified
8242	Albucid
8243	Guaifenes
8244	Superdrol <OTC>
8245	Human growth hormone (HGH)
8246	Phenoxy
8247	Abilify, Aripiprazole
8248	Nano Vapor <OTC>
8249	DMG, N,N-Dimethylglycine HCl <OTC>
8250	Boldenone
8251	Orange oil
8252	Humatrope
8253	Pancof
8254	Green hornet
8255	Sulfuride

Code	Definition
8256	Phenylephrine <OTC>
8257	Hoodia product/supplement <OTC>
8258	Vivonex <OTC>
8259	Rolaids <OTC>
8260	Dextromine <OTC>
8261	Chlorophyll <OTC>
8262	Green tea/green tea supplement <OTC>
8263	Stimulin <OTC>
8264	Lipozene <OTC>
8265	Apresoline, Hydralazine
8266	Alka Seltzer Plus <OTC>
8267	Quinine
8268	Protonix
8269	Acai berry supplement (pill, powder, liquid) <OTC>
8270	No-Xplode <OTC>
8271	Catnip <OTC>
8272	Tri Tren 150, Triple Trenbolone Blend
8273	Goofballs
8274	Terramycin
8275	Obesitol, Safflower oil <OTC>
8276	Bitter grass, Calea zacatechichi, Dream herb <OTC>
8277	XL-3 <OTC>
8278	Bufotoxin
8279	Coumadin, Warfarin
8280	MucinexDM <OTC>
8281	Antiseptic; contents unspecified
8282	Salt, Sodium chloride <OTC>
8283	Synthetic cannabinoids (e.g., K2, Spice, JWH-018)
8284	Desvenlafaxine, Prestiq
8285	Mirapex, Pramipexole
8286	Advant, Atacand, Candesartan
8287	CP 55, 940
8288	Azor
8289	Ear drops; contents unspecified
8290	Dependal-M, Furazolidone, Furoxone
8291	Ritz and Ts, Ts and rits, Ts and Rs
8292	Cigarettes baked/smoked with toothpaste
8293	Lean (Promethazine with codeine mixed with Sprite)
8294	Stevia <OTC>
8295	Tenex
8296	Acetazolamide, Diamox
8297	TussiCaps
8298	Jack3d <OTC>
8299	Broncolin <OTC>
8300	Zylortim <OTC>
8301	Bath salts, otherwise unspecified
8303	Zicam <OTC>

Code	Definition
8304	Phenphedrine <OTC>
8305	Anti-anxiety medication; type unspecified
8306	Flu medication; no other information
8307	ExtenZe <OTC>
8308	Devil's club
8309	Mucinex <OTC>
8310	DMAA, Methylhexanamine
8311	Zombie Matter
8312	Intuniv
8313	Medithane
8314	Cloud 10 Ultra
8315	Synthetic cannabis; otherwise unspecified
8316	Piracetam
8317	Namenda
8318	AM-2201
8319	Methotrexate
8320	Abraxane
8321	Botanical Slimming <OTC>
8322	Horny goat weed
8323	Benzathine benzylpenicillin, Penadur
8324	Lamb's ear
8325	Drostanolone propionate, Masteron
8326	Dalay
8327	7H
8328	Metamine
8329	Artane, Parkopan
8330	Bipolar disorder medication; type unspecified
8331	Diophenyl-T
8332	Myristicin
8333	Moringa
8334	OxyElite Pro
8335	Metatabs
8336	Peridan
8337	Collagen
8338	Bumex, Bumetanide, Burinex
8339	Tukol <OTC>
8340	Picot <OTC>
8341	Apokyn, Apomorphine, Ixense, Spontane, Uprima
8342	Nalone, Naloxone, Narcan
8343	Agapanthus, Lily of the Nile
8344	Taurine
8345	Dolo-Doceplex D
8346	Duralex
8347	Chamomile
8348	Methenamine
8349	BCAA powder <OTC>
8350	Maqui
8351	6-APB, Benzo Fury
8352	Lisinopril

Code	Definition
8353	Hormone; otherwise unspecified
8354	MitoQ <OTC>
8355	EPO, Erythropoietin
8356	Tigan, Trimethobenzamide
8357	Bronkaid <OTC>
8358	Kanna powder, sceletium tortuosum
8359	Sarsaparilla
8360	Piperazine; otherwise unspecified
8361	Januvia
8362	Doxycycline
8363	Cavedilol
8364	Pantoprazole
8365	Pen vaporizer; contents unspecified
8366	Omeprazole
8367	Peptides; otherwise unspecified
8368	alpha-PVP, alpha-Pyrrolidinopentiophenone
8369	Ivory Caps <OTC>
8370	Memory 2000 <OTC>
8371	Effexor XR
8372	Zonegran, zonisamide
8373	Electronic cigarette
8374	5-hour Energy <OTC>
8375	Frova
8376	Treximet
8377	New Skin <OTC>
8378	AcipHex
8379	Dabs/dabbing
8380	Adequan
8381	Vapor/vape juice; route of use unspecified
8382	Hydroxychloroquine, Plaquenil
8383	Edex
8384	Latuda
8385	Belsomra
8386	Acyclovir
8387	Fexodine
8388	BPC-157
8389	CBD oil, Hemp oil (not marijuana) <OTC>
8390	Monistat <OTC>
8391	Simvastatin, Zocor
8392	Cerebrolysin
8393	Cytotec, Misoprostol
8394	Magnesium chloride <OTC>
8395	Olbas oil <OTC>
8396	Triamcinolone
8397	Monster Energy drink <OTC>
8398	Tea tree oil <OTC>
8399	Lovenox
8400	Tetanus vaccine
8401	Tussin DM <OTC>
8402	Garcina cambogia <OTC>

Code	Definition
8403	Sukrol <OTC>
8404	DL-Phenylalanine, L-Phenylalanine <OTC>
8405	Mytocin, Mytomycin
8406	Xyrem
8407	Campho-Phenique <OTC>
8408	Tianeptine
8409	Noroxin
8410	GHRP, Growth hormone-releasing peptide
8411	Tamiflu
8412	Thyroid medication; otherwise unspecified
8413	Ketalar [see also 658 and 6501]
8501	Haldol, Haloperidol [code 113 prior to 2015]
8502	Dimetapp <OTC> [code 136 prior to 2015]
8503	Dilantin [code 141 prior to 2015]
8504	Actifed <OTC> [code 148 prior to 2015]
8505	Quetiapine, Seroquel [code 178 prior to 2015]
8506	Mysoline [code 183 prior to 2015]
8507	Promazine [code 192 prior to 2015]
8508	Meclizine [code 193 prior to 2015]
8509	Triavil [code 224 prior to 2015]
8510	Desyrel, Trazodone hydrochloride [code 225 prior to 2015]
8511	Stelazine, Trifluoperazine HCl [code 226 prior to 2015]
8512	Thorazine [code 227 prior to 2015]
8513	Amitriptyline, Elavil [code 228 prior to 2015]
8514	Compazine, Prochlorperazine [code 230 prior to 2015]
8515	Mellaril [code 232 prior to 2015]
8516	Trilafon, Perphenazine [code 233 prior to 2015]
8517	Imipramine [code 235 prior to 2015]
8518	Lithium carbonate, Lithonate [code 240 prior to 2015]
8519	Prozac, Fluoxetine [code 241 prior to 2015]
8520	Etrafon [code 243 prior to 2015]
8521	Tryptophan [code 245 prior to 2015]
8522	Adapin, Doxepin, Sinequan [code 247 prior to 2015]
8523	Asendin [code 249 prior to 2015]
8524	Aventyl, Nortab, Nortriptyline, Pamelor [code 250 prior to 2015]
8525	Zestril [code 257 prior to 2015]
8526	Desipramine, Norpramin [code 259 prior to 2015]



<b>Code</b>	<b>Definition</b>
8527	Prolixin [code 262 prior to 2015]
8528	Vivactil [code 263 prior to 2015]
8529	Marezine [code 267 prior to 2015]
8530	Sertraline hydrochloride, Zoloft [code 271 prior to 2015]
8531	Loxitane [code 275 prior to 2015]
8532	Clozapine, Clozaril [code 282 prior to 2015]
8533	Paroxetine, Paxil [code 283 prior to 2015]
8534	Tofranil [code 284 prior to 2015]
8535	Risperdal, Risperdol, Risperidone [code 285 prior to 2015]
8536	Olanzapine, Zyprexa [code 289 prior to 2015]
8537	Celexa, Citalopram [code 291 prior to 2015]
8538	Serzone [code 292 prior to 2015]
8539	Anafranil, Clomipramine [code 293 prior to 2015]
8540	Fluvoxamine, Luvox [code 294 prior to 2015]
8541	Mirtazapine, Remeron [code 295 prior to 2015]
8542	Acepromazine, PromAce [code 298 prior to 2015]
8543	Nitroglycerine [code 343 prior to 2015]
8544	Cogentin [code 371 prior to 2015]
8545	Dimenhydrinate, Dramamine, sea/motion sickness pill <OTC> [code 1002 prior to 2015]
8546	Scopolamine [code 1020 prior to 2015]
8547	Seroquel XR [code 1021 prior to 2015]
8548	Insidon, Opipramol [code 2005 prior to 2015]
8549	Escitalopram, Lexapro [code 2011 prior to 2015]
8550	Geodon, Ziprasidone [code 2012 prior to 2015]
8551	Invega [code 2020 prior to 2015]
8552	Lidone, Moban, Molindone [code 2021 prior to 2015]
8553	Bupropion, Wellbutrin, Zyban [code 3026 prior to 2015]
8554	Effexor [code 3037 prior to 2015]
8555	Spancap [code 3067 prior to 2015]
8556	Orlistat, Xenical [code 3079 prior to 2015]
8557	Strattera [code 3087 prior to 2015]
8558	Wellbutrin XL [code 3108 prior to 2015]

<b>Code</b>	<b>Definition</b>
8559	alli weight loss pills <OTC> [code 3118 prior to 2015]
8560	Obitol [code 3121 prior to 2015]
8561	Akineton, Biperiden [code 4014 prior to 2015]
8562	Flarex [code 4032 prior to 2015]
8563	Suprax [code 4066 prior to 2015]

**APPENDIX B**

**Consolidated Drug Other Specify Tables**

**Tabulation of OVERALL Drug Other Specifies**

<b>Drug Code</b>	<b>Drug Name</b>	<b>Number of Times Mentioned in Other Specifies</b>	<b>% Of All Drugs Specified</b>
108	Nembutal	1	0.05
109	Seconal	2	0.10
110	Tuinal	1	0.05
116	Methaqualone, Sopor, Quaalude	2	0.10
120	Downers; OTHER Sedative, NOT OTHERWISE SPECIFIED	6	0.30
124	Yellow jackets	1	0.05
130	Promethazine	4	0.20
157	Barbiturates	1	0.05
171	NyQuil <OTC>	4	0.20
174	Ambien	3	0.15
176	Melatonin <OTC>	4	0.20
180	Tylenol P.M. <OTC>	1	0.05
196	Simply Sleep <OTC>	1	0.05
201	Valium	4	0.20
207	Ativan	1	0.05
209	Xanax	37	1.85
211	BuSpar	1	0.05
216	Atarax	2	0.10
221	OTHER Tranquilizer, NOT OTHERWISE SPECIFIED	3	0.15
223	Methocarbamol	3	0.15
234	Flexeril	1	0.05
246	Klonopin	5	0.25
268	Rohypnol, Flunitrazepam, roche, roofies	1	0.05
311	Preludin	1	0.05
318	Ritalin	6	0.30
319	Cylert	1	0.05
322	Methamphetamine ("ice" or "crank"), Meth	54	2.70
324	Uppers; OTHER Stimulant, NOT OTHERWISE SPECIFIED	1	0.05
339	Amphetamines, otherwise unspecified	2	0.10
348	Crystal	1	0.05
351	Cathinone, cat, khat, Q"at	1	0.05
355	Crystal meth, crystal methamphetamine	3	0.15
363	Bam(s)	1	0.05
364	Pseudoephedrine <OTC>	1	0.05

**Tabulation of OVERALL Drug Other Specifies**

<b>Drug Code</b>	<b>Drug Name</b>	<b>Number of Times Mentioned in Other Specifies</b>	<b>% Of All Drugs Specified</b>
377	Albuterol	3	0.15
406	Percodan	1	0.05
407	Demerol	8	0.40
408	Dilaudid, Hydromorphone	32	1.60
409	Tylenol with Codeine, Tylenol 3, Tylenol 4	3	0.15
411	Talwin	1	0.05
415	Codeine pills	4	0.20
417	Morphine	42	2.10
418	Methadone	4	0.20
420	OTHER Analgesic, NOT OTHERWISE SPECIFIED	32	1.60
422	Motrin	7	0.35
423	Percocet	15	0.75
425	Advil <OTC>	87	4.35
426	Fiorinal	1	0.05
430	Aspirin, Ecotrin, Empirin <OTC>	5	0.25
434	Vicodin	6	0.30
435	Tylenol, Tylenol Extra-Strength <OTC>	99	4.95
438	Anaprox, Naprosyn, Naproxen, Naxen	10	0.50
439	222, Canadian 222	3	0.15
442	Ibuprofen	65	3.25
450	Acetaminophen, incl. non-Tylenol brands <OTC>	8	0.40
462	Norflex	1	0.05
465	Fentanyl	10	0.50
466	Midol <OTC>	2	0.10
468	Excedrin <OTC>	4	0.20
472	Indocin, Indomethacin	1	0.05
490	Nalbuphine, Nubain	1	0.05
499	Aleve <OTC>	26	1.30
501	Gasoline or lighter fluids	9	0.45
502	Spray paints	2	0.10
503	Other aerosol sprays	12	0.60
504	Shoeshine liquid, glue, or toluene	6	0.30
505	Lacquer thinner or other paint solvents	1	0.05
506	Amyl nitrite,"poppers,"locker room odorizer,"rush"	7	0.35

***Tabulation of OVERALL Drug Other Specifies***

<b>Drug Code</b>	<b>Drug Name</b>	<b>Number of Times Mentioned in Other Specifies</b>	<b>% Of All Drugs Specified</b>
508	Nitrous oxide, "whippits," dentist gas	18	0.90
510	OTHER Inhalant, NOT OTHERWISE SPECIFIED	9	0.45
511	Markers, felt-tip pens, ink pens	7	0.35
516	CHC, chlorofluorocarbon, freon, refrigerant	6	0.30
518	Acetone, nail polish remover	8	0.40
519	Helium	10	0.50
520	Old paint, paint	3	0.15
524	White-Out	3	0.15
525	Butane	1	0.05
526	Nail polish	4	0.20
528	Whipped-cream can	4	0.20
531	Candy, powdered candy, sugar	3	0.15
537	Air horn, canned air horn, condensed horn	2	0.10
539	Scotch-Gard	1	0.05
546	Leather or suede protector, aerosol unspecified	1	0.05
548	Cologne, isopropanol vapors, rubbing alcohol	7	0.35
553	Pixie sticks	1	0.05
560	Diswashing detergent, laundry detergent, soap	3	0.15
582	WD-40	1	0.05
590	Canned air, compressed air	1	0.05
591	Air brush propellant, air brush cartridge	1	0.05
592	Computer air duster, computer cleaner, dust-off	10	0.50
601	LSD ("acid")	61	3.05
602	Peyote	4	0.20
603	Mescaline	2	0.10
604	Psilocybin (mushrooms), sclerotia, shrooms	53	2.65
605	PCP ("angel dust," phencyclidine)	3	0.15
606	"Ecstasy" (MDMA), X-TC, "X"	13	0.65
607	OTHER Hallucinogen, NOT OTHERWISE SPECIFIED	65	3.25
609	Jimson weed	3	0.15
612	Happy stick, sherm, sherman, shermstick	1	0.05
614	MDA, Methylenedioxy amphetamine	4	0.20
616	DET, Dimethyltryptamine, DMT	14	0.70
617	Morning glory seeds, morning glory tendrils, ricea	10	0.50

**Tabulation of OVERALL Drug Other Specifies**

<b>Drug Code</b>	<b>Drug Name</b>	<b>Number of Times Mentioned in Other Specifies</b>	<b>% Of All Drugs Specified</b>
622	Microdot(s), green microdot, purple microdot	1	0.05
624	Orange sunshine, sunshine, yellow sunshine	1	0.05
625	Window, window pane, 4-way pane, 4-way	2	0.10
627	Hawaiian wood rose, Hawaiian Woodrow seeds	3	0.15
636	DOM, STP	4	0.20
637	Purple haze	3	0.15
639	Nutmeg, Mace	3	0.15
650	Datura stramonium, daytura, thorn apple	2	0.10
652	ALD-52	1	0.05
658	Special K, Ketamine	6	0.30
660	Bufotenin, toad, toad licking	1	0.05
679	Hell bells	1	0.05
698	2C-B, Bromo mescaline, Nexus	48	2.40
701	OTHER Opiates, NOT OTHERWISE SPECIFIED	5	0.25
702	Heroin	38	1.90
703	Opium, otherwise unspecified	1	0.05
801	OTHER Drugs, NOT OTHERWISE SPECIFIED	30	1.50
802	THC, cannabinal, marinol, tetrahydrocannabinol	3	0.15
803	Marijuana, MarrJane, Mary Jane, MJ, pot, weed	31	1.55
804	Hashish	1	0.05
805	Cocaine, coca, cocaina, coke, perico	43	2.15
806	Crack, rock	12	0.60
807	Alcohol, beer, ethanol, EtOH, pink champagne	21	1.05
809	Pills	2	0.10
813	Cigarettes, tobacco (type unspecified)	1	0.05
814	Caffeine <OTC>	1	0.05
818	Nicotine	1	0.05
821	Amoxicillin, Ampicillin, Pentrexly	3	0.15
824	Steroids	17	0.85
829	Robitussin DM <OTC>	3	0.15
843	Cold medicine, cold tablets <OTC>	2	0.10
847	GHB, NSC, gamma hydroxybutyrate	2	0.10
858	Antibiotic	2	0.10
883	Dextromethorphan hydrobromide <OTC>	15	0.75

***Tabulation of OVERALL Drug Other Specifies***

<b>Drug Code</b>	<b>Drug Name</b>	<b>Number of Times Mentioned in Other Specifies</b>	<b>% Of All Drugs Specified</b>
900	Not a drug	1	0.05
1001	Benadryl, Diphenhydramine <OTC>	40	2.00
1006	Trileptal, Oxcarbazepine	1	0.05
1503	Temazepam	1	0.05
2001	Soma	2	0.10
2002	Muscle relaxers	4	0.20
2031	Rovotril	1	0.05
2501	Alprazolam	1	0.05
2503	Lorazepam	1	0.05
2504	Clonazepam	2	0.10
2506	Diazepam	1	0.05
2509	Cyclobenzaprine	4	0.20
2512	Hydroxyzine	2	0.10
3007	Nasal inhalant	1	0.05
3017	Dayquil <OTC>	1	0.05
3023	Adderall	24	1.20
3036	Ripped fuel <OTC>	1	0.05
3083	Redotex	1	0.05
3094	Dexmethylphenidate, Focalin	1	0.05
3111	Vyvanse	2	0.10
3116	MCAT, Mephedrone	1	0.05
3119	MDPV, Methylenedioxypropylamphetamine	1	0.05
3502	Methylphenidate	1	0.05
3508	Modafinil	3	0.15
4043	Tramadol	8	0.40
4044	Hydrocodone	11	0.55
4046	Oxycodone	26	1.30
4047	Roxicet	4	0.20
4065	Roxicodone	10	0.50
4067	OxyContin	37	1.85
4077	Tee"s	1	0.05
4082	Analgin, Dipyrone, Metamizol, Metamizole, Prodolin	1	0.05
4091	K4	3	0.15
4100	Excedrin Migraine <OTC>	1	0.05

***Tabulation of OVERALL Drug Other Specifies***

<b>Drug Code</b>	<b>Drug Name</b>	<b>Number of Times Mentioned in Other Specifies</b>	<b>% Of All Drugs Specified</b>
4102	Mobic, Meloxicam	1	0.05
4109	Suboxone	22	1.10
4120	Opana	7	0.35
4129	Naproxen Sodium 220 mg <OTC>	1	0.05
4140	Opana ER (extended release)	1	0.05
4150	Subutex	1	0.05
4161	U-47700	1	0.05
4162	Oxymorphone extended release	1	0.05
4501	Lortab	4	0.20
4502	Norco	5	0.25
4505	Oxycodone product, unspecified	6	0.30
4506	Codeine, not in pill form	1	0.05
4510	Oxymorphone	2	0.10
5001	Bleach	1	0.05
5004	Ink print, paper	2	0.10
5016	Masking tape, tape adhesive	1	0.05
5017	Oil, lubricant, grease; otherwise unspecified	1	0.05
5022	Carbon dioxide, CO2, dry ice hits, CO2 tank	1	0.05
5024	Candle, citronella candle	1	0.05
5028	Carburetor cleaner, engine cleaner	1	0.05
5043	Carbona	1	0.05
5045	Cleaner, not otherwise specified	2	0.10
5049	Hand sanitizer/cleaner, contents unspecified	1	0.05
5061	Lip balm, lip gloss	1	0.05
5141	Gun smoke, gun powder	1	0.05
5142	Dryer sheets, fabric softener	1	0.05
5147	Glycerin	1	0.05
5148	Hand sanitizer/cleaner; alcohol-based	1	0.05
6005	Sassafras, sassafras tea	12	0.60
6029	DXM	14	0.70
6043	Diviner"s sage, Salvia divinorum	5	0.25
6044	Gel caps, gel tabs	1	0.05
6048	Dex	2	0.10
6052	Acrylic resin	1	0.05



**Tabulation of OVERALL Drug Other Specificies**

<b>Drug Code</b>	<b>Drug Name</b>	<b>Number of Times Mentioned in Other Specificies</b>	<b>% Of All Drugs Specified</b>
6055	Liberty caps	1	0.05
6061	5-MeO-DMT	1	0.05
6074	LSA	13	0.65
6077	San Pedro	1	0.05
6083	CCC, "Triple C," C3 <OTC>	3	0.15
6087	Ibogaine	4	0.20
6102	Absinthe	2	0.10
6103	Ayahuasca, Yahe	31	1.55
6105	Alpha-methyltryptamine, AMT, IT-290, 3-IT	4	0.20
6112	2C-T-2	3	0.15
6114	Molly, not otherwise specified	10	0.50
6118	Adrenochrome	1	0.05
6121	Cactus, specifically not peyote	1	0.05
6126	2,5-Dimethoxy-4-iodophenethylamine, 2C-I	34	1.70
6127	Skittles	1	0.05
6130	5-MeO-DiPT, foxy methoxy	1	0.05
6132	Amanita mushrooms, fly agaric, muscimol	1	0.05
6138	2C-E, 2-5-Dimethoxy-4-ethyl-phenethylamine	15	0.75
6154	2,5-Dimethoxy-4-methylphenethylamine, 2C-D	1	0.05
6168	2,5-Dimethoxy-4-iodoamphetamine, DOI	1	0.05
6169	2,5-dimethoxy-4-chloroamphetamine, DOC	3	0.15
6170	Moonflower/pod, otherwise unspecified	1	0.05
6171	4-acetoxy-N,N-dimethyltryptamine, 4-AcO-DMT	9	0.45
6173	2,5-dimethoxy-4-bromoamphetamine, DOB	1	0.05
6176	3C-Bromo-Dragonfly, DOB-Dragonfly	1	0.05
6185	25I-NBOMe, 2C-I-NBOMe, BOM-CI, Cimbi-5	18	0.90
6186	3-MeO-2-Oxo-PCE, MXE, Methoxetamine	4	0.20
6188	25B-NBOMe, NBOMe-2C-B	2	0.10
6189	25C-NBOMe, 2C-C-NBOMe, NBOMe-2C-C, N-Bomb	1	0.05
6192	5-MeO-MiPT	1	0.05
6196	Changa	1	0.05
6200	AL-LAD, 6-allyl-6-nor-LSD	2	0.10
6203	NBOMe; otherwise unspecified	12	0.60
6208	3-MeO-PCP, 3-Methoxyphencyclidine	2	0.10

***Tabulation of OVERALL Drug Other Specifies***

<b>Drug Code</b>	<b>Drug Name</b>	<b>Number of Times Mentioned in Other Specifies</b>	<b>% Of All Drugs Specified</b>
6209	1P-LSD	6	0.30
6213	Synthetic LSD/acid; otherwise unspecified	1	0.05
6223	3-HO-PCP, 3-Hydroxyphencyclidine	1	0.05
6224	Red canary grass	1	0.05
6226	E-EAPB	1	0.05
8004	Guaifenesin	1	0.05
8007	Gabapentin, Neurontin	7	0.35
8012	Coriciden <OTC>	4	0.20
8024	Asthma inhaler, asthma medication, bronchial dilator	2	0.10
8027	Alavert, Claritin, Loratadine <OTC>	3	0.15
8058	Cough medicine/syrup, type unspecified	6	0.30
8067	Testosterone	7	0.35
8072	Deca-Durabolin, Nandrolone decanoate	1	0.05
8076	Winstrol	2	0.10
8097	Tizanidine, Zanaflex	1	0.05
8100	Kava Kava <OTC>	1	0.05
8112	hCG, Human Chorionic Gonadotropin	1	0.05
8118	Smoke/smoking, not otherwise specified	4	0.20
8132	Liquid D-bol	1	0.05
8151	Flu shot, otherwise unspecified	1	0.05
8206	Delatestryl, Testosterone enanthate	1	0.05
8212	Finaplix Gold, Trenbolone QV75, Trenbolone	2	0.10
8224	Oxytocin, Pitocin, Syntocinon	1	0.05
8231	Tussin medication, no other information	1	0.05
8237	Kratom	3	0.15
8245	Human growth hormone (HGH)	1	0.05
8247	Abilify, Aripiprazole	3	0.15
8283	Synthetic cannabinoids (eg, K2, Spice, JWH-018)	31	1.55
8293	Lean (Promethazine w/codeine mixed w/Sprite)	1	0.05
8298	Jack3d <OTC>	1	0.05
8301	Bath salts, otherwise unspecified	5	0.25
8315	Synthetic cannabis, otherwise unspecified	2	0.10
8367	Peptides; otherwise unspecified	2	0.10
8368	alpha-PVP, alpha-Pyrrolidinopentiophenone	1	0.05

***Tabulation of OVERALL Drug Other Specificies***

<b>Drug Code</b>	<b>Drug Name</b>	<b>Number of Times Mentioned in Other Specificies</b>	<b>% Of All Drugs Specified</b>
8373	Electronic cigarette	1	0.05
8374	5-hour Energy <OTC>	7	0.35
8379	Dabs/dabbing	2	0.10
8381	Vapor/vape juice; route of use unspecified	8	0.40
8388	BPC-157	1	0.05
8389	CBD oil, Hemp oil (not marijuana) <OTC>	1	0.05
8397	Monster energy drink	1	0.05
8401	Tussin DM <OTC>	1	0.05
8408	Tianeptine	1	0.05
8409	Noroxin	1	0.05
8410	GHRP, Growth hormone-releasing peptide	2	0.10
8411	Tamiflu	1	0.05
8412	Thyroid medication; otherwise unspecified	1	0.05
8413	Ketalar [see also 658 and 6501]	2	0.10
8505	Quetiapine, Seroquel	4	0.20
8510	Desyrel, Trazodone hydrochloride	17	0.85
8513	Amitriptyline, Elavil	2	0.10
8519	Prozac, Fluoxetine	2	0.10
8530	Sertraline hydrochloride, Zoloft	5	0.25
8533	Paroxetine, Paxil	1	0.05
8535	Risperdal, Risperdol, Risperidone	1	0.05
8536	Olanzapine, Zyprexa	1	0.05
8541	Mirtazapine, Remeron	1	0.05
8545	Dimenhydrinate,Dramamine,sea/motion sickness <OTC>	6	0.30
8549	Escitalopram, Lexapro	2	0.10
8553	Bupropion, Wellbutrin, Zyban	2	0.10
8554	Effexor	1	0.05
8557	Strattera	1	0.05

***Tabulation of INHALANT Other Specifies***

<b>Drug Code</b>	<b>Drug Name</b>	<b>Number of Times Mentioned in Other Specifies</b>	<b>% Of All INHALANT Drugs Specified</b>
348	Crystal	1	0.69
377	Albuterol	2	1.38
501	Gasoline or lighter fluids	3	2.07
502	Spray paints	1	0.69
503	Other aerosol sprays	12	8.28
504	Shoeshine liquid, glue, or toluene	4	2.76
505	Lacquer thinner or other paint solvents	1	0.69
506	Amyl nitrite, "poppers," locker room odorizer, "rush"	4	2.76
508	Nitrous oxide, "whippits," dentist gas	5	3.45
510	OTHER Inhalant, NOT OTHERWISE SPECIFIED	7	4.83
511	Markers, felt-tip pens, ink pens	6	4.14
516	CHC, chlorofluorocarbon, freon, refrigerant	6	4.14
518	Acetone, nail polish remover	8	5.52
519	Helium	10	6.90
520	Old paint, paint	3	2.07
524	White-Out	3	2.07
526	Nail polish	4	2.76
528	Whipped-cream can	4	2.76
531	Candy, powdered candy, sugar	2	1.38
537	Air horn, canned air horn, condensed horn	2	1.38
539	Scotch-Gard	1	0.69
546	Leather or suede protector, aerosol unspecified	1	0.69
548	Cologne, isopropanol vapors, rubbing alcohol	7	4.83
553	Pixie sticks	1	0.69
560	Diswashing detergent, laundry detergent, soap	2	1.38
582	WD-40	1	0.69
591	Air brush propellant, air brush cartridge	1	0.69
592	Computer air duster, computer cleaner, dust-off	4	2.76
802	THC, cannabinal, marinol, tetrahydrocannabinol	1	0.69
803	Marijuana, MarrJane, Mary Jane, MJ, pot, weed	4	2.76
805	Cocaine, coca, cocaina, coke, perico	1	0.69
807	Alcohol, beer, ethanol, EtOH, pink champagne	1	0.69
818	Nicotine	1	0.69
843	Cold medicine, cold tablets <OTC>	1	0.69

***Tabulation of INHALANT Other Specifies***

<b>Drug Code</b>	<b>Drug Name</b>	<b>Number of Times Mentioned in Other Specifies</b>	<b>% Of All INHALANT Drugs Specified</b>
5001	Bleach	1	0.69
5004	Ink print, paper	2	1.38
5016	Masking tape, tape adhesive	1	0.69
5017	Oil, lubricant, grease; otherwise unspecified	1	0.69
5024	Candle, citronella candle	1	0.69
5028	Carburetor cleaner, engine cleaner	1	0.69
5043	Carbona	1	0.69
5045	Cleaner, not otherwise specified	2	1.38
5049	Hand sanitizer/cleaner, contents unspecified	1	0.69
5061	Lip balm, lip gloss	1	0.69
5141	Gun smoke, gun powder	1	0.69
5142	Dryer sheets, fabric softener	1	0.69
5147	Glycerin	1	0.69
5148	Hand sanitizer/cleaner; alcohol-based	1	0.69
6052	Acrylic resin	1	0.69
8024	Asthma inhaler, asthma medication, bronchial dilator	2	1.38
8118	Smoke/smoking, not otherwise specified	2	1.38
8373	Electronic cigarette	1	0.69
8379	Dabs/dabbing	1	0.69
8381	Vapor/vape juice; route of use unspecified	7	4.83

**Tabulation of HALLUCINOGEN Other Specifies**

<b>Drug Code</b>	<b>Drug Name</b>	<b>Number of Times Mentioned in Other Specifies</b>	<b>% Of All HALLUCINOGEN Drugs Specified</b>
116	Methaqualone, Sopor, Quaalude	1	0.15
124	Yellow jackets	1	0.15
171	NyQuil <OTC>	1	0.15
174	Ambien	1	0.15
209	Xanax	6	0.87
268	Rohypnol, Flunitrazepam, roche, roofies	1	0.15
319	Cylert	1	0.15
322	Methamphetamine ("ice" or "crank"), Meth	13	1.89
351	Cathinone, cat, khat, Q"at	1	0.15
355	Crystal meth, crystal methamphetamine	1	0.15
417	Morphine	1	0.15
434	Vicodin	1	0.15
439	222, Canadian 222	1	0.15
501	Gasoline or lighter fluids	6	0.87
502	Spray paints	1	0.15
504	Shoeshine liquid, glue, or toluene	2	0.29
506	Amyl nitrite,"poppers,"locker room odorizer,"rush"	3	0.44
508	Nitrous oxide, "whippits," dentist gas	13	1.89
510	OTHER Inhalant, NOT OTHERWISE SPECIFIED	2	0.29
511	Markers, felt-tip pens, ink pens	1	0.15
525	Butane	1	0.15
560	Diswashing detergent, laundry detergent, soap	1	0.15
590	Canned air, compressed air	1	0.15
592	Computer air duster, computer cleaner, dust-off	6	0.87
601	LSD ("acid")	56	8.14
602	Peyote	4	0.58
603	Mescaline	2	0.29
604	Psilocybin (mushrooms), sclerotia, shrooms	53	7.70
605	PCP ("angel dust," phencyclidine)	2	0.29
606	"Ecstasy" (MDMA), X-TC, "X"	7	1.02
607	OTHER Hallucinogen, NOT OTHERWISE SPECIFIED	64	9.30
609	Jimson weed	3	0.44
612	Happy stick, sherm, sherman, shermstick	1	0.15
614	MDA, Methylenedioxy amphetamine	3	0.44

***Tabulation of HALLUCINOGEN Other Specifies***

<b>Drug Code</b>	<b>Drug Name</b>	<b>Number of Times Mentioned in Other Specifies</b>	<b>% Of All HALLUCINOGEN Drugs Specified</b>
616	DET, Dimethyltryptamine, DMT	13	1.89
617	Morning glory seeds, morning glory tendrils, ricea	10	1.45
622	Microdot(s), green microdot, purple microdot	1	0.15
624	Orange sunshine, sunshine, yellow sunshine	1	0.15
625	Window, window pane, 4-way pane, 4-way	2	0.29
627	Hawaiian wood rose, Hawaiian Woodrow seeds	3	0.44
636	DOM, STP	4	0.58
637	Purple haze	3	0.44
639	Nutmeg, Mace	3	0.44
650	Datura stramonium, daytura, thorn apple	2	0.29
652	ALD-52	1	0.15
660	Bufotenin, toad, toad licking	1	0.15
679	Hell bells	1	0.15
698	2C-B, Bromo mescaline, Nexus	48	6.98
703	Opium, otherwise unspecified	1	0.15
801	OTHER Drugs, NOT OTHERWISE SPECIFIED	1	0.15
802	THC, cannabinal, marinol, tetrahydrocannabinol	2	0.29
803	Marijuana, MarrJane, Mary Jane, MJ, pot, weed	6	0.87
804	Hashish	1	0.15
829	Robitussin DM <OTC>	3	0.44
847	GHB, NSC, gamma hydroxybutyrate	2	0.29
883	Dextromethorphan hydrobromide <OTC>	15	2.18
900	Not a drug	1	0.15
1001	Benadryl, Diphenhydramine <OTC>	4	0.58
3023	Adderall	3	0.44
3119	MDPV, Methylenedioxypropylvalerone	1	0.15
4044	Hydrocodone	1	0.15
4046	Oxycodone	1	0.15
5022	Carbon dioxide, CO2, dry ice hits, CO2 tank	1	0.15
6005	Sassafras, sassafras tea	12	1.74
6029	DXM	14	2.03
6043	Diviner"s sage, Salvia divinorum	5	0.73
6044	Gel caps, gel tabs	1	0.15
6048	Dex	2	0.29

**Tabulation of HALLUCINOGEN Other Specifies**

<b>Drug Code</b>	<b>Drug Name</b>	<b>Number of Times Mentioned in Other Specifies</b>	<b>% Of All HALLUCINOGEN Drugs Specified</b>
6055	Liberty caps	1	0.15
6061	5-MeO-DMT	1	0.15
6074	LSA	13	1.89
6077	San Pedro	1	0.15
6083	CCC, "Triple C," C3 <OTC>	3	0.44
6087	Ibogaine	4	0.58
6102	Absinthe	2	0.29
6103	Ayahuasca, Yahe	31	4.51
6105	Alpha-methyltryptamine, AMT, IT-290, 3-IT	4	0.58
6112	2C-T-2	3	0.44
6114	Molly, not otherwise specified	7	1.02
6118	Adrenochrome	1	0.15
6121	Cactus, specifically not peyote	1	0.15
6126	2,5-Dimethoxy-4-iodophenethylamine, 2C-I	34	4.94
6127	Skittles	1	0.15
6130	5-MeO-DiPT, foxy methoxy	1	0.15
6132	Amanita mushrooms, fly agaric, muscimol	1	0.15
6138	2C-E, 2-5-Dimethoxy-4-ethyl-phenethylamine	15	2.18
6154	2,5-Dimethoxy-4-methylphenethylamine, 2C-D	1	0.15
6168	2,5-Dimethoxy-4-iodoamphetamine, DOI	1	0.15
6169	2,5-dimethoxy-4-chloroamphetamine, DOC	3	0.44
6170	Moonflower/pod, otherwise unspecified	1	0.15
6171	4-acetoxy-N,N-dimethyltryptamine, 4-AcO-DMT	9	1.31
6173	2,5-dimethoxy-4-bromoamphetamine, DOB	1	0.15
6176	3C-Bromo-Dragonfly, DOB-Dragonfly	1	0.15
6185	25I-NBOMe, 2C-I-NBOMe, BOM-CI, Cimbi-5	18	2.62
6186	3-MeO-2-Oxo-PCE, MXE, Methoxetamine	4	0.58
6188	25B-NBOMe, NBOMe-2C-B	2	0.29
6189	25C-NBOMe, 2C-C-NBOMe, NBOMe-2C-C, N-Bomb	1	0.15
6192	5-MeO-MiPT	1	0.15
6196	Changa	1	0.15
6200	AL-LAD, 6-allyl-6-nor-LSD	2	0.29
6203	NBOMe; otherwise unspecified	12	1.74
6208	3-MeO-PCP, 3-Methoxyphencyclidine	2	0.29



***Tabulation of HALLUCINOGEN Other Specifies***

<b>Drug Code</b>	<b>Drug Name</b>	<b>Number of Times Mentioned in Other Specifies</b>	<b>% Of All HALLUCINOGEN Drugs Specified</b>
6209	1P-LSD	6	0.87
6213	Synthetic LSD/acid; otherwise unspecified	1	0.15
6223	3-HO-PCP, 3-Hydroxyphencyclidine	1	0.15
6224	Red canary grass	1	0.15
6226	E-EAPB	1	0.15
8012	Coriciden <OTC>	4	0.58
8058	Cough medicine/syrup, type unspecified	4	0.58
8100	Kava Kava <OTC>	1	0.15
8118	Smoke/smoking, not otherwise specified	2	0.29
8231	Tussin medication, no other information	1	0.15
8237	Kratom	2	0.29
8283	Synthetic cannabinoids (eg, K2, Spice, JWH-018)	29	4.22
8293	Lean (Promethazine w/codeine mixed w/Sprite)	1	0.15
8301	Bath salts, otherwise unspecified	4	0.58
8315	Synthetic cannabis, otherwise unspecified	1	0.15
8368	alpha-PVP, alpha-Pyrrolidinopentiophenone	1	0.15
8379	Dabs/dabbing	1	0.15
8401	Tussin DM <OTC>	1	0.15
8413	Ketalar [see also 658 and 6501]	1	0.15
8513	Amitriptyline, Elavil	1	0.15
8541	Mirtazapine, Remeron	1	0.15
8545	Dimenhydrinate,Dramamine,sea/motion sickness <OTC>	6	0.87
8553	Bupropion, Wellbutrin, Zyban	1	0.15

**Tabulation of PAIN RELIEVER Other Specifies**

<b>Drug Code</b>	<b>Drug Name</b>	<b>Number of Times Mentioned in Other Specifies</b>	<b>% Of All PAIN RELIEVER Drugs Specified</b>
120	Downers; OTHER Sedative, NOT OTHERWISE SPECIFIED	1	0.22
130	Promethazine	1	0.22
171	NyQuil <OTC>	3	0.67
176	Melatonin <OTC>	1	0.22
201	Valium	1	0.22
209	Xanax	10	2.23
211	BuSpar	1	0.22
223	Methocarbamol	1	0.22
234	Flexeril	1	0.22
246	Klonopin	1	0.22
408	Dilaudid, Hydromorphone	2	0.45
409	Tylenol with Codeine, Tylenol 3, Tylenol 4	3	0.67
415	Codeine pills	2	0.45
417	Morphine	1	0.22
418	Methadone	1	0.22
420	OTHER Analgesic, NOT OTHERWISE SPECIFIED	30	6.70
422	Motrin	7	1.56
423	Percocet	5	1.12
425	Advil <OTC>	86	19.20
426	Fiorinal	1	0.22
430	Aspirin, Ecotrin, Empirin <OTC>	5	1.12
434	Vicodin	3	0.67
435	Tylenol, Tylenol Extra-Strength <OTC>	98	21.88
438	Anaprox, Naprosyn, Naproxen, Naxen	10	2.23
442	Ibuprofen	62	13.84
450	Acetaminophen, incl. non-Tylenol brands <OTC>	8	1.79
466	Midol <OTC>	2	0.45
468	Excedrin <OTC>	4	0.89
472	Indocin, Indomethacin	1	0.22
499	Aleve <OTC>	26	5.80
702	Heroin	2	0.45
821	Amoxicillin, Ampicillin, Pentrexly	3	0.67
824	Steroids	1	0.22
843	Cold medicine, cold tablets <OTC>	1	0.22

**Tabulation of PAIN RELIEVER Other Specifies**

<b>Drug Code</b>	<b>Drug Name</b>	<b>Number of Times Mentioned in Other Specifies</b>	<b>% Of All PAIN RELIEVER Drugs Specified</b>
858	Antibiotic	1	0.22
1001	Benadryl, Diphenhydramine <OTC>	7	1.56
2002	Muscle relaxers	3	0.67
2501	Alprazolam	1	0.22
2504	Clonazepam	1	0.22
2509	Cyclobenzaprine	4	0.89
3007	Nasal inhalant	1	0.22
3017	Dayquil <OTC>	1	0.22
3023	Adderall	3	0.67
4043	Tramadol	2	0.45
4044	Hydrocodone	8	1.79
4046	Oxycodone	2	0.45
4082	Analgin, Dipyron, Metamizol, Metamizole, Prodoxin	1	0.22
4100	Excedrin Migraine <OTC>	1	0.22
4102	Mobic, Meloxicam	1	0.22
4109	Suboxone	1	0.22
4501	Lortab	4	0.89
4502	Norco	4	0.89
4506	Codeine, not in pill form	1	0.22
8007	Gabapentin, Neurontin	5	1.12
8027	Alavert, Claritin, Loratadine <OTC>	3	0.67
8058	Cough medicine/syrup, type unspecified	1	0.22
8097	Tizanidine, Zanaflex	1	0.22
8409	Noroxin	1	0.22
8411	Tamiflu	1	0.22
8412	Thyroid medication; otherwise unspecified	1	0.22
8530	Sertraline hydrochloride, Zoloft	1	0.22
8549	Escitalopram, Lexapro	2	0.45

***Tabulation of STIMULANT Other Specifies***

<b>Drug Code</b>	<b>Drug Name</b>	<b>Number of Times Mentioned in Other Specifies</b>	<b>% Of All STIMULANT Drugs Specified</b>
324	Uppers; OTHER Stimulant, NOT OTHERWISE SPECIFIED	1	3.70
423	Percocet	1	3.70
434	Vicodin	1	3.70
2002	Muscle relaxers	1	3.70
3023	Adderall	5	18.52
3036	Ripped fuel <OTC>	1	3.70
3083	Redotex	1	3.70
3111	Vyvanse	1	3.70
3508	Modafinil	3	11.11
8004	Guaifenesin	1	3.70
8298	Jack3d <OTC>	1	3.70
8374	5-hour Energy <OTC>	7	25.93
8397	Monster energy drink	1	3.70
8519	Prozac, Fluoxetine	1	3.70
8557	Strattera	1	3.70

***Tabulation of SEDATIVE Other Specifies***

<b>Drug Code</b>	<b>Drug Name</b>	<b>Number of Times Mentioned in Other Specifies</b>	<b>% Of All SEDATIVE Drugs Specified</b>
120	Downers; OTHER Sedative, NOT OTHERWISE SPECIFIED	5	6.10
130	Promethazine	3	3.66
176	Melatonin <OTC>	3	3.66
180	Tylenol P.M. <OTC>	1	1.22
196	Simply Sleep <OTC>	1	1.22
201	Valium	1	1.22
209	Xanax	3	3.66
216	Atarax	1	1.22
377	Albuterol	1	1.22
415	Codeine pills	1	1.22
425	Advil <OTC>	1	1.22
442	Ibuprofen	1	1.22
814	Caffeine <OTC>	1	1.22
1001	Benadryl, Diphenhydramine <OTC>	28	34.15
1503	Temazepam	1	1.22
2512	Hydroxyzine	2	2.44
4043	Tramadol	6	7.32
4502	Norco	1	1.22
8505	Quetiapine, Seroquel	3	3.66
8510	Desyrel, Trazodone hydrochloride	14	17.07
8513	Amitriptyline, Elavil	1	1.22
8530	Sertraline hydrochloride, Zoloft	2	2.44
8535	Risperdal, Risperdol, Risperidone	1	1.22

*Tabulation of SPECIAL DRUGS Other Specifies*

<b>Drug Code</b>	<b>Drug Name</b>	<b>Number of Times Mentioned in Other Specifies</b>	<b>% Of All SPECIAL DRUGS Drugs Specified</b>
108	Nembutal	1	0.22
109	Seconal	2	0.45
110	Tuinal	1	0.22
116	Methaqualone, Sopor, Quaalude	1	0.22
157	Barbiturates	1	0.22
174	Ambien	2	0.45
201	Valium	1	0.22
207	Ativan	1	0.22
209	Xanax	12	2.68
246	Klonopin	1	0.22
311	Preludin	1	0.22
318	Ritalin	6	1.34
322	Methamphetamine ("ice" or "crank"), Meth	24	5.37
339	Amphetamines, otherwise unspecified	1	0.22
355	Crystal meth, crystal methamphetamine	1	0.22
363	Bam(s)	1	0.22
364	Pseudoephedrine <OTC>	1	0.22
406	Percodan	1	0.22
407	Demerol	8	1.79
408	Dilaudid, Hydromorphone	30	6.71
411	Talwin	1	0.22
415	Codeine pills	1	0.22
417	Morphine	40	8.95
418	Methadone	3	0.67
423	Percocet	8	1.79
434	Vicodin	1	0.22
435	Tylenol, Tylenol Extra-Strength <OTC>	1	0.22
442	Ibuprofen	2	0.45
465	Fentanyl	10	2.24
490	Nalbuphine, Nubain	1	0.22
601	LSD ("acid")	5	1.12
606	"Ecstasy" (MDMA), X-TC, "X"	4	0.89
614	MDA, Methylenedioxy amphetamine	1	0.22
616	DET, Dimethyltryptamine, DMT	1	0.22

***Tabulation of SPECIAL DRUGS Other Specifies***

<b>Drug Code</b>	<b>Drug Name</b>	<b>Number of Times Mentioned in Other Specifies</b>	<b>% Of All SPECIAL DRUGS Drugs Specified</b>
658	Special K, Ketamine	5	1.12
702	Heroin	29	6.49
801	OTHER Drugs, NOT OTHERWISE SPECIFIED	21	4.70
805	Cocaine, coca, cocaina, coke, perico	30	6.71
806	Crack, rock	9	2.01
807	Alcohol, beer, ethanol, EtOH, pink champagne	3	0.67
809	Pills	2	0.45
824	Steroids	15	3.36
858	Antibiotic	1	0.22
1001	Benadryl, Diphenhydramine <OTC>	1	0.22
2001	Soma	1	0.22
2503	Lorazepam	1	0.22
2504	Clonazepam	1	0.22
2506	Diazepam	1	0.22
3023	Adderall	12	2.68
3094	Dexmethylphenidate, Focalin	1	0.22
3111	Vyvanse	1	0.22
3116	MCAT, Mephedrone	1	0.22
4044	Hydrocodone	2	0.45
4046	Oxycodone	20	4.47
4047	Roxicet	4	0.89
4065	Roxicodone	9	2.01
4067	OxyContin	35	7.83
4077	Tee"s	1	0.22
4091	K4	2	0.45
4109	Suboxone	14	3.13
4120	Opana	7	1.57
4150	Subutex	1	0.22
4161	U-47700	1	0.22
4162	Oxymorphone extended release	1	0.22
4505	Oxycodone product, unspecified	5	1.12
4510	Oxymorphone	2	0.45
6114	Molly, not otherwise specified	2	0.45
8007	Gabapentin, Neurontin	1	0.22

***Tabulation of SPECIAL DRUGS Other Specifies***

<b>Drug Code</b>	<b>Drug Name</b>	<b>Number of Times Mentioned in Other Specifies</b>	<b>% Of All SPECIAL DRUGS Specified</b>
8067	Testosterone	7	1.57
8072	Deca-Durabolin, Nandrolone decanoate	1	0.22
8076	Winstrol	2	0.45
8112	hCG, Human Chorionic Gonadotropin	1	0.22
8132	Liquid D-bol	1	0.22
8151	Flu shot, otherwise unspecified	1	0.22
8206	Delatestryl, Testosterone enanthate	1	0.22
8212	Finaplix Gold, Trembolona QV75, Trenbolone	2	0.45
8224	Oxytocin, Pitocin, Syntocinon	1	0.22
8245	Human growth hormone (HGH)	1	0.22
8247	Abilify, Aripiprazole	3	0.67
8301	Bath salts, otherwise unspecified	1	0.22
8367	Peptides; otherwise unspecified	2	0.45
8388	BPC-157	1	0.22
8408	Tianeptine	1	0.22
8410	GHRP, Growth hormone-releasing peptide	2	0.45
8413	Ketalar [see also 658 and 6501]	1	0.22



***Tabulation of TRANQUILIZER Other Specifies***

<b>Drug Code</b>	<b>Drug Name</b>	<b>Number of Times Mentioned in Other Specifies</b>	<b>% Of All TRANQUILIZER Drugs Specified</b>
201	Valium	1	3.33
209	Xanax	2	6.67
216	Atarax	1	3.33
221	OTHER Tranquilizer, NOT OTHERWISE SPECIFIED	2	6.67
223	Methocarbamol	2	6.67
246	Klonopin	1	3.33
462	Norflex	1	3.33
658	Special K, Ketamine	1	3.33
803	Marijuana, MarrJane, Mary Jane, MJ, pot, weed	1	3.33
1006	Trileptal, Oxcarbazepine	1	3.33
2001	Soma	1	3.33
2031	Rovotril	1	3.33
3023	Adderall	1	3.33
3502	Methylphenidate	1	3.33
8007	Gabapentin, Neurontin	1	3.33
8389	CBD oil, Hemp oil (not marijuana) <OTC>	1	3.33
8505	Quetiapine, Seroquel	1	3.33
8510	Desyrel, Trazodone hydrochloride	3	10.00
8519	Prozac, Fluoxetine	1	3.33
8530	Sertraline hydrochloride, Zoloft	2	6.67
8533	Paroxetine, Paxil	1	3.33
8536	Olanzapine, Zyprexa	1	3.33
8553	Bupropion, Wellbutrin, Zyban	1	3.33
8554	Effexor	1	3.33

***Tabulation of TREATMENT Other Specifies***

<b>Drug Code</b>	<b>Drug Name</b>	<b>Number of Times Mentioned in Other Specifies</b>	<b>% Of All TREATMENT Drugs Specified</b>
209	Xanax	4	2.99
221	OTHER Tranquilizer, NOT OTHERWISE SPECIFIED	1	0.75
246	Klonopin	2	1.49
322	Methamphetamine ("ice" or "crank"), Meth	17	12.69
339	Amphetamines, otherwise unspecified	1	0.75
355	Crystal meth, crystal methamphetamine	1	0.75
420	OTHER Analgesic, NOT OTHERWISE SPECIFIED	2	1.49
423	Percocet	1	0.75
439	222, Canadian 222	2	1.49
531	Candy, powdered candy, sugar	1	0.75
605	PCP ("angel dust," phencyclidine)	1	0.75
606	"Ecstasy" (MDMA), X-TC, "X"	2	1.49
607	OTHER Hallucinogen, NOT OTHERWISE SPECIFIED	1	0.75
701	OTHER Opiates, NOT OTHERWISE SPECIFIED	5	3.73
702	Heroin	7	5.22
801	OTHER Drugs, NOT OTHERWISE SPECIFIED	8	5.97
803	Marijuana, MarrJane, Mary Jane, MJ, pot, weed	20	14.93
805	Cocaine, coca, cocaina, coke, perico	12	8.96
806	Crack, rock	3	2.24
807	Alcohol, beer, ethanol, EtOH, pink champagne	17	12.69
813	Cigarettes, tobacco (type unspecified)	1	0.75
824	Steroids	1	0.75
4046	Oxycodone	3	2.24
4065	Roxicodone	1	0.75
4067	OxyContin	2	1.49
4091	K4	1	0.75
4109	Suboxone	7	5.22
4129	Naproxen Sodium 220 mg <OTC>	1	0.75
4140	Opana ER (extended release)	1	0.75
4505	Oxycodone product, unspecified	1	0.75
6114	Molly, not otherwise specified	1	0.75
8058	Cough medicine/syrup, type unspecified	1	0.75
8237	Kratom	1	0.75
8283	Synthetic cannabinoids (eg, K2, Spice, JWH-018)	2	1.49

*Tabulation of TREATMENT Other Specifies*

<b>Drug Code</b>	<b>Drug Name</b>	<b>Number of Times Mentioned in Other Specifies</b>	<b>% Of All TREATMENT Drugs Specified</b>
8315	Synthetic cannabis, otherwise unspecified	1	0.75
8381	Vapor/vape juice; route of use unspecified	1	0.75

## **APPENDIX C**

### **Tobacco Brand Codes for Open-Ended Questions**

The final tobacco brand codes were created from listings of brands that appeared on the computer screen(s) corresponding to that particular type of tobacco, or from answers that respondents specified, if they indicated use of "a brand not on this list." For each tobacco product (cigarettes and cigars), the available responses in the contiguous order of appearance on the screen (based on the 1999 through 2004 CAI instruments) were used to initially create each tobacco product group. Although the tobacco brands that appeared on the screens for respondents changed beginning in 2005 for cigarettes, snuff, and cigars, the editing and coding procedures in this survey year continued to use existing codes that had been developed prior to 2005. For example, American Spirit cigarettes became the first brand on the screen for question CG11 in 2005 ("The next questions are about the brand of cigarettes you smoke—the brand is the name that is on the pack. During the past 30 days, what brand of cigarettes did you smoke most often?"). For consistency with prior years, however, mention of American Spirit cigarettes continues to retain a code of 161, even though CG11=1 (with this answer verified in question CG13) would indicate that the respondent smoked American Spirit cigarettes most often in the past 30 days.

In addition, questions about smokeless tobacco brands have not been included in the questionnaire since 2015. However, if respondents in 2015 or later years specify a chewing tobacco or snuff brand in connection with the questions for cigarette and cigar brands, then the reported brand would be assigned the relevant chewing tobacco or snuff code shown in this appendix.

Tobacco brand codes 100-199 and 1000-1999 represent cigarette brands, codes 200-299 and 2000-2999 represent chewing tobacco brands, codes 300-399 and 3000-3999 represent snuff brands, and codes 400-499 and 4000-4999 represent cigar brands. Additional codes were added to each group list as needed. Miscellaneous tobacco and non-tobacco groups are represented by the 500-599, 600-699, 700-799, and 800-899 series.

For tobacco brands that respondents could choose from a list, no distinction was made in the coding between situations where respondents chose that particular brand from the list, and those where respondents reported use of "a brand not on this list" and then specified use of that brand. In addition, there was no distinction between particulars such as menthol, light, or full-flavor varieties in the coding. In addition, the coding considered situations where respondents might specify a brand that corresponded to a different type of tobacco. For example, if a brand of little cigars was specified as a brand of "cigarettes," then the reported brand of "cigarettes" was assigned a code in the 400 or 4000 series, corresponding to cigars.

Beginning in 2019, the alphabetical listing of tobacco brand code definitions has been discontinued from Appendix C: Tobacco Brand Codes for Open-Ended Questions. Data users who know the name of a tobacco brand or part of a tobacco brand's name can search for that brand in the electronic codebook using the appropriate search function (e.g., Ctrl-F for .docx files in Microsoft Word or PDF files in Adobe Acrobat). Listed below are guidelines for online searching of the electronic appendix for tobacco brand codes.

- Do not require searches to be case sensitive. For example, doing a case-sensitive search for "De " (i.e., capital "D" and letter "e," followed by a space) will identify codes 469 (Hoya De Monterrey) and 472 (Hoya De Nicaragua) but not codes 4038 (Flor de Oliva Grand Cameroon) or 4189 (Memoria de Cuba). Similarly, using a case-sensitive search for "Aura" will not identify code 1425 (aura) because the brand name does not use capital letters.
- When searching for tobacco brands that include one or more numbers as part of their brand name, please be aware that the search results could identify numeric codes of other tobacco brands. For example, doing a search for "305" will identify codes 1139 (305's cigarettes) and 4458 (305's cigars). The search will also identify numeric codes for the following other tobacco brands: 1305 (DJ Mix), 305 (Kodiak), and 4305 (Guatemalan cigars; brand unspecified).
- "Roll-your-own" brands of loose cigarette tobacco can be identified by searching for "roll-your-own" without data users needing to know an exact brand name.
- Search for alternate text strings if an initial search does not identify the code being sought. For example, code 1329 is for Smoker's Choice cigarettes. In a search that is not case sensitive, code 1329 will not be identified by searching for "smokers" without the apostrophe. However, code 1329 can be identified by shortening the search to "smoker" or by searching to an alternative text string, such as "choice."
- Please be aware when searching for tobacco brand codes that different kinds of tobacco products can have the same brand name. For example, code 1086 is for Smoker Friendly cigarettes, code 4155 is for Smoker Friendly cigars, and code 548 is for Smoker Friendly pipe tobacco.

## APPENDIX C

### Tobacco Brand Codes for Open-Ended Questions (2019 CAI NSDUH)

#### Numerical Listing

Code	Definition
<b>Cigarette Brands</b>	
101	Basic
102	Benson & Hedges
103	Cambridge
104	Camel
105	Capri
106	Carlton
107	Doral
108	Forsyth
109	GPC
110	Kent
111	Kool
112	Marlboro
113	Merit
114	Misty
115	Monarch
116	Montclair
117	More
118	Newport
119	Pall Mall
120	Parliament
121	Private Label
122	Salem
123	Vantage
124	Viceroy
125	Virginia Slims
126	Winston
127	Alpine
128	Barclay
129	Belair
130	Best Value
131	Bristol
132	Bugler (roll-your-own)
133	Century
134	Chesterfield
135	Commander
136	Covington
137	Eve
138	Harley Davidson
139	Jasmine
140	Lark
141	L & M
142	Lucky Strike

Code	Definition
143	Magna
144	Maverick
145	Max
146	Now
147	Old Gold
148	Player's Clipper
149	Pyramid
150	Raleigh
151	Richland
152	Saratoga
153	Satin
154	State Express
155	Sterling
156	Style
157	Tareyton
158	Top (roll-your-own)
159	Triumph
160	True
161	American Spirit cigarettes
162	Austin
163	Bali Hai cigarettes
164	Bali-Shag (roll-your-own)
165	Best Buy cigarettes
166	Bidis; brand unspecified
167	Black Death
168	Brandon
169	Bronson
170	Cartier
171	Checkers
172	Cimarron
173	Clove; brand unspecified
174	Dave's
175	Djarum cigarettes
176	Drum (roll-your-own)
177	Du Maurier
178	Dunhill cigarettes
179	Eagle
180	Export A
181	Fiesta
182	First Choice
183	First Class
184	Gauloises
185	Generic cigarettes; brand unspecified
186	Gold Coast

<b>Code</b>	<b>Definition</b>
187	Gudang Guram
188	Gunsmoke
189	Hi-Value
190	Jacks
191	Jester (roll-your-own)
192	Kailas Bidis
193	Kamel Red
194	Legend cigarettes
195	Malibu
196	Mainstreet
197	Marker
198	Medallion
199	Meridian
1001	Nat Sherman cigarettes
1002	Omaha
1003	Piel Roja
1004	Planet
1005	Private Stock
1006	Quality Smokes
1007	Rally
1008	Rave
1009	Rollrich (roll-your-own)
1010	Rothman
1011	Sampoerna
1012	Seven Stars/Mild Sevens
1013	Slim Price
1014	Sobranie
1015	Springwater Vanilla
1016	Summit
1017	Sundance
1018	USA Gold
1019	Vegas cigarettes
1020	Waves
1021	Yours
1022	Bailey
1023	Sport
1024	Prime
1025	Ultra Buy
1026	Bull Durham cigarettes
1027	Mustang
1028	Value; brand unspecified
1029	Tourney
1030	BV Bonus Value
1031	House Blend
1032	American Spirit rolling tobacco
1033	Hollywood
1034	Cardinal
1035	Cherokee cigarettes
1036	Courier
1037	DTC
1038	Samson (roll-your-own)
1039	Lewiston
1040	Smokin Joes cigarettes
1041	Sonoma
1042	Tall

<b>Code</b>	<b>Definition</b>
1043	Tempo
1044	Worth
1045	Turkish Specials
1046	Delicados cigarettes
1047	New York New York cigarettes
1048	Carnival
1049	Honey B's cigarettes
1050	USA
1051	Belmont
1052	Premium One
1053	Wills
1054	Omar Sharif
1055	Geronimo
1056	Black Clove
1057	Sovereign
1058	Gitanes
1059	Krakatoa Kretek
1060	Kuta Kretek
1061	Signature
1062	Sincerely Yours
1063	Fantasia
1064	Seneca, cigarette company brand unspecified
1065	Splash
1066	John Player
1067	Amsterdam Shag (roll-your-own)
1068	Superkings
1069	Zig-Zag (roll-your-own)
1070	Value Time
1071	Value & Quality
1072	Chaparral
1073	Grand
1074	Khrong Thip
1075	Star cigarettes
1076	Highway
1077	Prince (Denmark)
1078	Brentwood
1079	Amsterdamer (roll-your-own)
1080	Monaco
1081	Sebring
1082	Tahoe
1083	Liggett Select
1084	Image
1085	Special
1086	Smoker Friendly cigarettes
1087	Virginian
1088	Marlin
1089	Grand Prix
1090	Gold
1091	Dreams
1092	Native
1093	Roger
1094	Shield
1095	Patriot
1096	Sweet Afton



<b>Code</b>	<b>Definition</b>
1097	Winner
1098	Sher Bidi
1099	Pilot
1100	Kite (roll-your-own)
1101	Jakarta
1102	Impala
1103	Popular
1104	Canyon
1105	Sixty-1
1106	Niagara
1107	Palace cigarettes
1108	Nobel cigarettes
1109	Boots
1110	Eclipse
1111	Epic
1112	Kentucky's Best
1113	Sweet Dreams
1114	Scotch Buy
1115	Montana
1116	Revenge
1117	American
1118	Kingsport
1119	Express 555
1120	Durant
1121	Quality
1122	Boston
1123	CT
1124	Focus
1125	Silk Cut
1126	GT-One
1127	Amazone Guarana
1128	Double Diamond cigarettes
1129	Goldlight
1130	Class A
1131	Alas
1132	Natural Blend
1133	Golden Lights
1134	Bronco
1135	Silva Thins
1136	Bonus Value
1137	Craven "A"
1138	Tucson
1139	305's cigarettes
1140	Golden Virginia (roll-your-own)
1141	Market
1142	Move
1143	Putter
1144	Arbo (roll-your-own)
1145	Coronas cigarettes
1146	Optiva
1147	Westport
1148	Chocolate Dreams
1149	Victory
1150	Parisiennes
1151	Faros

<b>Code</b>	<b>Definition</b>
1152	X-tra
1153	Marathon
1154	Carlyle
1155	Capitol
1156	Chancellor
1157	Matinee
1158	Maxim
1159	Mundail
1160	Nise
1162	Tough Guy
1163	Backard
1164	Dynamic
1165	Scenic 101
1166	Davidoff cigarettes
1167	Sago
1168	Jade
1169	Omni
1170	McClintock (roll-your-own)
1171	Astra
1172	Campton
1173	Lobo
1174	Unify
1175	Caster
1176	Cowboys
1177	Silvers
1178	Charter
1179	Quest
1180	Berkeley
1181	Darshan
1182	Golden Beach
1183	Redbull (roll-your-own)
1184	Sky Dancer
1185	Esquire
1186	Always Save
1187	Old Holborn (roll-your-own)
1188	Silverton
1189	A-One Bidi
1190	Beacon
1191	Derby
1192	Old Hillside (roll-your-own)
1193	MVP
1194	Infinity
1195	White Rhino
1196	Generals cigarettes
1197	Columbus Classic
1198	Homer
1199	Larson
1200	Old Kentucky
1201	All Star
1202	Competidora
1203	Kingsley
1204	American Diamond
1205	First USA/First US
1206	Stoker's (roll-your-own)
1207	Canadian Natural (roll-your-own)

<b>Code</b>	<b>Definition</b>
1208	Havana cigarettes
1209	Lookout (roll-your-own)
1210	Colt cigarettes
1211	Echo cigarettes
1212	Euro
1213	Iceberg (roll-your-own)
1214	Midnight Special (roll-your-own)
1215	Ridgeway
1216	Romy
1217	Smokers Warehouse (roll-your-own)
1218	G-Smoke
1219	The Brave
1220	GP Club
1221	Cheyenne cigarettes
1222	Gold Crest
1223	Axis
1224	Primo
1225	Bridgeport
1226	Citation
1227	Gambler (roll-your-own)
1228	Circle Z
1229	Goldflake
1230	Peter Stuyvesant
1231	MCD
1232	Sandia
1233	Ronhill
1234	Opal
1235	Farmer's Gold (roll-your-own)
1236	Bao-dao
1237	Omar
1238	Way
1239	Nova
1240	Gold Rush cigarettes
1241	Bison
1242	10/20
1243	Liberty cigarettes
1244	Liberty Gold
1245	Smoke 1
1246	Southern Classics
1247	Buffalo cigarettes
1248	Desert Sun
1249	Classic Canadian (roll-your-own)
1250	Hava Club
1251	Kingston
1252	Lotto
1253	Montego
1254	Tracker
1255	Value Pride
1256	Black Diamond
1257	Rex, company brand unspecified
1258	SingleStick (roll-your-own)
1259	Tex
1260	Nevada
1261	Poker
1262	Bishop

<b>Code</b>	<b>Definition</b>
1263	Storm
1264	Knights
1265	Exact
1266	Claremont
1267	Cobra
1268	Decade
1269	D Best One
1270	Southern Cross
1271	Fred
1272	Royals cigarettes
1273	Philip Morris cigarette; brand unspecified
1274	Classic
1275	Kentucky Smooth (roll-your-own)
1276	Fortuna
1277	Berley
1278	Bracar
1279	Business Club
1280	Bridgeton
1281	Dimitrino Shepherds Hotel
1282	Sonic
1283	Golden Harvest (roll-your-own)
1284	Honor
1285	Baisha
1286	Lakes
1287	Wild Horse cigarettes
1288	Yukon
1289	4 Aces (roll-your-own)
1290	Peter Jackson
1291	Southern Harvest (roll-your-own)
1292	Silver Eagle
1293	Sunny
1294	CTC Select
1295	Appu Bidis
1296	King Mountain
1297	Echo rolling tobacco
1298	Danish Export rolling tobacco
1299	Premis
1300	Karelia
1301	Raison
1302	Texan
1303	White Horse
1304	Ace
1305	DJ Mix
1306	Blackjack (roll-your-own)
1307	Heron
1308	Peter Stokkebye (roll-your-own)
1309	Teton (roll-your-own)
1310	Union
1311	D & R Tobacco (roll-your-own)
1312	Buckeye's Best (roll-your-own)
1313	Criss Cross (roll-your-own)
1314	Premier (roll-your-own)
1315	Embassy
1316	Rubios

<b>Code</b>	<b>Definition</b>
1317	Complete
1318	Signal cigarettes
1319	VB
1320	1839 cigarettes
1321	Riverside
1322	Bohem Cigar No. 6 (Korean)
1323	Rave rolling tobacco
1324	Kentucky Select (roll-your-own)
1325	Black Hawk
1326	Exeter
1327	American Hero
1328	Sheriff
1329	Smoker's Choice cigarettes
1330	Yu Xi
1331	Feelings
1332	GP
1333	Belomorkanal
1334	Eco
1335	Good stuff (roll-your-own)
1336	Roseman
1337	Amber leaf (roll-your-own)
1338	Baron
1339	Huanghelou
1340	Palermo
1341	Galaxy Pro
1342	Rich
1343	Zhonghua
1344	Edgefield
1345	S & M cigarette; brand unspecified
1346	Largo cigarettes
1347	Dihao
1348	Fontana
1349	Ohm (roll-your-own)
1350	Victoria
1351	Bright
1352	Esse
1353	D & R Windsail Platinum (roll-your-own)
1354	Silver Cloud
1355	Fortune
1356	Bond Street
1357	Hongmei
1358	Golden Bay
1359	Timeless Time
1360	Zhongnanhai
1361	Time
1362	Great Country
1363	Wills Classic
1364	Furongwang
1365	Golden Deer
1366	Caravan
1367	Zen
1368	Smokin Joes (roll-your-own)
1369	Kiss
1370	Majestic

<b>Code</b>	<b>Definition</b>
1371	Pioneer
1372	Wings
1373	Yunyan
1374	Senate
1375	Golden Leaf
1376	Crown
1377	Cayuga
1378	Double Happiness (Shuang Xi)
1379	Wuyeshen
1380	Cohiba cigarettes
1381	Boss
1382	Tip Top
1383	Vinataba
1384	Pride
1385	American Harvest (roll-your-own)
1386	Allure
1387	Hope
1388	President cigarettes
1389	Pinnacle
1390	Texas Roll 'Em (roll-your-own)
1391	West
1392	Chunghwa
1393	Black and Gold
1394	American Legend
1395	American Eagle
1396	24/7
1397	Jackpot cigarettes
1398	Kentucky, cigarette company brand unspecified
1399	Pine
1400	Largo rolling tobacco
1401	Suyan
1402	Mac Baren rolling tobacco
1403	Comme II Faut C
1404	Wild Bill's (roll-your-own)
1405	Golden Gate
1406	Bahman
1407	Roxwell cigarettes
1408	Hot Rod tubes (roll-your-own)
1409	Mevius
1410	Mexican cigarette; brand unspecified
1411	Cutters Choice (roll-your-own)
1412	Traffic
1413	Criollos
1414	Point
1415	London Export (roll-your-own)
1416	Smoker's Best cigarettes
1417	Heron No. 33 Black
1418	Vogue
1419	Nanjing
1420	THIS (Korean)
1421	L Ducat, LD
1422	31
1423	Manitou
1424	Hongtashan

Code	Definition
1425	aura
1426	Pueblo
1427	Ararat cigarettes
1428	Gator
1998	Roll-your-own cigarette; brand otherwise unspecified
1999	Cigarette; brand otherwise unspecified
<b>Chewing Tobacco Brands</b>	
201	Beech-Nut
202	Chattanooga Chew
203	Day's Work
204	Granger
205	H.B. Scott
206	Levi Garrett
207	Red Fox
208	Red Man chewing tobacco
209	Taylor's Pride
210	Totems
211	Work Horse
212	Apple Jack
213	Ball Park
214	Best Buy chewing tobacco
215	Big Leaf
216	Blackbull
217	Bowie
218	Cannonball
219	Durango
220	Lancaster
221	Mail Pouch
222	Morgan's
223	Peachy Big Leaf
224	Rough Country
225	Trophy
226	WB
227	Havana Blossom
228	Southern Pride
229	Union Workman
230	Stoker chewing tobacco
231	Cottonball
232	Apple Plug tobacco
233	Bloodhound Thick Plug
234	Red Horse
235	King B
236	J. D. Blend
237	Our Pride
238	Big Red
239	Tinsley
240	Amish
241	Tennessee Chew
242	Black Maria
243	Mammoth Cave
244	Oliver Twist
245	Warren County
246	Kuber Khaini
247	Cumberland Twist

Code	Definition
248	Star chewing tobacco
249	Good Bite
250	Tulsi
251	Wild Duck twist
252	Country Blend
253	Kentucky King Twist
254	Gatlinburlier
255	Iqmik
256	White Mule Twist
257	Old Domestic
258	Budhalal
259	Big Mountain chewing tobacco
260	Snake River
261	RMD Gutka (chewing tobacco with betel nut)
262	Black Mountain
263	Baba 120
264	Chaini Khaini
2998	Homemade chewing tobacco
2999	Chewing tobacco; brand otherwise unspecified
<b>Snuff Brands</b>	
301	Copenhagen
302	Gold River
303	Happy Days
304	Hawken
305	Kodiak
306	Redwood
307	Silver Creek
308	Skoal
309	Timber Wolf
310	Bruton
311	Cooper
312	Cougar
313	Dental
314	Honey Bee snuff
315	Navy
316	Red Seal
317	Rooster
318	Square
319	Tops snuff
320	Tube Rose
321	Garrett snuff
322	Peach
323	Mint snuff
324	Ralph's snuff
325	Renegades
326	Kayak
327	CC Sweet
328	Ozona
329	Dean Swift
330	Extreme
331	Sequoia
332	Grizzly
333	President snuff

<b>Code</b>	<b>Definition</b>
334	Honest Scotch
335	McChrystals
336	Wilson's
337	General snuff
338	Longhorn
339	Dr. Rumney's
340	Stonewall
341	Husky
342	Manikchand
343	Baba 120 [see also 263]
344	Railroad Mills
345	Revel
346	Samuel Gawith
347	Skruf Stark
348	Taboka
349	Camel Snus
350	Red Bull snuff
351	Red Man snuff
352	Göteborgs Rapé Snus
353	Packard's Club
354	Knox
355	Marlboro Snus
356	Thunder
357	Roda Locket
358	Toque
359	Carhart's Choice Sweet Scotch
360	Eight Brothers
361	Silver Dollar
362	Klondike
363	Stoker's snuff
364	American Bison
365	Buttercup
366	Good Money
3998	Homemade snuff/smokeless tobacco
3999	Snuff; brand otherwise unspecified
<b>Cigar Brands</b>	
401	Antonio y Cleopatra
402	Backwoods
403	Bering
404	Black & Mild
405	Captain Black
406	Casa Silva
407	Cuesta-Rey
408	Dutch Masters
409	El Producto
410	Erik Filter
411	Garcia y Vega
412	Havatampa
413	King Edward
414	La Corona
415	Little Nippers
416	Macanudos
417	Muriel
418	Partagas
419	Phillies

<b>Code</b>	<b>Definition</b>
420	Rigoletto
421	Robert Burns
422	Roi-Tan
423	Swisher Sweets
424	Tijuana Smalls
425	Universal
426	White Owl
427	William Penn
428	Winchester
429	Al Capone
430	Arango Sportsman
431	Arturo Fuente
432	Ashton
433	Astral
434	Baccarat
435	Balmoral
436	Ben Franklin
437	Blackstone
438	Blair
439	Blunts; brand unspecified
440	Butera
441	Cherry Blend
442	Churchill; brand unspecified
443	Cohiba cigars
444	Cojimar
445	Corona; brand unspecified
446	Cortina
447	Creмоса Cubanos
448	Cuban cigars; brand unspecified
449	Cubana; brand unspecified
450	Dannemann
451	Davidoff cigars
452	Don Diego
453	Don Jose
454	Don Lino
455	Don Rene
456	Don Sebastian
457	Don Tomas
458	Dunhill cigars
459	Dutch Treats
460	El Rey del Mundo
461	Fonseca
462	Grenadiers
463	Griffin's
464	H. Upmann
465	Habana/Havana; brand unspecified
466	Habana Gold
467	Henry Clay
468	Hobo
469	Hoya De Monterrey
470	Hugo Cassar
471	Infiesta
472	Joya De Nicaragua
473	Jr Ultimate
474	King

<b>Code</b>	<b>Definition</b>
475	La Aurora
476	La Gloria Cubana
477	La Tradicion
478	La Unica
479	La Flor Dominicana
480	Las Cabrillas
481	Lone Wolf
482	Martinez y Cia
483	Mi Cubano
484	Middleton Cherry Blend
485	Monero
486	Montecristo
487	Oliveros
488	Optimo
489	Opus X
490	Padron
491	Parodi Cella
492	Primetime little cigars
493	Prince Albert cigars
494	Punch
495	Puros Indios
496	Romeo y Julieta
497	Royal Jamaica
498	Schimmelpennick
499	Stag
4001	Sweets; brand unspecified
4002	Tampa; brand unspecified
4003	Te Amo
4004	Temple Hall
4005	Thompson
4006	Tiparillo
4007	Wolf Brothers
4008	Lars Tetens
4009	Bahia
4010	Big Butt
4011	Tobacco Place
4012	Five Star
4013	Cubita
4014	Avanti
4015	Windsor
4016	Dominican cigars; brand unspecified
4017	Rum Runner
4018	Nat Sherman cigars
4019	J.R. Tobacco
4020	Onyx
4021	Credo; brand unspecified
4022	Excalibur
4023	John T's
4024	Sierra Sweets
4025	Middleton Gold and Mild
4026	Habana Black and Gold
4027	Nicaraguan cigars; brand unspecified
4028	Casa Blanca
4029	Celestino Vega
4030	Felipe Gregorio

<b>Code</b>	<b>Definition</b>
4031	Playboy
4032	Montesino
4033	Diamond Crown
4034	La Fontana
4035	Muniemaker
4036	La Finca
4037	V Centennial
4038	Flor de Oliva Grand Cameroon
4039	Palace cigars
4040	Reas
4041	Miami Suites
4042	R & J Famous
4043	Rosa Cuba
4044	Zino
4045	Havana Honey
4046	Monte Carlo
4047	Delicados cigars
4048	Travis Club
4049	Purofino
4050	Fuente
4051	Avo
4052	Carl Upmann
4053	Bolivar
4054	Acid
4055	La Diva
4056	Thomas Hinds
4057	Perfecto Garcia
4058	Denobili
4059	VM Santana
4060	Honduran cigars; brand unspecified
4061	Jamaican cigars; brand unspecified
4062	Ducados
4063	Topper
4064	Djarum cigarillos
4065	Franco
4066	New York cigars
4067	United States cigars; brand unspecified
4068	Caribbean Rounds
4069	Leon Jimenes
4070	Montecruz
4071	Mifflin's Choice
4072	K. Hansotia Gurkha [see also 4562]
4073	Dos Reinas
4074	Arizona
4075	Napa
4076	Key West
4077	Caoba
4078	Flor Cabana
4079	Montoya
4080	Quirantes
4081	Royales
4082	Papayo
4083	C.A.O.
4084	Tatiana
4085	Supre Sweets

<b>Code</b>	<b>Definition</b>
4086	Dos Hombres
4087	El Cordoba
4088	Don Guillermo
4089	Las Vegas
4090	Caribbean Petites
4091	Tamayo & Pareto
4092	Hemingway
4093	Cabanas
4094	Canaria D'Oro
4095	Ben Bay Crystals
4096	Black Jack cigars
4097	Cusano
4098	La Primadora
4099	Meharis
4100	Madrigal Habana
4101	Ornelas
4102	Tamboril
4103	Keep Moving
4104	Villiger
4105	Belinda
4106	Habanos
4107	Por Larranaga
4108	Don Antonio
4109	Don Pablo
4110	Drew Estates
4111	Joya del Rey
4112	Maria Mancini
4113	Olor
4114	Plasencia
4115	Porfirio
4116	Sosa
4117	Robusto; brand unspecified
4118	Vegas cigars
4119	Marsh Wheeling
4120	Alternativos
4121	Columbian cigars; brand unspecified
4122	George Burns
4123	Cameo
4124	Panetella; brand unspecified
4125	Carinos
4126	Don Mateo
4127	Hamiltons
4128	Panter
4129	Hoja
4130	Smokin Joes cigars
4131	Moyorga
4132	El Gozo
4133	De Graaff
4134	John Hay
4135	Sinatra
4136	Markers Mark
4137	Luiz Martinez
4138	Havana Blend
4139	La Paloma
4140	Saint Luis Rey

<b>Code</b>	<b>Definition</b>
4141	Carbonell
4142	Caballeros
4143	La Palma de Oro
4144	Hula girl
4145	Calixto Lopez
4146	Argos
4147	Aurora
4148	Brazilian cigars; brand unspecified
4149	Jose Marti
4150	Quintero
4151	Ramrod
4152	Reveria
4153	Mendez y Lopez
4154	New Orleans
4155	Smoker Friendly cigars
4156	Ritemeester
4157	Victor Sinclair
4158	Island Collection
4159	Don Alberto
4160	Santa Damiana
4161	Craftsman's Bench
4162	Don Yeyo
4163	Romero
4164	Vega Fina
4165	Cinco Vegas
4166	Dona Flora
4167	La Guardia
4168	National
4169	Alcazar
4170	OneOff
4171	Camacho
4172	J.T.
4173	La Surina
4174	Natural cigars
4175	Perdomo
4176	Primo Del Rey
4177	Heather Phillips
4178	Royal Blunt EZ Tube
4179	Colt cigars
4180	Matacan
4181	Cuban Bullet
4182	Farias
4183	Sancho Panza
4184	Helix
4185	El Toro
4186	Remedios
4187	1886 Queens
4188	898
4189	Memoria de Cuba
4190	Little Havana
4191	Havana Gold
4192	Smoker's Choice little cigars
4193	Belmondo
4194	La Floridita
4195	Double Corona, brand unspecified

<b>Code</b>	<b>Definition</b>
4196	San Andres
4197	Blender's Gold
4198	Cifuentes
4199	Cuban Delights
4200	El Rico Habano
4201	Gonzalez y Martinez
4202	Hacienda
4203	Omega
4204	Tres Hermanos
4205	Viajante, brand unspecified
4206	Demitasse, brand unspecified
4207	Racer little cigars
4208	Habano Primero
4209	Heaven
4210	Occidental
4212	Diesel
4213	Mantequilla
4214	Sir Elliot's
4215	Bauza
4216	Carlos Torano
4217	Roly
4218	Jad
4219	Gold Rush
4220	Old Port cigarillos
4221	Cordova
4222	Dirt
4223	La Perla Habana
4224	Jose Benito
4225	Tueros
4226	Crystal
4227	El Dente
4228	FX Smith
4229	Indian Tabac
4230	Candlelight
4231	Jose Girbes
4232	Sweet Outlaws
4233	Castros Cuban
4234	Don Juan
4235	Natural Root
4236	Hat's Off little cigars
4237	Rocky Patels
4238	Royal Cubans
4239	Lauro's
4240	Little Cigar Factory
4241	Guantanamo
4242	Pom Pom cigarillos
4243	Dean's Lil' Cigars
4244	Diablo
4245	Oliva O
4246	Fink
4247	Don Kiki
4248	Hector Hernandez
4249	Mexican cigars; brand unspecified
4250	La Aroma de Cuba
4251	Murillo

<b>Code</b>	<b>Definition</b>
4252	Don Rex
4253	Rushmore
4254	Spirit of Cuba
4255	Sweet Daddies
4256	Wise Guys
4257	Phillip & King – Cuban rejects
4258	Don Elliott
4259	Alvaro
4260	Don Elias
4261	Joya del Jefe Centennial Reserve
4262	El Presidente
4263	Torano Exodus
4264	Costa Rican cigars; brand unspecified
4265	Cheyenne little cigars
4266	Java
4267	Don Lugo
4268	EverMore
4269	Trinidad
4270	Don Augusto
4271	Don Dominguez
4272	Jose Gener
4273	Dominico
4274	Dutch Delights
4275	Mr. B
4276	Holland cigars; brand unspecified
4277	Licenciados
4278	Gispert
4279	Randelllo X
4280	Graycliff
4281	Roughneck
4282	Vendetta little cigars
4283	Supreme Blend little cigars
4284	Muriel Sweets little cigars
4285	Royal Hawaiian
4286	Casillas
4287	Dark Horse little cigars
4288	Boaz little cigars
4289	Cupido
4290	Moonshine Crooks
4291	M1 cigars
4292	Derringer little cigars
4293	Ibold
4294	Smokin Joes little cigars
4295	Santa Fe little cigars
4296	Kingpin
4297	Padilla
4298	Vaquero little cigars
4299	Nording
4300	Fat Rum
4301	La Corona Whiffs
4302	Mike Ditka
4303	Vigilante Esteban Carrera
4304	Flor de Jardin
4305	Guatemalan cigars; brand unspecified
4306	Red Buck little cigars



<b>Code</b>	<b>Definition</b>
4307	Black Cat
4308	Stampede little cigars
4309	Isla Del Sol
4310	JR Alternatives
4311	Kahlua (Drew Estates)
4312	Golden Harvest little cigars
4313	Richwood little cigars
4314	True Blunt
4315	El Cuno
4316	Czech Republic or Slovakia cigars; brand unspecified
4317	Amish cigars
4318	Iguana
4319	Winston Churchill by Davidoff
4320	Tusker
4321	Puerto Rican cigars; brand unspecified
4322	Black & Tan
4323	Courvoisier
4324	Haitian cigars; brand unspecified
4325	Ethiopian cigars; brand unspecified
4326	La Habanera
4327	Chinese cigars; brand unspecified
4328	Remington little cigars
4329	Cuban Honey's
4330	5 Vegas
4331	La Rica
4332	Jose L. Piedra
4333	Casino Gold
4334	Bucanero El Capitan
4335	Professor Sila
4336	Clints
4337	Philippine cigars; brand unspecified
4338	Hawaiian cigars; brand unspecified
4339	Payne-Mason
4340	Savannah Bulldog
4341	BluntVille
4342	Tony Alvarez
4343	El Sol
4344	Kristoff
4345	De Nobili
4346	Liberty cigars; brand unspecified
4347	Game
4348	José "Pepin" Garcia Benchmade
4349	El Baton
4350	Double Diamond cigars
4351	Vieux Carre
4352	Nestor Reserve
4353	Hatuey
4354	Murano
4355	Quorum
4356	Topstone
4357	NUb
4358	Bodyshot little cigars
4359	Puerto Rico 965
4360	Director's Club little cigars

<b>Code</b>	<b>Definition</b>
4361	Good Times
4362	Rico Suave
4363	Don Pepin
4364	J. Fuego
4365	El Metador
4366	Wrangler little cigars
4367	Clipper little cigars
4368	i80 cigars
4369	Rum River Crooks
4370	Vieja Hacienda
4371	The Repeater
4372	Hombre little cigars
4373	Juicy
4374	El Verso
4375	1839 cigars
4376	Smoker's Best cigars
4377	Wall Street
4378	Cardenas
4379	Torino
4380	Cuban Rounds
4381	S.T. Dupont
4382	Mephisto
4383	El Imperio
4384	Holt's
4385	Liga Privada
4386	Maroma
4387	Trend
4388	Ambrosia
4389	El Salvadoran cigars; brand unspecified
4390	JW little cigars
4391	Zig-Zag cigarillos
4392	Swedish cigars, brand unspecified
4393	Argentinean cigars, brand unspecified
4394	Duque
4395	Happy Times superillos cigarillos
4396	Island Blendz
4397	Jenuwine Dominican Selection
4398	Neos
4399	Bali Hai cigars
4400	Cain
4401	Happy Hour
4402	Venezuelan cigars; brand unspecified
4403	Bahama Mama
4404	Nica Libre
4405	Brick House
4406	Casa Magna
4407	Cibao
4408	M & R Vintage Reserve
4409	Tabak Especial
4410	Wild Horse cigars
4411	Alec Bradley
4412	Da Vinci
4413	Calle Ocho
4414	Dark Hawk little cigars
4415	Straight Up

<b>Code</b>	<b>Definition</b>
4416	Nobel cigars
4417	Gambler cigars
4418	Maverick Quick Draw
4419	Room 101
4420	Entourage
4421	A. Turrent
4422	Bandidos
4423	Chisum little cigars
4424	Caribbean cigars; brand unspecified
4425	Gran Habano
4426	U.S. Army Limited Edition
4427	Real A.L. Pedro
4428	Great Wall
4429	K.A. Kendall's 7-20-4
4430	Nat Cicco
4431	OHM little cigars
4432	JM's Dominican
4433	El Primer Mundo
4434	38 Special little cigars
4435	Nestor Miranda
4436	Man O' War
4437	La Herencia Cubana Oscuro Fuerte
4438	Kickback
4439	Millennium
4440	Ave Maria
4441	Ecuadorian cigars; brand unspecified
4442	White Cat
4443	Speedway
4444	Action little cigars
4445	Erik Natural
4446	Free Cuba
4447	Hampton Arms
4448	Maribel
4449	Golden Valley filtered cigars
4450	Don Cicero
4451	Consuegra
4452	Piano Fuerte
4453	Tampa Sweethearts
4454	Criss Cross cigars
4455	Talon
4456	Don Pedro
4457	Signal cigars
4458	305's cigars
4459	Beach Palm little cigars
4460	Cuban Twist
4461	Navarro
4462	Piper's
4463	Starbuzz
4464	Sweet Jane
4465	Tatuaje
4466	Good Days Factory Rejects
4467	Indian cigars; brand unspecified
4468	Blue Sparrow
4469	Vargas
4470	Lex12

<b>Code</b>	<b>Definition</b>
4471	Trader Jacks
4472	7-20-4 Dogwalker
4473	Island
4474	Splitarillos
4475	Marco V
4476	Seneca cigar
4477	Verdadero Organic
4478	Buffalo cigars
4479	Iron Horse
4480	Oro Cubano
4481	Trivo cigarillos
4482	Weston
4483	Flor de las Antillas
4484	Show
4485	Foundry
4486	No. 99 Factory Throwouts
4487	Kismet Fortune
4488	Cuba Libre
4489	Rustlers
4490	Sparrow little cigars
4491	San Vicente
4492	Aquitaine
4493	Zig Zag wraps
4494	Porto Real
4495	Carbon Copy Cubans
4496	Jackpot
4497	Don Julio
4498	Hammer & Sickle
4499	El Fuego
4500	Illusione
4501	American cigars; brand unspecified
4502	Delicioso
4503	East Coast Roller
4504	Krome
4505	Santiago Fuerte
4506	Legend cigars
4507	Cherokee little cigars
4508	Nectar little cigar
4509	RHUM
4510	Casa de Garcia
4511	John Black little cigars
4512	Don Gonzalez
4513	My Father
4514	Rock-A-Feller
4515	E.P Carrillo
4516	AKA, American Kick Ass
4517	Jericho Hill
4518	GTO cigar
4519	GTO cigarillo
4520	Criss-Cross filtered cigars
4521	Goodies cigarillos
4522	Cosa Nostra cigarillos
4523	Crux
4524	Cornerstone little cigars
4525	Brahma Black

<b>Code</b>	<b>Definition</b>
4526	Brioso
4527	Ignacio Haya
4528	Via Havanna
4529	Palmar Arriba
4530	Russian cigars; brand unspecified
4531	Regius
4532	Six Zero
4533	Deco Drive
4534	Platinum Blunt Wrap
4535	Cigar International
4536	French cigars; brand unspecified
4537	Asylum 13
4538	Recluse
4539	Flor de Tamboril
4540	Clipper cigarillos
4541	1876 Reserve
4542	Island Prince
4543	Pinar del Rio
4544	Vision Hunter little cigars
4545	Guy & Lady Barrell
4546	Big Babe
4547	Rodriquez
4548	Fronto King
4549	Dreams cigars
4550	Cuban Crafters
4551	Dominican Prime
4552	St Maarten, brand unspecified
4553	Tabacalera
4554	Aging Room
4555	Mark Twain
4556	Los Blancos
4557	Isabela
4558	Big mountain little cigars
4559	Factory Throwouts
4560	QuickDraw
4561	Grabba Leaf wraps
4562	Gurkha Hudson Bay [see also 4072]
4563	Cherrybomb cigarillos
4564	Clove cigarillo/cigar; brand unspecified
4565	Leaf by Oscar
4566	Donnie Chulo
4567	Ugly Coyote
4568	Hi-Fi cigarillos
4569	Litto Gomez Diez
4570	Grand Marnier
4571	Argyle
4572	Warfighter
4573	El Mejor
4574	Hot Skull Fronto Leaf
4575	Nectar
4576	German cigars; brand unspecified
4577	Caldwell
4578	504 goodies
4579	Ararat cigars
4580	Torano

<b>Code</b>	<b>Definition</b>
4581	Wessex Gold Brick
4582	Crowned Heads
4583	Perla del Mar
4584	Surrogates
4585	RoMa Craft
4586	Westport little cigars
4587	Warped
4588	Café Crème
4589	Duran
4590	Eighty5 by Ocho Cinco
4591	Devil's Weed
4592	Don Lucas
4593	Battleground
4594	Dominican Selection
4595	Crazy Alice
4596	Zelo de Cuba
4597	Toscana
4598	Night Owl
4599	Blue Mountain Cigars (BMC)
4600	Kauai
4601	Cuban Castaways
4602	Goodman's little cigars
4603	Hype cigarillos
4604	Don Rafael
4605	Davtian
4606	City Life
4607	CI Legends
4608	Chilean cigar; brand unspecified
4609	Brighton's Best
4610	Bella little cigars
4611	Blue Grass
4612	Southern Draw
4613	Charter Oak
4614	Montero 1939
4615	Fallen Angel
4997	Little cigars; brand otherwise unspecified
4998	Homemade cigars
4999	Cigar/cigarillo; brand otherwise unspecified
<b>Pipe Tobacco or Miscellaneous Tobacco</b>	
501	Prince Albert tobacco
502	Sir Walter Raleigh tobacco
503	Velvet tobacco
504	Bighorn tobacco
505	Hookah tobacco/tobacco in hookah
506	Smoker's Pride
507	Red River
508	Southern Steel
509	Three Sails
510	Good Stuff pipe tobacco
511	Red Cap pipe tobacco
512	Sillems pipe tobacco
513	Largo pipe tobacco
514	Carpenter's Cut pipe tobacco

<b>Code</b>	<b>Definition</b>
515	Smoker's Best pipe tobacco
516	Five Brothers pipe tobacco
517	4 Aces pipe tobacco
518	Bull Durham pipe tobacco
519	Buoy pipe tobacco
520	Smokin' G pipe tobacco
521	Bacco pipe tobacco
522	Sparrow pipe tobacco
523	Kentucky Select pipe tobacco
524	Gambler pipe tobacco
525	1839 pipe tobacco
526	Rio pipe tobacco
527	Dark Horse pipe tobacco
528	Direct Buy
529	L.J. Peretti
530	Tin Star
531	Six Nations
532	Cherokee pipe tobacco
533	Stanwell
534	Al Fakher
535	Fader's Tobacco
536	Action pipe tobacco
537	High Card pipe tobacco
538	American Club pipe tobacco
539	Privateer (Deal Deal) pipe tobacco
540	Roxwell pipe tobacco
541	OHM Blue pipe tobacco
542	752 pipe tobacco
543	Mixture No. 79
544	Half & half pipe tobacco
545	Wild Horse pipe tobacco
546	Daughter and Ryan Three Sails pipe tobacco
547	Signal pipe tobacco
548	Smoker Friendly pipe tobacco
549	Ash & Ember pipe tobacco
550	Ryback pipe tobacco
551	Dokha
552	Fumari
5999	Pipe tobacco; brand otherwise unspecified
<b>Miscellaneous Classifications</b>	
601	Homegrown
701	Marijuana
702	Cocaine
703	Coca leaves
704	Betel nut
705	Permanent marker
706	Aerosol spray
707	Carburetor cleaner
708	Heroin

<b>Code</b>	<b>Definition</b>
709	Meth, Methamphetamine ("ice" or "crank")
710	Over-the-counter drug
711	Rubbing alcohol and peroxide
801	Nicorette
802	Honey Rose herbal cigarettes
803	Herbal cigarette, not otherwise specified
804	Ecstasy herbal cigarettes
805	Smokey Mountain herbal snuff
806	Herbal Gold herbal cigarettes
807	Ariva tobacco lozenge
808	Herbal Dreams cigarettes
809	Evo electronic cigarette
810	Electronic/smokeless cigarette; otherwise unspecified
811	Raven-E
812	Modern Vapor
813	Logic
814	blu
815	Real Deal
816	Halo
817	Volcano
818	Mistic
819	NJOY
820	Flavorz by Joe E Liquids
821	Rio
822	Ecto
823	V2
824	Vuse Vibe
825	MarkTen
826	Premium
827	T4
828	21st Century Smoke
829	RY4 Smooth e Liquid
830	B&M electronic cigarettes
831	Rebel electronic cigarettes
832	JUUL
833	Nirdosh herbal cigarettes
834	Ruthless
835	Bouncing Betty
836	Vaporz
837	Hemp/CBD cigarettes: brand unspecified
838	naked100
839	Ignite CBD vape pen/cartridge

## **APPENDIX D**

### **Recoded Substance Dependence and Abuse Variable Documentation**

## Introduction

The 2019 National Survey on Drug Use and Health (NSDUH) computer-assisted interviewing (CAI) instrumentation included questions that were designed to measure dependence and abuse of illicit drugs and alcohol and dependence on nicotine (cigarettes). For nicotine (cigarettes), questions pertaining to dependence were based on criteria from the Nicotine Dependence Syndrome Scale (NDSS; Shiffman, Hickcox, Gnys, Paty, & Kassel, 1995; Shiffman, Waters, & Hickcox, 2004) and the Fagerstrom Test of Nicotine Dependence (FTND; Fagerstrom, 1978; Heatherton, Kozlowski, Frecker, & Fagerstrom, 1991). These criteria were first used to measure nicotine dependence in NSDUH in 2003. For substances other than nicotine (cigarettes), which include alcohol, marijuana, cocaine, heroin, methamphetamine, prescription pain relievers, prescription sedatives, prescription stimulants, prescription tranquilizers, hallucinogens, and inhalants, dependence and abuse questions were based on the criteria in the *Diagnostic and Statistical Manual of Mental Disorders*, 4th edition (DSM-IV; American Psychiatric Association, 1994). Due to the complexity of defining the dependence and abuse variables, details regarding the creation of these variables are provided in this appendix. The term "dependence or abuse" is also referred to as "use disorder" starting with the 2015 detailed tables (Center for Behavioral Health Statistics and Quality [CBHSQ], 2016b) and in the key substance use and mental health indicators in the United States report (Substance Abuse and Mental Health Services Administration [SAMHSA], 2020).<sup>1</sup> Illicit drug or alcohol dependence or abuse is referred to as substance use disorder (SUD), illicit drug dependence or abuse is referred to as illicit drug use disorder (IDUD), and alcohol dependence or abuse is referred to as alcohol use disorder (AUD).

Beginning in 2016, an opioid use disorder measure was included in the detailed tables (CBHSQ, 2017b) and first findings reports (FFRs; Lipari, Ahrnsbrak, Pemberton, & Porter, 2017; Park-Lee, Lipari, Hedden, Kroutil, & Porter, 2017; SAMHSA, 2017). Respondents were classified as having a past year opioid use disorder if they had either a heroin use disorder (i.e., dependence or abuse) or pain reliever use disorder related to their misuse of prescription pain relievers in the past year, or if they had both disorders. Because this measure is derived from variables that were also available in 2015, it is considered comparable between 2015 and later years.

Beginning in 2018, a tranquilizer or sedative use disorder measure was included in the detailed tables (CBHSQ, 2019) and FFR (SAMHSA, 2019). Respondents were classified as having a past year tranquilizer or sedative use disorder if they had either a tranquilizer use disorder (i.e., dependence or abuse), a sedative use disorder, or both disorders in the past year. Respondents were not classified as having tranquilizer or sedative use disorder if they did not meet the dependence or abuse criteria for either prescription tranquilizers or prescription sedatives individually in the past year. For example, respondents who met fewer than three criteria for tranquilizer dependence and met fewer than three criteria for sedative dependence were not classified as having tranquilizer or sedative dependence, regardless of whether the number of symptoms across the tranquilizer and sedative dependence criteria summed to three or more. Because this measure is derived from variables that were also available in 2015, it is

---

<sup>1</sup> This report is considered a first findings report and replaces the national findings and mental health findings reports that were published in 2014 and prior years.

considered comparable between 2015 and later years. Data for dependence or abuse are not available for benzodiazepines, because respondents are asked about dependence and abuse symptoms of sedatives and tranquilizers as aggregate categories and could therefore report symptoms of dependence or abuse that apply to tranquilizers or sedatives that are not benzodiazepines.

In 2015, the NSDUH questionnaire underwent a partial redesign to improve the quality of the NSDUH data and to address the changing needs of policy makers and researchers regarding substance use and mental health issues. Questionnaire changes included a shift in focus for the prescription drug questions from lifetime misuse to past year misuse. Additionally, questions were added about any past year prescription drug use rather than just misuse. New methamphetamine questions were added, replacing the methamphetamine questions that were previously asked within the context of prescription stimulants. New methamphetamine questions were also added to the dependence or abuse section.<sup>2</sup> Substantial changes were also made to questions about smokeless tobacco, binge alcohol use, inhalants, and hallucinogens. The changes to the questionnaire resulted in a new baseline for SUD measures of inhalants, hallucinogens, methamphetamine, prescription pain relievers (and therefore opioids), prescription sedatives, prescription stimulants, and prescription tranquilizers (and therefore tranquilizers or sedatives). These seven SUD variables are not considered comparable with similar dependence measures prior to 2015. For more details on the overall survey changes and measurement issues, see Appendix C of the 2015 NSDUH methodological summary and definitions (CBHSQ, 2016a).

Additionally, these seven trend-breaking SUD measures switched to a revised imputation methodology, modified predictive mean neighborhood (modPMN), beginning in 2015 (CBHSQ, 2017a). All other individual substance measures (nicotine, marijuana, alcohol, cocaine, and heroin) remained comparable with measures from past years and did not have methodology or variable name changes. More details about the types of variables that are available for the 2019 NSDUH and their uses are found in the DSM-IV Dependence and Abuse section of this appendix.<sup>3</sup>

Given the current editing and imputation procedures, along with the use of multiple sections of the questionnaire to determine whether a respondent was asked the dependence and abuse questions, users should be aware of the possible inconsistencies that may exist between the dependence and abuse variables and the imputed substance use and frequency of use variables for selected substances. Responses from the main substance use and frequency of substance use questions were used as criteria to determine whether a respondent was asked the alcohol and/or illicit drug dependence and abuse questions. Unknown responses to the main section of substance use and frequency of substance use questions were imputed. However, the imputation process did not take into account data reported in the special drug CAI sections. Therefore, responses to the dependence and abuse questions may be inconsistent with responses to the imputed substance use or frequency of use questions. These inconsistent responses remained in the edited data and were not excluded in the creation of the dependence and abuse recodes.

---

<sup>2</sup> The new methamphetamine dependence or abuse questions were patterned after questions for cocaine dependence or abuse and were separate from questions for symptoms of dependence or abuse that were related to the misuse of prescription stimulants.

<sup>3</sup> Due to the imputation process, the 2019 NSDUH contains two versions of the edited variables, both of which are found in the Substance Dependence or Abuse section of the codebook.

Because different sets of criteria were used as skip logic for each substance, different types of inconsistencies between the dependence and abuse variables and the imputed substance use and frequency of substance use variables could occur by substance. These inconsistencies are discussed in further detail in this appendix in the corresponding sections on each substance.

Differences also exist between the methodologies used for determining dependence on nicotine (cigarettes) and for determining dependence on other substances. For example, to classify as nicotine (cigarette) dependent, a respondent must be a past *month* user of cigarettes. However, to classify as dependent on one of the other substances by DSM-IV criteria, a respondent must be a past *year* user of that substance. A second difference is that the NDSS questions are imputed at the individual question level, whereas the individual DSM-IV dependence questions are not imputed. Beginning in 2015, the overall dependence (and abuse) indicators for seven of the DSM-IV measures were imputed, but the individual dependence questions themselves were not.<sup>4</sup> For the remaining dependence or abuse DSM-IV measures that were not imputed, the unknown values were treated the same as a response of "no."

---

<sup>4</sup> These seven drugs include hallucinogens, inhalants, methamphetamine, prescription pain relievers, prescription sedatives, prescription stimulants, and prescription tranquilizers.



## Nicotine (Cigarette) Dependence

The 2019 NSDUH CAI questions designed to assess nicotine (cigarette) dependence were based on the NDSS and the FTND. To identify patterns of nicotine (cigarette) dependence within the 2019 NSDUH data, variable indicators were created to measure dependence on nicotine through the use of cigarettes. A respondent was classified as being dependent if he or she met either the NDSS or the FTND criteria for dependence.

### Nicotine Dependence Syndrome Scale (NDSS)

The conceptual roots of the NDSS are similar to those behind the DSM-IV concept of dependence (Edwards & Gross, 1976). The 2019 NSDUH contains 19 NDSS questions that address five aspects of dependence:

1. Smoking drive (compulsion to smoke driven by nicotine craving and withdrawal)
  - a. After not smoking for a while, you need to smoke in order to feel less restless and irritable (IRCGIRTB)
  - b. When you don't smoke for a few hours, you start to crave cigarettes (IRCGCRV)
  - c. You sometimes have strong cravings for a cigarette where it feels like you're in the grip of a force you can't control (IRCGCRGP)
  - d. You feel a sense of control over your smoking - that is, you can "take it or leave it" at any time (IRCGNCTL)
  - e. You sometimes worry that you will run out of cigarettes (IRCGROUT)
2. Nicotine tolerance
  - a. Since you started smoking, the amount you smoke has increased (IRCGINCR)
  - b. Compared to when you first started smoking, you need to smoke a lot more now in order to be satisfied (IRCGSAT)
  - c. Compared to when you first started smoking, you can smoke much, much more now before you start to feel anything (IRCGLMR)
3. Continuous smoking
  - a. You smoke cigarettes fairly regularly throughout the day (IRCGRGDY)
  - b. You smoke about the same amount on weekends as on weekdays (IRCGRGWK)
  - c. You smoke just about the same number of cigarettes from day to day (IRCGRGNM)
  - d. It's hard to say how many cigarettes you smoke per day because the number often changes (IRCGNCG)
  - e. It's normal for you to smoke several cigarettes in an hour, then not have another one until hours later (IRCGSLHR)
4. Behavioral priority (preferring smoking over other reinforcing activities)
  - a. You tend to avoid places that don't allow smoking, even if you would otherwise enjoy them (IRCGAVD)
  - b. There are times when you choose not to be around your friends who don't smoke because they won't like it if you smoke (friends question - CIGFNLKE)

- c. Even if you're traveling a long distance, you'd rather not travel by airplane because you wouldn't be allowed to smoke (IRCGPLN)
5. Stereotypy (fixed patterns of smoking)
- a. Do you have any friends who do not smoke cigarettes (friends question - CIGFN SMK)
  - b. The number of cigarettes you smoke per day is often influenced by other things - how you're feeling, or what you're doing, for example (IRCGINFL)
  - c. Your smoking is not affected much by other things. For example, you smoke about the same amount whether you're relaxing or working, happy or sad, alone or with others (IRCGNINF).

Each of these five domains can be assessed as separate measures, but an average score across all domains also can be obtained for overall nicotine dependence (Shiffman et al., 2004). In accordance with the scoring methods described by Shiffman and colleagues, the NDSS algorithm for calculating this average score was based on the respondent's answers to 17 of the 19 questions listed above. The items regarding nonsmoking friends (4b - CIGFNLKE and 5a - CIGFN SMK) were excluded due to higher item nonresponse rates.

For respondents who answered 16 of the 17 NDSS nicotine (cigarette) dependence questions used in the NDSS algorithm, the missing item was imputed using the 16 answered NDSS items as covariates in a weighted least squares regression model. For more information on the imputation of nicotine dependence, see Section 7.3.2.1 of the 2018 editing and imputation report in the NSDUH methodological resource book (MRB; CBHSQ, 2020a).

Responses to items IRCGIRTB, IRCGCRV, IRCGCRGP, IRCGAVD, IRCGPLN, IRCGROUT, IRCGRGDY, IRCGRGWK, IRCGRGNM, IRCGNINF, IRCGINCR, IRCGSAT, and IRCGLMR were coded from 1 to 5 where

- 1=Not at all true,
- 2=Somewhat true,
- 3=Moderately true,
- 4=Very true, and
- 5=Extremely true.

Responses to items IRCGNCTL, IRCGNCG, IRCGSLHR, and IRCGINFL were reverse coded from 5 to 1 where

- 5=Not at all true,
- 4=Somewhat true,
- 3=Moderately true,
- 2=Very true, and
- 1=Extremely true.

For respondents who reported smoking cigarettes in the past month, the NDSS score, NDSSANSP, was calculated as the sum of the responses to the previous questions divided by 17. This score was calculated only for those who had responses to all 17 questions after imputation.

If a respondent did not have valid responses (based on actual reporting and imputation) to all 17 questions, then his or her NDSS score was classified as missing.

A respondent was classified as nicotine dependent, NDSSDNSP=1, if the NDSS score was greater than or equal to 2.75. If the NDSS score was less than 2.75 or missing, then the respondent was determined to be nondependent, NDSSDNSP=0, based on the NDSS. The threshold of 2.75 was derived by the scale developers by examining the distribution of scores in other samples of smokers who were administered the NDSS, including a contrast of scores obtained for nondependent smokers (chippers) versus heavy smokers (Shiffman, Paty, Kassel, Gnys, & Zettler-Segal, 1994).

### **Fagerstrom Test of Nicotine Dependence (FTND)**

The FTND is a multi-item measure of dependence, but much of its ability to discriminate dependent smokers derives from a single item assessing how soon after waking smokers have their first cigarette (Heatherton, Kozlowski, Frecker, Rickert, & Robinson, 1989). Because most nicotine is cleared from the bloodstream overnight, smokers typically wake in nicotine deprivation, and rapid movement to smoke is considered a sign of dependence. A respondent who reported smoking cigarettes in the past month was classified as nicotine dependent based on the FTND, FTNDDNSP=1, if the first cigarette smoked was within 30 minutes of waking up on the days he or she smoked (CIGWAKE=1 or 2). All other respondents not meeting this criterion were determined to be nondependent, FTNDDNSP=0.

### **Nicotine (Cigarette) Dependence**

Using both the NDSS and the FTND, a respondent was classified as having nicotine (cigarette) dependence in the past month, DNICNSP=1, if he or she met either the NDSS (NDSSDNSP=1) or FTND (FTNDDNSP=1) criteria for dependence.

## DSM-IV Dependence and Abuse

The 2019 NSDUH CAI questions were designed to assess substance dependence and abuse of alcohol and illicit drugs based on the criteria for dependence and abuse in the DSM-IV (American Psychiatric Association, 1994). For marijuana, inhalants, hallucinogens, and prescription tranquilizers, a respondent was classified as having dependence if he or she met three or more of six standard dependence criteria. Dependence criteria for alcohol, cocaine, heroin, methamphetamine, prescription pain relievers, prescription sedatives, and prescription stimulants include the six standard criteria and an additional withdrawal criterion (seven criteria in total). Here, a respondent was classified as having dependence if he or she met three or more of the seven dependence criteria that pertain to that substance. For each illicit drug and alcohol, a respondent was classified as having abused that substance if he or she met one or more of four abuse criteria and was determined not to be dependent upon the substance of interest.<sup>5</sup>

Dependence and abuse variables are mutually exclusive with dependence taking precedence (i.e., dependence is determined first, and respondents are only classified as having abused a substance if they are not already classified as dependent, regardless of responses to the abuse questions). Therefore, it is possible for the variables showing abuse of a combination of substances to not correspond with the abuse status of those individual substances. For example, a respondent who is classified as having abused cocaine in the past year may be classified as not having abused illicit drugs because he or she was dependent on marijuana and already classified as being dependent on illicit drugs.

The criteria used to determine whether a respondent was asked the dependence and abuse questions varied by substance and, in some cases, created an opportunity for inconsistencies. For alcohol and marijuana, respondents who reported past year use of the respective substance and reported use of the respective substance on more than 5 days in the past year were asked dependence and abuse questions. Respondents who reported substance use in the past year but did not report a valid response for their frequency of substance use data were still asked the dependence and abuse questions. Therefore, inconsistencies could occur where a respondent could be classified as dependent on or had abused a substance, but their *imputed* frequency of use variable indicated less frequent use than the required 5 days in the past year. For heroin, cocaine, and methamphetamine, the criteria included reporting past year use in multiple drug sections. Inconsistencies could occur when responses to questions in the main substance section indicated no use in the past year but positive responses to past year use in a special drug section (i.e., use with a needle) would lead to respondents being routed to the dependence and abuse section and potentially classified as having substance dependence or abuse in the past year.

All other illicit drugs (prescription pain relievers, prescription sedatives, prescription stimulants, prescription tranquilizers, hallucinogens, and inhalants) were revised in the 2015

---

<sup>5</sup> The 2015 NSDUH and later years contains two versions of the abuse variables. The abuse variables (ABUSEXXX) defined in this appendix incorporate the criteria that a respondent cannot be classified as abusing a substance if he or she is classified as dependent upon that substance. A second set of abuse variables (ABUPOSXXX) are defined solely on the abuse criteria and are independent of a respondent's dependence status. These intermediate abuse variables (ABUPOSXXX) are used in conjunction with dependence variables (DEPNXXXX) to create the DSM-IV version of abuse (ABUSEXXX). More details are provided later in this appendix.

NSDUH so that respondents were routed into the dependence and abuse sections based only on one criterion: respondent's reported past year use in the main section of the respective substance. Thus, no inconsistencies could occur where the respondent was considered a nonuser of the substance but was classified as being dependent on or abusing the substance.

Dependence and abuse recode methods also changed in the 2015 NSDUH. Prior to the 2015 NSDUH, all dependence or abuse recodes (except nicotine dependence) were created in the same manner using edited data, and all values of unknown were treated as a "no" response. A respondent might have provided ambiguous information about past year use of any individual substance, in which case these respondents were not asked the dependence and abuse questions for that substance. Subsequently, these respondents could be imputed to be past year users of the respective substance. In this situation, the dependence and abuse data were unknown. These respondents with missing SUD measures were then classified as not dependent on or abusing the respective substance, without ever having been asked the dependence and abuse questions. Starting with the 2015 NSDUH, the questionnaire underwent a partial redesign, which included changes to sections that impacted dependence or abuse. Overall, questionnaire changes included a shift in focus for the prescription drug questions from lifetime misuse to past year misuse. Additionally, questions were added about any past year prescription drug use rather than just misuse. New methamphetamine questions were added, replacing the methamphetamine questions that were previously asked within the context of prescription stimulants. New methamphetamine questions were also added to the dependence or abuse section. Substantial changes were also made to questions about inhalants and hallucinogens.

Due to this questionnaire redesign, the dependence and abuse measures of these seven drugs (hallucinogens, inhalants, methamphetamine, prescription pain relievers, prescription sedatives, prescription stimulants, and prescription tranquilizers) broke trend for the dependence and abuse variables for these specific drugs. As a result, new improved imputation methods could be considered since the trends were already broken. A decision was made to also implement the modPMN imputation method for the indicator level only for their dependence and abuse measures. The imputation process for the dependence and abuse variables is described in detail in the 2018 MRB editing and imputation report (CBHSQ, 2020a), and the rationale for using modPMN imputation versus zero-fill imputation for SUD measures is provided in Chapter 10 of the evaluation of imputation methods report (CBHSQ, 2017a).

For the four dependence and abuse measures (alcohol, marijuana, cocaine, and heroin) not impacted by the questionnaire redesign, the recoding scheme was not changed. The dependence measures on these four drugs were determined directly from the criteria for dependence in DSM-IV. The final analysis abuse measures for these four drugs were recoded based on the criteria for dependence and abuse in DSM-IV (abuse but not dependence). As in past years, the missing responses for these four measures were treated as the responses of "no" (zero-fill imputation). Due to the questionnaire redesign for certain substances and not others, summary measures such as any illicit drugs, any illicit drugs other than marijuana, and any psychotherapeutic drugs established a new baseline in 2015 and are no longer considered comparable with corresponding variables from prior survey years.

Additional variables that came from the imputation process are included on the 2019 NSDUH data file. In addition to the original data for each question from the questionnaire that

are found in edited form in the Substance Dependence or Abuse codebook section, some new additional variables were created. First, a set of intermediate recoded variables were created during the imputation process for both dependence and abuse. These dependence variables (DEPENDXXX) are defined as "Yes" or "No" for meeting the dependence criteria, and unknown data are set to system missing. The abuse variables (ABUPOSXXX) are defined as "Yes" or "No" for meeting the abuse criteria, and unknown data are set to system missing. These intermediate recoded abuse variables do not take into consideration the respondent's dependence status and are considered independent abuse variables. These recoded dependence and abuse variables are then imputed independently, and the missing values are assigned to valid categories (Yes, No, Never Used, Did Not Use in Past 12 Months) and can be found in the Imputed Substance Dependence or Abuse codebook section.

The final analysis variables that were used in the 2019 detailed tables (CBHSQ, 2020b) and FFR are found in the Recoded Substance Dependence or Abuse codebook section. The dependence variables are defined by recoding the imputed variables into a final recode defined as only "Yes" or "No." These final abuse variables were defined by using the imputed independent abuse variables along with the respondent's dependence status to classify the DSM-IV version of the abuse variables. These final abuse recodes are defined as "Yes" when a respondent meets the abuse criteria and does not have dependence on the substance.

Listed below are the definitions used for each of the individual dependence and abuse measures, as well as specific notes about any inconsistency issues for each measure. The individual measures are divided into either a dependence section or an abuse section, and these sections are further split showing the measures that are comparable across years and those that started a new baseline in 2015. Additional variables that were created using a combination of these individual dependence and abuse measures are described in the Summary Measures section of this appendix and are also listed in the body of the codebook.

## Substance Dependence Measures

### Comparable Recodes for 2002 and Later Years

#### ALCOHOL

To be classified with alcohol dependence, DEPNDALC, a respondent must have met three or more of these alcohol dependence criteria:

- (1) Spent a great deal of time over a period of a month or more getting, using, or getting over the effects of alcohol (ALCLOTTM=1 or ALCGTOVR=1)
- (2) Used alcohol more often than intended or was unable to keep set limits on alcohol use (ALCKPLMT=2)
- (3) Needed to use alcohol more than before to get desired effects or noticed that same amount of alcohol use had less effect than before (ALCNDMOR=1 or ALCLSEFX=1)
- (4) Inability to cut down or stop using alcohol every time tried or wanted to (ALCCUTEV=2)
- (5) Continued to use alcohol even though it was causing problems with emotions, nerves, mental health, or physical problems (ALCEMCTD=1 or ALCPHCTD=1)
- (6) Alcohol use reduced or eliminated involvement or participation in important activities (ALCLSACT=1)
- (7) Reported experiencing two or more alcohol withdrawal symptoms at the same time that lasted longer than a day after alcohol use was cut back or stopped. Symptoms include (i) sweating or feeling that heart was beating fast; (ii) having hands tremble; (iii) having trouble sleeping; (iv) vomiting or feeling nauseous; (v) seeing, hearing, or feeling things that were not really there; (vi) feeling like could not sit still; (vii) feeling anxious; and (viii) having seizures or fits. (ALCWDSMT=1).

This recoded variable's unknown values are included in the "no" response, and it is comparable with similarly named variables from prior years.

Note: A respondent could answer the dependence questions if he or she reported using alcohol in the past year, even if he or she did not report a valid response to the frequency of days in which he or she drank an alcoholic beverage. Thus, cases may exist where a respondent was classified as dependent on alcohol but drank an alcoholic beverage less than 6 days in the past year according to the imputed frequency of use variable (IRALCFY).

#### MARIJUANA

To be classified with marijuana dependence, DEPNDMRJ, a respondent must have met three or more of these marijuana dependence criteria:

- (1) Spent a great deal of time over a period of a month or more getting, using, or getting over the effects of marijuana (MRJLOTTM=1 or MRJGTOVR=1)

- (2) Used marijuana more often than intended or was unable to keep set limits on marijuana use (MRJKPLMT=2)
- (3) Needed to use marijuana more than before to get desired effects or noticed that same amount of marijuana use had less effect than before (MRJNDMOR=1 or MRJLSEFX=1)
- (4) Inability to cut down or stop using marijuana every time tried or wanted to (MRJCUTEV=2)
- (5) Continued to use marijuana even though it was causing problems with emotions, nerves, mental health, or physical problems (MRJEMCTD=1 or MRJPHCTD=1)
- (6) Marijuana use reduced or eliminated involvement or participation in important activities (MRJLSACT=1)

This recoded variable's unknown values are included in the "no" response, and it is comparable with similarly named variables from prior years.

Note: A respondent could answer the dependence questions if he or she reported using marijuana in the past year, even if he or she did not report a valid response to the frequency of days in which he or she used marijuana. Thus, cases may exist where a respondent was classified as dependent on marijuana but used marijuana less than 6 days in the past year according to the imputed frequency of use variable (IRMJFY).

## COCAINE

To be classified with cocaine dependence, DEPNDCOG, a respondent must have met three or more of these cocaine dependence criteria:

- (1) Spent a great deal of time over a period of a month or more getting, using, or getting over the effects of cocaine (COCLOTTM=1 or COCGTOVR=1)
- (2) Used cocaine more often than intended or was unable to keep set limits on cocaine use (COCKPLMT=2)
- (3) Needed to use cocaine more than before to get desired effects or noticed that same amount of cocaine use had less effect than before (COCNDMOR=1 or COCLSEFX=1)
- (4) Inability to cut down or stop using cocaine every time tried or wanted to (COCCUTEV=2)
- (5) Continued to use cocaine even though it was causing problems with emotions, nerves, mental health, or physical problems (COCEMCTD=1 or COCPHCTD=1)
- (6) Cocaine use reduced or eliminated involvement or participation in important activities (COCLSACT=1)
- (7) Reported feeling blue or down when trying to stop or cut down using cocaine (COCFLBLU=1) as well as experiencing two or more additional cocaine withdrawal symptoms at the same time that lasted longer than a day after cocaine use was cut back or stopped. Symptoms include (i) feeling tired or exhausted, (ii) having bad dreams, (iii) having trouble sleeping or sleeping more than normal, (iv) feeling hungry more often, and (v) feeling either very slowed down or like could not sit still. (COCWDSMT=1).



This recoded variable's unknown values are included in the "no" response, and it is comparable with similarly named variables from prior years.

Note: A respondent could answer the dependence questions if he or she reported injecting cocaine with a needle in the past year in the special drugs section, even if he or she reported not using cocaine in the past year in the cocaine section. Thus, cases may exist where a respondent was classified as being dependent on cocaine, even though he or she had not used cocaine in the past year according to the imputed recency variable (COCYR).

## **HEROIN**

To be classified with heroin dependence, DEPNDHER, a respondent must have met three or more of these heroin dependence criteria:

- (1) Spent a great deal of time over a period of a month or more getting, using, or getting over the effects of heroin (HERLOTTM=1 or HERGTOVR=1)
- (2) Used heroin more often than intended or was unable to keep set limits on heroin use (HERKPLMT=2)
- (3) Needed to use heroin more than before to get desired effects or noticed that same amount of heroin use had less effect than before (HERNDMOR=1 or HERLSEFX=1)
- (4) Inability to cut down or stop using heroin every time tried or wanted to (HERCUTEV=2)
- (5) Continued to use heroin even though it was causing problems with emotions, nerves, mental health, or physical problems (HEREMCTD=1 or HERPHCTD=1)
- (6) Heroin use reduced or eliminated involvement or participation in important activities (HERLSACT=1)
- (7) Reported experiencing three or more heroin withdrawal symptoms at the same time that lasted longer than a day after heroin use was cut back or stopped. Symptoms include (i) feeling kind of blue or down; (ii) vomiting or feeling nauseous; (iii) having cramps or muscle aches; (iv) having teary eyes or a runny nose; (v) feeling sweaty, having enlarged eye pupils, or having body hair standing up on skin; (vi) having diarrhea; (vii) yawning; (viii) having a fever; and (ix) having trouble sleeping. (HERWDSMT=1).

This recoded variable's unknown values are included in the "no" response, and it is comparable with similarly named variables from prior years.

Note: A respondent could answer the dependence questions if he or she reported injecting with a needle, smoking, sniffing, or snorting heroin in the past year in the special drugs section, even if he or she reported not using heroin in the past year in the heroin section. Thus, cases may exist where a respondent was classified as dependent on heroin, even though he or she had not used heroin in the past year according to the imputed recency variable (HERYR).

## Recodes with New Baseline Starting in 2015

### HALLUCINOGENS

To be classified with hallucinogen dependence, DEPNDPYHAL, a respondent must have met three or more of these hallucinogen dependence criteria:

- (1) Spent a great deal of time over a period of a month or more getting, using, or getting over the effects of hallucinogens (HALULOTTM=1 or HALUGTOVR=1)
- (2) Used hallucinogens more often than intended or was unable to keep set limits on hallucinogen use (HALUKPLMT=2)
- (3) Needed to use hallucinogens more than before to get desired effects or noticed that same amount of hallucinogen use had less effect than before (HALUNDMOR=1 or HALULSEFX=1)
- (4) Inability to cut down or stop using hallucinogens every time tried or wanted to (HALUCUTEV=2)
- (5) Continued to use hallucinogens even though they were causing problems with emotions, nerves, mental health, or physical problems (HALUEMCTD=1 or HALUPHCTD=1)
- (6) Hallucinogen use reduced or eliminated involvement or participation in important activities (HALULSACT=1)

This recode was created using the edited dependence variable (DEPENDHAL) and imputing it so that all past year users were either classified with dependence or classified without dependence. Then the imputed dependence variable (IRDEPENDHAL) was converted to the final analysis recode (DEPNDPYHAL). This final analysis recode is not comparable with the hallucinogen dependence variable from 2014 and prior years.

### INHALANTS

To be classified with inhalant dependence, DEPNDPYINH, a respondent must have met three or more of these inhalant dependence criteria:

- (1) Spent a great deal of time over a period of a month or more getting, using, or getting over the effects of inhalants (INHLLOTTM=1 or INHLGTOVR=1)
- (2) Used inhalants more often than intended or was unable to keep set limits on inhalant use (INHLKPLMT=2)
- (3) Needed to use inhalants more than before to get desired effects or noticed that same amount of inhalant use had less effect than before (INHLNDMOR=1 or INHLLSEFX=1)
- (4) Inability to cut down or stop using inhalants every time tried or wanted to (INHLCUTEV=2)
- (5) Continued to use inhalants even though they were causing problems with emotions, nerves, mental health, or physical problems (INHLEMCTD=1 or INHLPHCTD=1)
- (6) Inhalant use reduced or eliminated involvement or participation in important activities (INHLLSACT=1)

This recode was created using the edited dependence variable (DEPENDINH) and imputing it so that all past year users were either classified with dependence or classified without dependence. Then the imputed dependence variable (IRDEPENDINH) was converted to the final analysis recode (DEPNDPYINH). This final analysis recode is not comparable with the inhalant dependence variable from 2014 and prior years.

## **METHAMPHETAMINE**

To be classified with methamphetamine dependence, DEPNDPYMTH, a respondent must have met three or more of these methamphetamine dependence criteria:

- (1) Spent a great deal of time over a period of a month or more getting, using, or getting over the effects of methamphetamine (METHLOTTM=1 or METHGTOVR=1)
- (2) Used methamphetamine more often than intended or was unable to keep set limits on methamphetamine use (METHKPLMT=2)
- (3) Needed to use methamphetamine more than before to get desired effects or noticed that same amount of methamphetamine use had less effect than before (METHNDMOR=1 or METHLSEFX=1)
- (4) Inability to cut down or stop using methamphetamine every time tried or wanted to (METHCUTEV=2)
- (5) Continued to use methamphetamine even though it was causing problems with emotions, nerves, mental health, or physical problems (METHMCTD=1 or METHPHCTD=1)
- (6) Methamphetamine use reduced or eliminated involvement or participation in important activities (METHLSACT=1)
- (7) Reported feeling blue or down when trying to stop or cut down using methamphetamine (METHFLBLU=1) as well as experiencing two or more additional methamphetamine withdrawal symptoms at the same time that lasted longer than a day after methamphetamine use was cut back or stopped. Symptoms include (i) feeling tired or exhausted, (ii) having bad dreams, (iii) having trouble sleeping or sleeping more than normal, (iv) feeling hungry more often, and (v) feeling either very slowed down or like could not sit still. (METHWDSMT=1).

This recode was created using the edited dependence variable (DEPENDMTH) and imputing it so that all past year users were either classified with dependence or classified without dependence. Then the imputed dependence variable (IRDEPENDMTH) was converted to the final analysis recode (DEPNDPYMTH). This final analysis recode is not comparable with the methamphetamine dependence variable from 2014 and prior years.

Note: A respondent could answer the dependence questions if he or she reported injecting methamphetamine with a needle in the past year in the special drugs section, even if he or she reported not using methamphetamine in the past year in the methamphetamine section. Thus, cases may exist where a respondent was classified as being dependent on methamphetamine, even though he or she had not used methamphetamine in the past year according to the imputed recency variable (METHAMYR).

## **PRESCRIPTION PAIN RELIEVERS**

To be classified with prescription pain reliever dependence, DEPNDPYPNR, a respondent must have met three or more of these pain reliever dependence criteria:

- (1) Spent a great deal of time over a period of a month or more getting, using, or getting over the effects of pain relievers (PNRLLOTTM=1 or PNRLGTOVR=1)
- (2) Used pain relievers more often than intended or was unable to keep set limits on pain reliever use (PNRLKPLMT=2)
- (3) Needed to use pain relievers more than before to get desired effects or noticed that same amount of pain reliever use had less effect than before (PNRLNDMOR=1 or PNRLLESEFX=1)
- (4) Inability to cut down or stop using pain relievers every time tried or wanted to (PNRLCUTEV=2)
- (5) Continued to use pain relievers even though they were causing problems with emotions, nerves, mental health, or physical problems (PNRLEMCTD=1 or PNRLPHCTD=1)
- (6) Pain reliever use reduced or eliminated involvement or participation in important activities (PNRLLSACT=1)
- (7) Reported experiencing three or more pain reliever withdrawal symptoms at the same time that lasted longer than a day after pain reliever use was cut back or stopped. Symptoms include (i) feeling kind of blue or down; (ii) vomiting or feeling nauseous; (iii) having cramps or muscle aches; (iv) having teary eyes or a runny nose; (v) feeling sweaty, having enlarged pupils, or having body hair standing up on skin; (vi) having diarrhea; (vii) yawning; (viii) having a fever; and (ix) having trouble sleeping. (PNRLWDSMT=1).

This recode was created using the edited dependence variable (DEPENDPNR) and imputing it so that all past year users were either classified with dependence or classified without dependence. Then the imputed dependence variable (IRDEPENDPNR) was converted to the final analysis recode (DEPNDPYPNR). This final analysis recode is not comparable with the prescription pain reliever dependence variable from 2014 and prior years.

## **PRESCRIPTION TRANQUILIZERS**

To be classified with prescription tranquilizer dependence, DEPNDPYTRQ, a respondent must have met three or more of these tranquilizer dependence criteria:

- (1) Spent a great deal of time over a period of a month or more getting, using, or getting over the effects of tranquilizers (TRQLLOTTM=1 or TRQLGTOVR=1)
- (2) Used tranquilizers more often than intended or was unable to keep set limits on tranquilizer use (TRQLKPLMT=2)
- (3) Needed to use tranquilizers more than before to get desired effects or noticed that same amount of tranquilizer use had less effect than before (TRQLNDMOR=1 or TRQLLESEFT=1)
- (4) Inability to cut down or stop using tranquilizers every time tried or wanted to (TRQLCUTEV=2)

- (5) Continued to use tranquilizers even though they were causing problems with emotions, nerves, mental health, or physical problems (TRQLEMCTD=1 or TRQLPHCTD=1)
- (6) Tranquilizer use reduced or eliminated involvement or participation in important activities (TRQLLSACT=1)

This recode was created using the edited dependence variable (DEPENDTRQ) and imputing it so that all past year users were either classified with dependence or classified without dependence. Then the imputed dependence variable (IRDEPENDTRQ) was converted to the final analysis recode (DEPNDPYTRQ). This final analysis recode is not comparable with the prescription tranquilizer dependence variable from 2014 and prior years.

## **PRESCRIPTION STIMULANTS**

To be classified with prescription stimulant dependence, DEPNDPYSTM, a respondent must have met three or more of these stimulant dependence criteria:

- (1) Spent a great deal of time over a period of a month or more getting, using, or getting over the effects of stimulants (STIMLOTTM=1 or STIMGTOVR=1)
- (2) Used stimulants more often than intended or was unable to keep set limits on stimulant use (STIMKPLMT=2)
- (3) Needed to use stimulants more than before to get desired effects or noticed that same amount of stimulant use had less effect than before (STIMNDMOR=1 or STIMLSEFX=1)
- (4) Inability to cut down or stop using stimulants every time tried or wanted to (STIMCUTEV=2)
- (5) Continued to use stimulants even though they were causing problems with emotions, nerves, mental health, or physical problems (STIMEMCTD=1 or STIMPHCTD=1)
- (6) Stimulant use reduced or eliminated involvement or participation in important activities (STIMLSACT=1)
- (7) Reported feeling blue or down when trying to stop or cut down using stimulants (STIMFLBLU=1) as well as experiencing two or more additional stimulant withdrawal symptoms at the same time that lasted longer than a day after stimulant use was cut back or stopped. Symptoms include (i) feeling tired or exhausted, (ii) having bad dreams, (iii) having trouble sleeping or sleeping more than normal, (iv) feeling hungry more often, and (v) feeling either very slowed down or like could not sit still. (STIMWDSMT=1).

This recode was created using the edited dependence variable (DEPENDSTM) and imputing it so that all past year users were either classified with dependence or classified without dependence. Then the imputed dependence variable (IRDEPENDSTM) was converted to the final analysis recode (DEPNDPYSTM). This final analysis recode is not comparable with the prescription stimulant dependence variable from 2014 and prior years.

## PRESCRIPTION SEDATIVES

To be classified with prescription sedative dependence, DEPNDPYSED, a respondent must have met three or more of these sedative dependence criteria:

- (1) Spent a great deal of time over a period of a month or more getting, using, or getting over the effects of sedatives (SEDVLOTTM=1 or SEDVGTOVR=1)
- (2) Used sedatives more often than intended or was unable to keep set limits on sedative use (SEDVKPLMT=2)
- (3) Needed to use sedatives more than before to get desired effects or noticed that same amount of sedative use had less effect than before (SEDVNDMOR=1 or SEDVLSEFX=1)
- (4) Inability to cut down or stop using sedatives every time tried or wanted to (SEDV CUTEV=2)
- (5) Continued to use sedatives even though they were causing problems with emotions, nerves, mental health, or physical problems (SEDVEMCTD=1 or SEDVPHCTD=1)
- (6) Sedative use reduced or eliminated involvement or participation in important activities (SEDVLSACT=1)
- (7) Reported experiencing two or more sedative withdrawal symptoms at the same time that lasted longer than a day after sedative use was cut back or stopped. Symptoms include (i) sweating or feeling that heart was beating fast; (ii) having hands tremble; (iii) having trouble sleeping or sleeping more than normal; (iv) vomiting or feeling nauseous; (v) seeing, hearing, or feeling things that were not really there; (vi) feeling like could not sit still; (vii) feeling anxious; and (viii) having seizures or fits. (SEDVWDSMT=1).

This recode was created using the edited dependence variable (DEPENDSED) and imputing it so that all past year users were either classified with dependence or classified without dependence. Then the imputed dependence variable (IRDEPENDSED) was converted to the final analysis recode (DEPNDPYSED). This final analysis recode is not comparable with the prescription sedative dependence variable from 2014 and prior years.

## Substance Abuse Measures

### Comparable Recodes for 2002 and Later Years

#### ALCOHOL

To be classified with abuse of alcohol, ABUSEALC, a respondent must have met one or more of these alcohol abuse criteria in the past year and must not have been dependent upon alcohol in the past year (DEPNDA LC=0):

- (1) Serious problems at home, work, or school caused by using alcohol, such as
  - neglecting their children
  - missing work or school
  - doing a poor job at work or school
  - losing a job or dropping out of school(ALCSERP B=1)
- (2) Used alcohol regularly and then did something that might have put you in physical danger (ALCPDANG=1)
- (3) Use of alcohol caused you to do things that repeatedly got you in trouble with the law (ALCLAWTR=1)
- (4) Problems with family or friends that were probably caused by using alcohol (ALCFMFPB=1) and continued to use alcohol even though you thought using alcohol caused these problems (ALCFMCTD=1)

This recoded variable's unknown values are included in the "no" response, and it is comparable with similarly named variables from prior years.

Note: A respondent could answer the abuse questions if he or she reported using alcohol in the past year, even if he or she did not report a valid response to the frequency of days in which he or she drank an alcoholic beverage. Thus, cases may exist where a respondent was classified to have abused alcohol but drank an alcoholic beverage less than 6 days in the past year according to the imputed frequency of use variable (IRALCFY).

#### MARIJUANA

To be classified with abuse of marijuana, ABUSEMRJ, a respondent must have met one or more of these marijuana abuse criteria in the past year and must not have been dependent upon marijuana in the past year (DEPNDMRJ=0):

- (1) Serious problems at home, work, or school caused by using marijuana, such as
  - neglecting their children
  - missing work or school
  - doing a poor job at work or school
  - losing a job or dropping out of school(MRJSERP B=1)
- (2) Used marijuana regularly and then did something that might have put you in physical danger (MRJPDANG=1)

- (3) Use of marijuana caused you to do things that repeatedly got you in trouble with the law (MRJLAWTR=1)
- (4) Problems with family or friends probably caused by using marijuana (MRJFMFPB=1) and continued to use marijuana even though you thought using marijuana caused these problems (MRJFMCTD=1)

This recoded variable's unknown values are included in the "no" response, and it is comparable with similarly named variables from prior years.

Note: A respondent could answer the abuse questions if he or she reported using marijuana in the past year, even if he or she did not report a valid response to the frequency of days in which he or she used marijuana. Thus, cases may exist where a respondent was classified to have abused marijuana but used marijuana less than 6 days in the past year according to the imputed frequency of use variable (IRMJFY).

## COCAINE

To be classified with abuse of cocaine, ABUSECOC, a respondent must have met one or more of these cocaine abuse criteria in the past year and must not have been dependent upon cocaine in the past year (DEPNDCOC=0):

- (1) Serious problems at home, work, or school caused by using cocaine, such as
  - neglecting their children
  - missing work or school
  - doing a poor job at work or school
  - losing a job or dropping out of school(COCSERP=1)
- (2) Used cocaine regularly and then did something that might have put you in physical danger (COCPDANG=1)
- (3) Use of cocaine caused you to do things that repeatedly got you in trouble with the law (COCLAWTR=1)
- (4) Problems with family or friends probably caused by using cocaine (COCFMFPB=1) and continued to use cocaine even though you thought using cocaine caused these problems (COCFMCTD=1)

This recoded variable's unknown values are included in the "no" response, and it is comparable with similarly named variables from prior years.

Note: A respondent could answer the abuse questions if he or she reported injecting cocaine with a needle in the past year, even if he or she reported not using cocaine in the past year. Thus, cases may exist where a respondent was classified to have abused cocaine, even though he or she had not used cocaine in the past year according to the imputed recency variable (COCYR).



## HEROIN

To be classified with abuse of heroin, ABUSEHER, a respondent must have met one or more of these heroin abuse criteria in the past year and must not have been dependent upon heroin in the past year (DEPNDDHER=0):

- (1) Serious problems at home, work, or school caused by using heroin, such as
  - neglecting their children
  - missing work or school
  - doing a poor job at work or school
  - losing a job or dropping out of school(HERSERPB=1)
- (2) Used heroin regularly and then did something that might have put you in physical danger (HERPDANG=1)
- (3) Use of heroin caused you to do things that repeatedly got you in trouble with the law (HERLAWTR=1)
- (4) Problems with family or friends probably caused by using heroin (HERFMFPB=1) and continued to use heroin even though you thought using heroin caused these problems (HERFMCTD=1)

This recoded variable's unknown values are included in the "no" response, and it is comparable with similarly named variables from prior years.

Note: A respondent could answer the abuse questions if he or she reported injecting with a needle, smoking, sniffing, or snorting heroin in the past year, even if he or she reported not using heroin in the past year. Thus, cases may exist where a respondent was classified to have abused heroin, even though he or she had not used heroin in the past year according to the imputed recency variable (HERYR).

## Recodes with New Baseline Starting in 2015

### HALLUCINOGENS

To be classified with abuse of hallucinogens, ABUSEPYHAL, a respondent must have met one or more of these hallucinogen abuse criteria in the past year:

- (1) Serious problems at home, work, or school caused by using hallucinogens, such as
  - neglecting their children
  - missing work or school
  - doing a poor job at work or school
  - losing a job or dropping out of school  
(HALUSERPB=1)
- (2) Used hallucinogens regularly and then did something that might have put you in physical danger (HALUPDANG=1)
- (3) Use of hallucinogens caused you to do things that repeatedly got you in trouble with the law (HALULAWTR=1)
- (4) Problems with family or friends probably caused by using hallucinogens (HALUFMFPB=1) and continued to use hallucinogens even though you thought using hallucinogens caused these problems (HALUFMCTD=1)

The imputation was conducted in order to define all missing values into valid response categories. Then the imputed abuse variable (IRABUPOSHAL) was converted to the final analysis recode (ABUSEPYHAL) with restriction on DEPNDPYHAL=0. This final analysis recode is not comparable with the hallucinogen abuse variable from 2014 and prior years.

### INHALANTS

To be classified with abuse of inhalants, ABUSEPYINH, a respondent must have met one or more of these inhalant abuse criteria in the past year:

- (1) Serious problems at home, work, or school caused by using inhalants, such as
  - neglecting their children
  - missing work or school
  - doing a poor job at work or school
  - losing a job or dropping out of school  
(INHLSERP=1)
- (2) Used inhalants regularly and then did something that might have put you in physical danger (INHLPDANG=1)
- (3) Use of inhalants caused you to do things that repeatedly got you in trouble with the law (INHLLAWTR=1)
- (4) Problems with family or friends probably caused by using inhalants (INHLFMFPB=1) and continued to use inhalants even though you thought using inhalants caused these problems (INHLFMCTD=1)

The imputation was conducted in order to define all missing values into valid response categories. Then the imputed abuse variable (IRABUPOSINH) was converted to the final

analysis recode (ABUSEPYINH) with restriction on DEPNDPYINH=0. This final analysis recode is not comparable with the inhalant abuse variable from 2014 and prior years.

## **METHAMPHETAMINE**

To be classified with abuse of methamphetamine, ABUSEPYMTH, a respondent must have met one or more of these methamphetamine abuse criteria in the past year:

- (1) Serious problems at home, work, or school caused by using methamphetamine, such as
  - neglecting their children
  - missing work or school
  - doing a poor job at work or school
  - losing a job or dropping out of school(METHSERPB=1)
- (2) Used methamphetamine regularly and then did something that might have put you in physical danger (METHPDANG=1)
- (3) Use of methamphetamine caused you to do things that repeatedly got you in trouble with the law (METHLAWTR=1)
- (4) Problems with family or friends probably caused by using methamphetamine (METHFMFPB=1) and continued to use methamphetamine even though you thought using methamphetamine caused these problems (METHFMCTD=1)

The imputation was conducted in order to define all missing values into valid response categories. Then the imputed abuse variable (IRABUPOSMTH) was converted to the final analysis recode (ABUSEPYMTH) with restriction on DEPNDPYMTH=0. This final analysis recode is not comparable with the methamphetamine abuse variable from 2014 and prior years.

## **PRESCRIPTION PAIN RELIEVERS**

To be classified with abuse of prescription pain relievers, ABUSEPYPNR, a respondent must have met one or more of these pain reliever abuse criteria in the past year:

- (1) Serious problems at home, work, or school caused by using pain relievers, such as
  - neglecting their children
  - missing work or school
  - doing a poor job at work or school
  - losing a job or dropping out of school(PNRLSERPB=1)
- (2) Used pain relievers regularly and then did something that might have put you in physical danger (PNRLPDANG=1)
- (3) Use of pain relievers caused you to do things that repeatedly got you in trouble with the law (PNRLLAWTR=1)
- (4) Problems with family or friends probably caused by using pain relievers (PNRLFMFPB=1) and continued to use pain relievers even though you thought using pain relievers caused these problems (PNRLFMCTD=1)

The imputation was conducted in order to define all missing values into valid response categories. Then the imputed abuse variable (IRABUPOSPNR) was converted to the final

analysis recode (ABUSEPYPNR) with restriction on DEPNDPYPNR=0. This final analysis recode is not comparable with the prescription pain reliever abuse variable from 2014 and prior years.

## **PRESCRIPTION TRANQUILIZERS**

To be classified with abuse of prescription tranquilizers, ABUSEPYTRQ, a respondent must have met one or more of these tranquilizer abuse criteria in the past year:

- (1) Serious problems at home, work, or school caused by using tranquilizers, such as
  - neglecting their children
  - missing work or school
  - doing a poor job at work or school
  - losing a job or dropping out of school  
(TRQLSERPB=1)
- (2) Used tranquilizers regularly and then did something that might have put you in physical danger (TRQLPDANG=1)
- (3) Use of tranquilizers caused you to do things that repeatedly got you in trouble with the law (TRQLLAWTR=1)
- (4) Problems with family or friends probably caused by using tranquilizers (TRQLFMFPB=1) and continued to use tranquilizers even though you thought using tranquilizers caused these problems (TRQLFMCTD=1)

The imputation was conducted in order to define all missing values into valid response categories. Then the imputed abuse variable (IRABUPOSTRQ) was converted to the final analysis recode (ABUSEPYTRQ) with restriction on DEPNDPYTRQ=0. This final analysis recode is not comparable with the prescription tranquilizer abuse variable from 2014 and prior years.

## **PRESCRIPTION STIMULANTS**

To be classified with abuse of prescription stimulants, ABUSEPYSTM, a respondent must have met one or more of these stimulant abuse criteria in the past year:

- (1) Serious problems at home, work, or school caused by using stimulants, such as
  - neglecting their children
  - missing work or school
  - doing a poor job at work or school
  - losing a job or dropping out of school  
(STIMSERP=1)
- (2) Used stimulants regularly and then did something that might have put you in physical danger (STIMPDANG=1)
- (3) Use of stimulants caused you to do things that repeatedly got you in trouble with the law (STIMLAWTR=1)
- (4) Problems with family or friends probably caused by using stimulants (STIMFMFPB=1) and continued to use stimulants even though you thought that using stimulants caused these problems (STIMFMCTD=1)

The imputation was conducted in order to define all missing values into valid response categories. Then the imputed abuse variable (IRABUPOSSTM) was converted to the final analysis recode (ABUSEPYSTM) with restriction on DEPNDPYSTM=0. This final analysis recode is not comparable with the prescription stimulant abuse variable from 2014 and prior years.

## **PRESCRIPTION SEDATIVES**

To be classified with abuse of prescription sedatives, ABUSEPYSED, a respondent must have met one or more of these sedative abuse criteria in the past year:

- (1) Serious problems at home, work, or school caused by using sedatives, such as
  - neglecting their children
  - missing work or school
  - doing a poor job at work or school
  - losing a job or dropping out of school(SEDVSERPB=1)
- (2) Used sedatives regularly and then did something that might have put you in physical danger (SEDVPDANG=1)
- (3) Use of sedatives caused you to do things that repeatedly got you in trouble with the law (SEDVLAWTR=1)
- (4) Problems with family or friends probably caused by using sedatives (SEDVFMFPB=1) and continued to use sedatives even though you thought using sedatives caused these problems (SEDVFMCTD=1)

The imputation was conducted in order to define all missing values into valid response categories. Then the imputed abuse variable (IRABUPOSSED) was converted to the final analysis recode (ABUSEPYSED) with restriction on DEPNDPYSED=0. This final analysis recode is not comparable with the prescription sedative abuse variable from 2014 and prior years.

## Summary Measures

The following summary measures were created using combinations of the recodes described above. In addition to these measures, variables that combine the dependence and abuse measures (e.g., ABODALC, alcohol dependence or abuse in past year) are also available, and a full list of those can be found in the Recoded Substance Dependence or Abuse section of the codebook.

The list of substances included in the definition of the illicit drugs measure did not change with the 2015 redesign, but the substances themselves were impacted by the redesign changes, thus making the summary measures for illicit drugs not comparable with those in years prior to 2015. The measure for alcohol is comparable with years prior to 2015 but not when paired with the illicit drugs measure.

### Dependence Recodes

#### ILLICIT DRUGS

To be classified with illicit drug dependence, DEPNDPYILL, a respondent must have been classified as dependent on at least one of the following substances: marijuana (DEPNDRMJ), hallucinogens (DEPNDRPYHAL), inhalants (DEPNDRPYINH), methamphetamine (DEPNDRPYMTH), cocaine (DEPNDRDCOC), heroin (DEPNDRDHER), prescription pain relievers (DEPNDRPYPNR), prescription sedatives (DEPNDRPYSED), prescription stimulants (DEPNDRPYSTM), or prescription tranquilizers (DEPNDRPYTRQ).

#### ILLICIT DRUGS OTHER THAN MARIJUANA

To be classified with illicit drug dependence other than marijuana, DEPNDPYIEM, a respondent must have been classified as dependent on at least one of the following substances: hallucinogens (DEPNDRPYHAL), inhalants (DEPNDRPYINH), methamphetamine (DEPNDRPYMTH), cocaine (DEPNDRDCOC), heroin (DEPNDRDHER), prescription pain relievers (DEPNDRPYPNR), prescription sedatives (DEPNDRPYSED), prescription stimulants (DEPNDRPYSTM), or prescription tranquilizers (DEPNDRPYTRQ). A respondent's marijuana dependency status is not considered in the creation of this variable.

#### ILLICIT DRUGS OR ALCOHOL

To be classified with illicit drug or alcohol dependence, DPPYILLALC, a respondent must have been classified as dependent on either illicit drugs (DEPNDRPYILL) or alcohol (DEPNDRDALC).

### Abuse Recodes

#### ILLICIT DRUGS

To be classified with illicit drug abuse, ABUSEPYILL, a respondent must have been classified as abusing at least one of the following substances: marijuana (ABUSEMRJ), hallucinogens (ABUSEPYHAL), inhalants (ABUSEPYINH), methamphetamine

(ABUSEPYMTH), cocaine (ABUSECOC), heroin (ABUSEHER), prescription pain relievers (ABUSEPYPNR), prescription sedatives (ABUSEPYSED), prescription stimulants (ABUSEPYSTM), or prescription tranquilizers (ABUSEPYTRQ), and not dependent on illicit drugs (DEPNDPYILL=0).

### **ILLCIT DRUGS OTHER THAN MARIJUANA**

To be classified with illicit drug abuse other than marijuana, ABUSEPYIEM, a respondent must have been classified as abusing at least one of the following substances: hallucinogens (ABUSEPYHAL), inhalants (ABUSEPYINH), methamphetamine (ABUSEPYMTH), cocaine (ABUSECOC), heroin (ABUSEHER), prescription pain relievers (ABUSEPYPNR), prescription sedatives (ABUSEPYSED), prescription stimulants (ABUSEPYSTM), or prescription tranquilizers (ABUSEPYTRQ), and not dependent on illicit drugs other than marijuana (DEPNDPYIEM=0).

### **ILLCIT DRUGS OR ALCOHOL**

To be classified with illicit drug or alcohol abuse, ABPYILLALC, a respondent must have been classified as abusing either illicit drugs (ABUSEPYILL) or alcohol (ABUSEALC), and not dependent on illicit drugs or alcohol (DPPYILLALC=0).

## References

- American Psychiatric Association. (1994). *Diagnostic and statistical manual of mental disorders* (4th ed.). Washington, DC: American Psychiatric Association.
- Center for Behavioral Health Statistics and Quality. (2016a). *2015 National Survey on Drug Use and Health: Methodological summary and definitions*. Retrieved from <https://www.samhsa.gov/data/>
- Center for Behavioral Health Statistics and Quality. (2016b). *Results from the 2015 National Survey on Drug Use and Health: Detailed tables*. Retrieved from <https://www.samhsa.gov/data/>
- Center for Behavioral Health Statistics and Quality. (2017a). *Evaluation of imputation methods for the National Survey on Drug Use and Health*. Retrieved from <https://www.samhsa.gov/data/>
- Center for Behavioral Health Statistics and Quality. (2017b). *Results from the 2016 National Survey on Drug Use and Health: Detailed tables*. Retrieved from <https://www.samhsa.gov/data/>
- Center for Behavioral Health Statistics and Quality. (2019). *Results from the 2018 National Survey on Drug Use and Health: Detailed tables*. Retrieved from <https://www.samhsa.gov/data/>
- Center for Behavioral Health Statistics and Quality. (2020a). *2018 National Survey on Drug Use and Health: Methodological resource book (Section 10, Editing and imputation report)*. Retrieved from <https://www.samhsa.gov/data/>
- Center for Behavioral Health Statistics and Quality. (2020b). *Results from the 2019 National Survey on Drug Use and Health: Detailed tables*. Retrieved from <https://www.samhsa.gov/data/>
- Edwards, G., & Gross, M. M. (1976). Alcohol dependence: Provisional description of a clinical syndrome. *British Medical Journal*, *1*(6017), 1058-1061.
- Fagerstrom, K. O. (1978). Measuring degree of physical dependence to tobacco smoking with reference to individualization of treatment. *Addictive Behaviors*, *3*(3-4), 235-241.
- Heatherton, T. F., Kozlowski, L. T., Frecker, R. C., & Fagerstrom, K. O. (1991). The Fagerstrom Test for Nicotine Dependence: A revision of the Fagerstrom Tolerance Questionnaire. *British Journal of Addiction*, *86*(9), 1119-1127.
- Heatherton, T. F., Kozlowski, L. T., Frecker, R. C., Rickert, W., & Robinson, J. (1989). Measuring the heaviness of smoking: Using self-reported time to the first cigarette of the day and number of cigarettes smoked per day. *British Journal of Addiction*, *84*(7), 791-799.



- Lipari, R. N., Ahrnsbrak, R. D., Pemberton, M. R., & Porter, J. D. (2017, September). *Risk and protective factors and estimates of substance use initiation: Results from the 2016 National Survey on Drug Use and Health*. NSDUH Data Review. Retrieved from <https://www.samhsa.gov/data/>
- Park-Lee, E., Lipari, R. N., Hedden, S. L., Kroutil, L. A., & Porter, J. D. (2017, September). *Receipt of services for substance use and mental health issues among adults: Results from the 2016 National Survey on Drug Use and Health*. NSDUH Data Review. Retrieved from <https://www.samhsa.gov/data/>
- Shiffman, S., Hickcox, M., Gnys, M., Paty, J. A., & Kassel, J. D. (1995, March). *The Nicotine Dependence Syndrome Scale: Development of a new measure*. Poster presented at the annual meeting of the Society for Research on Nicotine and Tobacco, San Diego, CA.
- Shiffman, S., Paty, J. A., Kassel, J. D., Gnys, M., & Zettler-Segal, M. (1994). Smoking behavior and smoking history of tobacco chippers. *Experimental and Clinical Psychopharmacology*, 2, 126-142.
- Shiffman, S., Waters, A. J., & Hickcox, M. (2004, April). The Nicotine Dependence Syndrome Scale: A multi-dimensional measure of nicotine dependence. *Nicotine and Tobacco Research*, 6(2), 327-348.
- Substance Abuse and Mental Health Services Administration. (2017). *Key substance use and mental health indicators in the United States: Results from the 2016 National Survey on Drug Use and Health* (HHS Publication No. SMA 17-5044, NSDUH Series H-52). Rockville, MD: Center for Behavioral Health Statistics and Quality, Substance Abuse and Mental Health Services Administration. Retrieved from <https://www.samhsa.gov/data/>
- Substance Abuse and Mental Health Services Administration. (2019). *Key substance use and mental health indicators in the United States: Results from the 2018 National Survey on Drug Use and Health* (HHS Publication No. PEP19-5068, NSDUH Series H-54). Rockville, MD: Center for Behavioral Health Statistics and Quality, Substance Abuse and Mental Health Services Administration. Retrieved from <https://www.samhsa.gov/data/>
- Substance Abuse and Mental Health Services Administration. (2020). *Key substance use and mental health indicators in the United States: Results from the 2019 National Survey on Drug Use and Health* (HHS Publication No. PEP20-07-01-001, NSDUH Series H-55). Rockville, MD: Center for Behavioral Health Statistics and Quality, Substance Abuse and Mental Health Services Administration. Retrieved from <https://www.samhsa.gov/data/>

## **APPENDIX E**

### **Recoded Mental Health**

The 2019 National Survey on Drug Use and Health (NSDUH) included a "mental health" module that was designed to provide data on various mental health measures for adults aged 18 or older, such as serious psychological distress (SPD), mental illness (i.e., any mental illness [AMI], serious mental illness [SMI], moderate mental illness [MMI], serious or moderate mental illness [SMMI], low [i.e., mild] mental illness [LMI], low or moderate mental illness [AMI excluding SMI; LMMI]), and suicidal ideation and behavior (i.e., thoughts, plans, and attempts).

Estimates of past year and past month SPD, past year mental illness, and past year suicidal ideation and behavior are presented in the 2019 detailed tables (Center for Behavioral Health Statistics and Quality [CBHSQ], 2020b).<sup>1</sup> Starting with the 2015 NSDUH, these measures, except SPD, also are presented in the key substance use and mental health indicators in the United States report (Substance Abuse and Mental Health Services Administration [SAMHSA], 2020).<sup>2</sup>

Past year mental illness estimates for 2008 through 2011 found in tables and reports published prior to the 2012 NSDUH were based on a prediction model for mental illness developed using the 2008 data from the Mental Health Surveillance Study (MHSS) (referred to as the "2008 model"). This model was developed using approximately 750 cases obtained from a clinical follow-up study. Although SAMHSA continued to obtain clinical interviews after 2008, estimates of SMI and AMI from the 2009, 2010, and 2011 NSDUHs were based on the model developed from the 2008 clinical assessment sample. The same model was applied to each year's NSDUH data to provide consistency in SMI and AMI comparisons across the years. Producing a new model each year based on the small annual clinical samples (only 500 interviews in 2009 and 2010) would have resulted in large changes in the model parameters and corresponding prevalence rates due to sampling error, making it impossible to detect real trends in SMI and AMI over time. Furthermore, an evaluation of the 2008 model, using the 2009 NSDUH clinical data, found that the model could not be significantly improved with the additional 500-case 2009 clinical sample. The clinical follow-up study, started in 2008, continued until 2012, leading to a nationally representative sample of approximately 5,000 cases that were used to develop an improved mental illness prediction model (referred to as the "2012 model"). This revised and improved model was used to predict mental illness starting with the 2012 NSDUH.

Unfortunately, the 2012 model could not be applied to the 2007 and earlier NSDUH data because some of the predictors in the 2012 model were not collected before 2008. However, the 2005-2007 NSDUHs did collect some of the necessary predictors, along with other mental health variables that could potentially be good predictors of SMI and AMI. Given the analytic benefits of having comparable indicators of SMI for additional years of NSDUH data, alternative models were developed from the MHSS data in an attempt to be comparable with mental illness data for 2008 and later years (CBHSQ, 2017a). Users should consider the difference in methodology prior to making any decisions on whether and how to use the 2005-2007 measures.

---

<sup>1</sup> Starting with the 2015 NSDUH, the mental health detailed tables were combined with the main detailed tables and are now published as the "detailed tables." Mental health detailed tables were published separately for the 2009-2014 NSDUHs.

<sup>2</sup> This report is considered a first findings report and replaces the national findings and mental health findings reports that were published in 2014 and prior years.

For the 2012-2014 mental health detailed tables (CBHSQ, 2013; 2014c; 2015) and the 2015-2019 detailed tables (CBHSQ, 2016; 2017b; 2018; 2019; 2020b), estimates, including those from 2008 through 2011, were all based on the 2012 revised model. The mental illness estimates in the 2008 detailed tables (Office of Applied Studies, 2009) and the 2009-2011 mental health detailed tables (CBHSQ, 2010a; 2012a; 2012b) were updated using the revised 2012 model. For more information on the MHSS and the mental illness indicators, see the Development of Mental Illness Indicators section below.

This appendix provides details about the use of the psychological distress and functional impairment scales to measure mental illness and the development of the 2008-2019 mental illness indicators based on the aforementioned 2012 model. Additionally, this appendix provides details about the 2008-2011 mental illness indicators based on the 2008 model and the alternative model for the 2005-2007 measures. Information about the availability of the mental illness variables as well as guidance regarding analysis of these variables, including weighting information, is also provided in this appendix. Furthermore, Appendix G, Key Mental Health Variables, provides a table with the variable names for the most commonly used NSDUH mental health measures as well as information regarding comparability across survey years 2002 and later NSDUHs.

## **NSDUH Scales Used To Measure Mental Illness**

### ***Psychological Distress Scale: K6***

The K6 screening instrument for nonspecific psychological distress (Furukawa, Kessler, Slade, & Andrews, 2003; Kessler et al., 2003) included in the computer-assisted interviewing instrument was used to create both past month (SPDMON) and past year (SPDYR) SPD indicators.<sup>3</sup> For both of the time periods, respondents were classified with SPD if a score based on these K6 measures was 13 or greater.

The two six-item K6 scales gather information regarding how frequently a respondent experienced symptoms of psychological distress during the past 30 days and during a month in the past 12 months when he or she felt more depressed, anxious, or emotionally stressed than in the past 30 days, respectively. Only respondents who indicated that there was a worse month than the past 30 days (DSTWORST=1) were asked about the worst month in the past year other than the past 30 days.

The questions comprising the two K6 scales and the screener question for the worst month scale are provided below with their associated edited variable names from the mental health module as well as the response categories for each question:

---

<sup>3</sup> Because of the addition of the 30-day K6 questions in the 2008 NSDUH, past year K6 and SPD variables in 2008 and subsequent years are not comparable with past year K6 and SPD variables from previous years and therefore have been renamed.

**DSTNRV30** During the past 30 days, how often did you feel nervous?

- 1 All of the time
  - 2 Most of the time
  - 3 Some of the time
  - 4 A little of the time
  - 5 None of the time
- DK/REF

*Response categories are the same for the remaining past month K6 questions:*

**DSTHOP30** During the past 30 days, how often did you feel hopeless?

**DSTRST30** During the past 30 days, how often did you feel restless or fidgety?

**DSTCHR30** During the past 30 days, how often did you feel so sad or depressed that nothing could cheer you up?

**DSTEFF30** During the past 30 days, how often did you feel that everything was an effort?

**DSTNGD30** During the past 30 days, how often did you feel down on yourself, no good, or worthless?

**DSTWORST** The last questions asked about how you have been feeling during the past 30 days. Now think about **the past 12 months**. Was there a month in the past 12 months when you felt more depressed, anxious, or emotionally stressed than you felt during the past 30 days?

- 1 Yes
- 2 No

**DSTNRV12** Think of one month in the past 12 months when you were the most depressed, anxious, or emotionally stressed.

During that month, how often did you feel nervous?

- 1 All of the time
  - 2 Most of the time
  - 3 Some of the time
  - 4 A little of the time
  - 5 None of the time
- DK/REF

*Response categories are the same for the remaining worst month K6 questions:*

- DSTHOP12** During that same month when you were at your worst emotionally . . . how often did you feel hopeless?
- DSTRST12** During that same month when you were at your worst emotionally . . . how often did you feel restless or fidgety?
- DSTCHR12** During that same month when you were at your worst emotionally . . . how often did you feel so sad or depressed that nothing could cheer you up?
- DSTEFF12** During that same month when you were at your worst emotionally . . . how often did you feel that everything was an effort?
- DSTNGD12** During that same month when you were at your worst emotionally . . . how often did you feel down on yourself, no good, or worthless?

Each K6 scale item shown above was transformed so that "All of the time" was coded 4, "Most of the time" was coded 3, "Some of the time" was coded 2, "A little of the time" was coded 1, and "None of the time" was coded 0, along with responses matching "Don't know," refusals, bad data, blanks, and legitimate skips.

A past month distress score (K6SCMON) was calculated by summing these transformed values across the six past 30-day variables (DSTNRV30, DSTHOP30, DSTRST30, DSTCHR30, DSTEFF30, and DSTNGD30) to arrive at a value ranging between 0 and 24. Likewise, a worst month in the past year distress score (K6SCYR) was calculated by summing the transformed values across the six worst month in the past year variables (DSTNRV12, DSTHOP12, DSTRST12, DSTCHR12, DSTEFF12, and DSTNGD12) to arrive at a value ranging between 0 and 24. The worst month in the past year distress score (K6SCYR) has values only for adult respondents who indicated that there was a month in the past year that was worse than the past 30 days (DSTWORST=1). A worst total score (K6SCMAX) was then created that takes on the maximum value of the past month distress score (K6SCMON) and the worst month in the past year distress score (K6SCYR) in order to represent the worst distress score during the past year, regardless of whether this contradicts the response to DSTWORST. For all the K6 score and SPD variables, youths aged 12 to 17 were assigned the standard system missing code (.) because the mental health module was not administered to youths.

An alternative worst month in the past year total score variable (WSPDSC2) was created to indicate the worst distress score during the past year. Using the worst month total score (K6SCMAX), the alternative worst month total score (WSPDSC2) is coded 0 when K6SCMAX has a value from 0 to 7, and WSPDSC2 is assigned a value of 1 to 17 when K6SCMAX has a corresponding value of 8 to 24. This variable was not used in the creation of past month and past year SPD variables but was used in both the 2008 and 2012 models to create the mental illness variables discussed later in this document. The decision to create a recoded version of the past month K6 score was based on an analysis of the 2008 MHSS. Specifically, the alternative past year K6 score (WSPDSC2) was used in the models because the SMI prevalence was typically extremely low for respondents with worst month in the past year K6 scores of less than 8, and

the prevalence rates started increasing only once scores were 8 or greater. For more details about how this recoded score was created as well as more details on the original score, see Aldworth et al. (2009).

Using the past month distress score defined above, adults aged 18 or older are classified as having past month SPD (SPDMON=1) if their distress score is 13 or greater (K6SCMON $\geq$ 13), and they are classified as not having past month SPD (SPDMON=0) if their distress score is less than 13 (K6SCMON $<$ 13). This cutoff point was chosen because it has been shown to be highly correlated with SMI (Colpe, Epstein, Barker, & Gfroerer, 2009) and is the standard cutoff point used by other surveys. Likewise, past year SPD (SPDYR) is defined the same way as past month SPD by using the total past year score (K6SCMAX) and the same cutoff value of 13.

The use of the two reference periods to create the total past year score (K6SCMAX) that defines past year SPD (SPDYR) started with the 2008 NSDUH. From 2005 to 2007, respondents were asked only about distress in the month when they were the most depressed, anxious, or emotionally distressed in the past year. Because of this change, past year K6 and SPD estimates from years prior to 2008 were no longer comparable with estimates from 2008 onward. To address this comparability issue, an adjusted version of the worst total K6 score (K6SMXADJ) and past year SPD (SPDYRADJ) variables were created retroactively for survey years 2005 through 2007. These variables were statistically adjusted to make the 2005-2007 K6 and SPD estimates comparable with the 2008 and subsequent K6 and SPD estimates. The 2005-2007 adjusted variables (K6SMXADJ and SPDYRADJ) can be renamed for use in analyses to match the 2008 and subsequent variable names (K6SCMAX and SPDYR) to produce comparable estimates across all years (2005 and subsequent years), as seen in the 2019 detailed tables (CBHSQ, 2020b). More information about how the statistically adjusted K6 and SPD variables were created can be found in the 2005-2007 codebooks and in the report describing these adjustments (Aldworth, Kott, Yu, Mosquin, & Barnett-Walker, 2012).

### ***Functional Impairment Scale: WHODAS***

The World Health Organization Disability Assessment Schedule (WHODAS) is a scale used to measure functional impairment that consists of a series of items that are used for assessing disturbances in social adjustment and behavior (i.e., functional impairment). A reduced set of 13 WHODAS items (Novak, Colpe, Barker, & Gfroerer, 2010; Rehm et al., 1999) are included in the NSDUH. Responses to this impairment scale were used to create eight variables that were transformed and summed to define the WHODAS total score used in the development of both the 2008 and 2012 SMI prediction models. The questions comprising the abbreviated WHODAS are provided below, with their associated edited variable names from the mental health module as well as the response categories for each question:

The next questions are about how much your emotions, nerves, or mental health caused you to have **difficulties in daily activities**.

In answering, think of the **one month** in the past 12 months when your emotions, nerves, or mental health interfered **most** with your daily activities.

- IMPREMEM** During that one month when your emotions, nerves or mental health interfered **most** with your daily activities . . .
- how much difficulty did you have **remembering to do things you needed to do?**
- 1 No difficulty
  - 2 Mild difficulty
  - 3 Moderate difficulty
  - 4 Severe difficulty
- DK/REF
- IMPCONCN** how much difficulty did you have **concentrating on doing something important when other things were going on around you?**
- 1 No difficulty
  - 2 Mild difficulty
  - 3 Moderate difficulty
  - 4 Severe difficulty
- DK/REF
- IMPGOUT** how much difficulty did you have **going out of the house and getting around on your own?**
- 1 No difficulty
  - 2 Mild difficulty
  - 3 Moderate difficulty
  - 4 Severe difficulty
  - 5 You didn't leave the house on your own
- DK/REF
- IMPGOUTM** [IF IMPGOUT = 5] Did problems with your emotions, nerves, or mental health keep you from leaving the house on your own?
- 1 Yes
  - 2 No
- DK/REF
- IMPPEOP** how much difficulty did you have **dealing with people you did not know well?**
- 1 No difficulty
  - 2 Mild difficulty
  - 3 Moderate difficulty
  - 4 Severe difficulty
  - 5 You didn't deal with people you did not know well
- DK/REF



**IMPPEOPM** [IF IMPPEOP = 5] Did problems with your emotions, nerves, or mental health keep you from dealing with people you did not know well?

- 1 Yes
- 2 No
- DK/REF

**IMPSOC** how much difficulty did you have **participating in social activities, like visiting friends or going to parties?**

- 1 No difficulty
- 2 Mild difficulty
- 3 Moderate difficulty
- 4 Severe difficulty
- 5 You didn't participate in social activities
- DK/REF

**IMPSOCM** [IF IMPSOC=5] Did problems with your emotions, nerves, or mental health keep you from participating in social activities?

- 1 Yes
- 2 No
- DK/REF

**IMPHHLD** how much difficulty did you have **taking care of household responsibilities?**

- 1 No difficulty
- 2 Mild difficulty
- 3 Moderate difficulty
- 4 Severe difficulty
- 5 You didn't take care of household responsibilities
- DK/REF

**IMPHHLDM** [IF IMPHHLD=5] Did problems with your emotions, nerves, or mental health keep you from taking care of household responsibilities?

- 1 Yes
- 2 No
- DK/REF

**IMPRES** how much difficulty did you have **taking care of your daily responsibilities at work or school?**

- 1 No difficulty
- 2 Mild difficulty
- 3 Moderate difficulty

- 4 Severe difficulty
- 5 You didn't work or go to school
- DK/REF

**IMPRESPM** [IF IMPRESP=5] Did problems with your emotions, nerves, or mental health keep you from working or going to school?

- 1 Yes
- 2 No
- DK/REF

**IMPWORK** [IF IMPRESP NE 5] During that one month when your emotions, nerves or mental health interfered **most** with your daily activities . . .

how much difficulty did you have **getting your daily work done as quickly as needed?**

- 1 No difficulty
- 2 Mild difficulty
- 3 Moderate difficulty
- 4 Severe difficulty
- DK/REF

An original WHODAS total score (WHODASC2) was created to indicate the level of difficulty in performing daily activities due to problems with emotions, nerves, or mental health. Each of the eight variables created from the WHODAS items shown above was transformed into values of 0 to 3 so that a response of "Severe difficulty" was coded 3, "Moderate difficulty" was coded 2, and "Mild difficulty" was coded 1. Values of "No difficulty" were coded 0, along with nonresponses (i.e., for responses of "No," "Don't know," or "Refused"). Some items had a fifth category to deal with "Not applicable" responses. For example, the question about difficulties regarding taking care of daily responsibilities at work or school (IMPRESP) had a fifth category, "You didn't work or go to school." If this category was selected, then another question was asked as to whether respondents' emotions, nerves, or mental health caused them to be unable to work or go to school (IMPRESPM). A "Yes" response to the follow-up question (IMPRESPM=1) was coded 3 and a "No" response (IMPRESPM=2) was coded 0. One exception to this coding was the last WHODAS recode on how much difficulty the respondents had in getting their daily work done as quickly as needed (IMPWORK). This item was asked of the respondents only if in the previous question they responded that they worked or went to school (IMPRESP=1 to 4). In the case that they responded that they did not work or go to school (IMPRESP=5), their response to the follow-up question referred to above (IMPRESPM) determined the final item score for IMPWORK; otherwise, IMPWORK was recoded similar to the other items.

The transformed scale values were summed across the eight variables created from the WHODAS items (remembering, concentrating, going out of the house on your own, dealing with people you don't know well, participating in social activities, taking care of household responsibilities, taking care of daily work/school responsibilities, and getting your daily work done as quickly as needed) to arrive at a value ranging between 0 and 24. For both the

WHODAS total scores, youths aged 12 to 17 were assigned the standard system missing code (.) because the mental health module was not administered to youths.

An alternative WHODAS total score (WHODASC3) was created to indicate the number of daily activities in which a respondent had moderate or severe difficulty performing or did not perform due to problems with emotions, nerves, or mental health. Each of the eight variables created from WHODAS items shown above was transformed into values of 0 or 1 so that responses indicating "Moderate difficulty" or "Severe difficulty" were coded 1 and responses indicating "Mild difficulty" or "No difficulty" were coded 0. If a fifth category of "Not applicable" was available and selected (see above for an example of a fifth question), then another question was asked as to whether respondents' emotions, nerves, or mental health caused them to be unable to work or go to school. A "Yes" response was coded 1 and a "No" response was coded 0. The transformed scale values were summed across the eight WHODAS activities to arrive at a value ranging between 0 and 8. This alternative WHODAS total score was used in both the 2008 and 2012 models estimating the mental illness variables. The decision to create a recoded version of the WHODAS total score was based on an analysis of the 2008 MHSS. Use of the recoded version of the WHODAS score (WHODASC3) in the models was driven by the realization that a dichotomous measure dividing severely impaired from less severely impaired respondents fit better than a linear continuous measure. For more details about how this alternative score was created as well as more details on the original score, see Aldworth et al. (2009).

### **Development of Mental Illness Indicators**

The MHSS was initiated in 2008 with the primary goal of producing SMI estimates. Because of constraints on the interview time in the NSDUH and the need for trained mental health clinicians, it was not possible to administer a full structured diagnostic clinical interview to assess mental illness on all 45,000 adult respondents; therefore, the approach adopted by SAMHSA was to utilize short scales separately measuring psychological distress and functional impairment as described above that could be used in a statistical model to accurately predict whether a respondent had mental illness. Models that used these short scales to predict mental illness status have been developed using a subsample of NSDUH respondents who had completed the NSDUH interview and were administered a diagnostic interview (First, Spitzer, Gibbon, & Williams, 2002) via a clinical follow-up study.

In the 2008 NSDUH, the first year of the MHSS, approximately 1,500 NSDUH respondents participated in the clinical follow-up. Half of these respondents (approximately 750) were administered the WHODAS (discussed earlier in the text) and the other half were administered the Sheehan Disability Scale (SDS). This MHSS sample was used to develop a prediction model (the "2008 model") that was initially used to produce estimates of mental illness from the main NSDUH samples for the 2008-2011 NSDUHs. The purpose of the 2008 split sample was to determine whether the SDS or WHODAS impairment scale was a better predictor of SMI; therefore, for the 2008 NSDUH, two models were used to predict SMI: one for each impairment scale (WHODAS and SDS). The 2008 models for SMI were chosen so that the estimates from the WHODAS and the SDS samples were approximately equal, and hence

published estimates of SMI were based on both WHODAS and SDS samples.<sup>4</sup> The WHODAS model was determined to be the better predictor of SMI; therefore, starting with the 2009 NSDUH, only the WHODAS impairment scale was administered in the NSDUH and used for estimating all levels of mental illness (SMI, AMI, LMI, MMI, and SMMI). For further details, see Appendix B, Section B.4.3, in the 2009 mental health findings report (CBHSQ, 2010b).

In 2010, SAMHSA began preliminary investigations to assess whether improvements to the model were warranted using the MHSS clinical data collected since 2008. The 2011 and 2012 MHSS clinical samples were augmented to include 1,500 respondents per year, leading to a combined sample of approximately 5,000 clinical interviews for the MHSS from 2008 to 2012. It was recognized that altering the model for generating estimates would complicate the measurement of changes in SMI and other mental illness estimates across years. For example, if one model was used to produce estimates for the 2008-2011 NSDUH data and a different model was used for the 2012 NSDUH, then it would not be straightforward to determine whether changes in the prevalence of SMI could be attributed to a real underlying change in the population or to changes in the model. Similarly, if the 2012 NSDUH prevalence estimates were based on a new model and not significantly different from NSDUH estimates since 2008, it still could not be concluded that changing the model did not affect estimates. Rather, changes to the model used for the 2012 NSDUH could obscure actual changes in the population and lead to the erroneous conclusion of no changes in prevalence.

Despite these concerns, SAMHSA determined that the 2008 model had some important shortcomings that had not been detected in the original model fitting because of the small number of respondents in the 2008 MHSS. Specifically, the 2008 model substantially overestimated SMI and AMI among young adults relative to the clinical interview data. In addition, improvements were needed to the weighting procedures for the MHSS sample data to better account for nonresponse and undercoverage (i.e., because people with mental illness appeared to be more likely to participate in the follow-up and because only NSDUH respondents who answered their surveys in English were eligible for the clinical follow-up). Therefore, SAMHSA decided to revise the model using the combined 2008-2012 clinical data (the "2012 model"). Consistent with the 2008 model, for the clinical interview respondents who had been administered the SDS in the 2008 NSDUH, an alternative 2012 SMI model was fit using the complete 2008-2012 MHSS dataset (i.e., including both the WHODAS and SDS half samples in 2008). See CBHSQ (2014b) for more details on the 2008-2012 MHSS operations and data collections.

To reduce bias and improve prediction, a recoded age variable and additional mental health-related variables (i.e., serious thoughts of suicide in the past year and having a past year MDE) were added in the 2012 model. The addition of these mental health predictors in the model, however, impacts the types of analyses that can be performed with the mental illness variables derived from the model. See the Using Mental Illness Variables in Analysis section for more details. To eliminate coverage and nonresponse error, alternatives for the weights were applied to the clinical sample data for the model development. To provide consistent data for trend assessment, the mental illness estimates in the 2008 detailed tables (Office of Applied

---

<sup>4</sup> For 2008, estimates of AMI, SMMI, LMI, and MMI were based only on the WHODAS half sample because notable differences were observed between the WHODAS and the SDS samples.

Studies, 2009) and the 2009-2011 mental health detailed tables (CBHSQ, 2010a; 2012a; 2012b) were recomputed using the new 2012 model. For more detailed information on the 2008 MHSS design and analysis, see Colpe et al. (2009), Colpe et al. (2010), and Aldworth et al. (2009). The remainder of this section summarizes the models and the methods that were used to compute estimates of mental illness from the main NSDUH sample.

### SMI Prediction Model

Both the 2008 and 2012 models are prediction models for mental illness. Each prediction model is a weighted logistic regression. The response variable  $Y$  was defined so that  $Y = 1$  when an SMI diagnosis was positive based on the clinical interview; otherwise,  $Y = 0$ . If  $\mathbf{x}$  is a vector of realized explanatory variables, then the response probability  $\pi = \Pr(Y = 1 | \mathbf{x})$  can be estimated using a weighted logistic regression model. Details about both the 2008 and 2012 prediction models for SMI are included below. For further technical details on the 2012 prediction models as well as the impact of the revised model on the 2008-2011 estimates, see the 2012 MHSS design and estimation report (CBHSQ, 2014a).

#### 2008 Model

The 2008 model was fit with 761 respondents from the 2008 MHSS, two of whom were subsequently identified as having data errors. The final WHODAS calibration model for the 2008 prediction model for SMI was determined as

$$\text{logit}(\hat{\pi}) = \log\left[\frac{\hat{\pi}}{1 - \hat{\pi}}\right] = -4.74999920 + 0.20977232X_k + 0.38388395X_w,$$

where  $\hat{\pi}$  refers to an estimate of the SMI response probability  $\pi$ ,  $X_k$  represents WSPDSC2, and  $X_w$  represents WHODASC3.

Table 1 displays the WHODAS model specifications for the 2008 SMI prediction model.

**Table 1. Final 2008 WHODAS SMI Prediction Model**

Final 2011 Model: WSPDSC2 + WHODASC3						
Term	Beta	Beta SE	T-statistic	P-value	DF	Wald P-value
Intercept	-4.7500	0.3522	-13.4854	0.0000		
WSPDSC2	0.2098	0.0765	2.7439	0.0072	1	0.0072
WHODASC3	0.3839	0.1208	3.1768	0.0020	1	0.0020

DF = degrees of freedom, SE = standard error, SMI = serious mental illness, WHODAS = abbreviated eight-item World Health Organization Disability Assessment Schedule.

The formula for the predicted probability of SMI (SMIPP) using the model parameter estimates in Table 1 (but expressed with more decimal points) is as follows:

$$\text{SMIPP} = 1 / (1 + \exp[-(-4.74999920 + 0.20977232 * \text{WSPDSC2} + 0.38388395 * \text{WHODASC3})]).$$

In the 2008 SMI prediction model, the respondent is classified as having past year SMI if SMIPP is greater than or equal to 0.269719459516744 (SMI cutoff point).

**2012 Model**

The 2012 SMI prediction model was fit with data from 4,912 WHODAS MHSS respondents from 2008 through 2012, excluding the one case from 2008 and the one case from 2009 that were dropped because of data errors. The final WHODAS calibration model for the 2012 prediction model for SMI was determined as

$$\text{logit}(\hat{\pi}) = \log[\hat{\pi} / (1 - \hat{\pi})] = -5.972664 + 0.0873416X_k + 0.3385193X_w + 1.9552664X_s + 1.1267330X_m + 0.1059137X_a$$

In addition to  $X_k$  and  $X_w$ , this model includes the following from the main NSDUH interview data:

- $X_s$  = *Serious Thoughts of Suicide in the Past Year (MHSUTK\_U)*: Coded as 1 if "Yes"; coded as 0 otherwise.
- $X_m$  = *Past Year MDE (AMDEY2\_U for WHODAS: AJAMDE\_U for SDS)*: Coded as 1 if the criteria for past year MDE (major depressive episode) were met;<sup>5</sup> coded as 0 otherwise.
- $X_a$  = *Recoded Age (AGE1830<sup>6</sup>)*: Coded as age minus 18 if aged 18 to 30; coded as 12 otherwise.

Table 2 displays the WHODAS model specifications for the 2012 SMI prediction model.

**Table 2. Final 2012 WHODAS SMI Prediction Model**

<b>Final 2012 Model: WSPDSC2 + WHODASC3 + MHSUTK_U + AMDEY2_U + AGE1830</b>						
<b>Term</b>	<b>Beta</b>	<b>Beta SE</b>	<b>T-statistic</b>	<b>P-value</b>	<b>DF</b>	<b>Wald P-value</b>
Intercept	-5.9727	0.3201	-18.6586	0.0000		
WSPDSC2	0.0873	0.0248	3.5247	0.0009	1	0.0009
WHODASC3	0.3385	0.0349	9.7034	0.0000	1	0.0000
MHSUTK_U	1.9553	0.2164	9.0342	0.0000	1	0.0000
AMDEY2_U	1.1267	0.2196	5.1308	0.0000	1	0.0000
AGE1830	0.1059	0.0244	4.3380	0.0001	1	0.0001

DF = degrees of freedom, SE = standard error, SMI = serious mental illness, WHODAS = abbreviated eight-item World Health Organization Disability Assessment Schedule.

The formula for the predicted probability of SMI (SMIPP\_U) using the model parameter estimates in Table 2 (but expressed with more decimal points) is as follows:

$$\text{SMIPP}_U = 1 / (1 + \exp[-(-5.972664 + 0.0873416 * \text{WSPDSC2} + 0.3385193 * \text{WHODASC3} + 1.9552664 * \text{MHSUTK}_U + 1.1267330 * \text{AMDEY2}_U + 0.1059137 * \text{AGE1830})])$$

<sup>5</sup> In this situation, the past year MDE measure is from the main NSDUH interview (i.e., not from the Structured Clinical Interview for DSM-IV). See Section 3.4.8 of Chapter 3 from the 2019 NSDUH methodological summary and definitions (CBHSQ, 2020a).

<sup>6</sup> The recoded age variable (AGE1830) is not included in the public use file.

In the 2012 SMI WHODAS prediction model, the respondent is classified as having past year SMI if SMIPP\_U is greater than or equal to 0.260573529 (SMI cutoff point).

**Modified 2012 Model for the 2008 SDS Half Sample**

As described in the Development of Mental Illness Indicators section above, the 2008 NSDUH data included a split sample. Similar to the 2008 model, the revised 2012 model also has an alternative model for the SDS data that was fit with data from the *complete* 2008-2012 MHSS clinical sample that contains 5,653 MHSS respondents, excluding four cases from 2008 (one from the WHODAS half sample and three from the SDS half sample) and one case from 2009 that were dropped because of data errors.

The modified 2012 SMI prediction model for the SDS half sample was determined as

$$\text{logit}(\hat{\pi}) = \log[\hat{\pi} / (1 - \hat{\pi})] = -5.7736246 + 0.1772067X_k + 1.8392433X_s + 1.6428623X_m + 0.1231266X_a$$

Table 3 displays the SDS half sample model specifications for the 2012 SMI prediction model.

**Table 3. Final 2012 SDS Half Sample SMI Prediction Model**

<b>Final 2012 Model: WSPDSC2 + MHSUTK_U + AJAMDE_U + AGE1830</b>						
<b>Term</b>	<b>Beta</b>	<b>Beta SE</b>	<b>T-statistic</b>	<b>P-value</b>	<b>DF</b>	<b>Wald P-value</b>
Intercept	-5.7736	0.3479	-16.5960	0.0000		
WSPDSC2	0.1772	0.0190	9.3251	0.0000	1	0.0000
MHSUTK_U	1.8392	0.1941	9.4781	0.0000	1	0.0000
AJAMDE_U	1.6429	0.2119	7.7528	0.0000	1	0.0000
AGE1830	0.1231	0.0259	4.7482	0.0000	1	0.0000

DF = degrees of freedom, SDS = Sheehan Disability Scale, SE = standard error, SMI = serious mental illness.

Although the model was fit across all years and the cutoff points were determined based on all years, these cutoff points were used only for the main survey respondents in the 2008 Sample B to predict SMI, AMI, and SMMI positives. The formula for the predicted probability of SMI (SMIPP\_U) using the model parameter estimates in Table 3 (but expressed with more decimal points) is as follows:

$$\text{SMIPP}_U = 1 / (1 + \exp[-(-5.7736246 + 0.1772067 * \text{WSPDSC2} + 1.8392433 * \text{MHSUTK}_U + 1.6428623 * \text{AJAMDE}_U + 0.1231266 * \text{AGE1830})])$$

In the 2012 SMI SDS half sample prediction model, the respondent is classified as having past year SMI if SMIPP\_U is greater than or equal to 0.236434 (SMI cutoff point).

**Alternative Model for 2005 to 2007**

As described above, estimates of SMI and AMI have been produced each year since 2008 using models developed with 2008-2012 clinical interview data, along with data from the main survey mental health module that has remained in NSDUH. Initially, these models could not be applied to the 2007 and earlier NSDUH data because some of the predictors in the 2008-2012

models were not collected before 2008. However, alternative models were developed from the MHSS data in an attempt to be comparable with the 2008 and later estimates (CBHSQ, 2017a).

Because the aim was to provide alternative measures of SMI and AMI that matched those derived from the 2012 model (SMI<sub>YR\_U</sub>/AMI<sub>YR\_U</sub>), the 2012 model-based past year mental illness (SMI<sub>YR\_U</sub>/AMI<sub>YR\_U</sub>) variable(s) was designated as the *response variable(s)* in the alternative models. Therefore, the entire adult NSDUH data from 2008A<sup>7</sup> to 2012 was available for the development of these models. Candidate *predictor variables* were created from information contained in common in all NSDUHs from 2005 to 2012. A set of suitable predictor variables meeting this requirement was identified, and subsets of these variables were selected to formulate alternative final SMI and AMI prediction models. The final models were selected based on how well the associated cutoff point estimators performed in terms of the total error rate in the receiver operating characteristic analysis and in terms of bias at the overall and domain (i.e., subpopulation) levels.

Unfortunately, even the final selected alternative AMI prediction model exhibited a fairly high total error rate and levels of bias statistically, significantly different from zero at the .05 level for a large number of domains. Therefore, a decision was made not to proceed with creating measures of AMI for 2005 to 2007 based on the final alternative AMI prediction model.

However, the final selected alternative SMI prediction model exhibited a very low level of bias and a low total error rate overall. In addition, very few domains exhibited levels of bias significant at the .05 level. Therefore, a decision was made to proceed with creating measures of SMI for 2005 to 2007 based on the final alternative SMI prediction model.

The following variable SMIPP\_A represents the predicted probability that a respondent has SMI based on the final alternative SMI prediction (logistic regression) model for 2005 to 2007:

$$\begin{aligned} \text{SMIPP\_A} = & 1 / (1 + \exp [ -(-8.481558862 + 0.344567199 * \text{WSPDSC2\_A} \\ & + 2.131295774 * \text{AMDEYR\_A} + 0.172135081 * \text{AGE1830} \\ & + 0.507779212 * \text{ADSDSSC3\_A} + 1.694191582 * \text{ADWRSTHK\_A} \\ & + 0.772597986 * \text{DEPRSYR\_A})]). \end{aligned}$$

In the 2005-2007 alternative prediction model, the respondent is classified as having past year SMI if SMIPP\_A is greater than or equal to 0.372556455 (SMI cutoff point). Users should consider the differences in methodology prior to making any decisions on whether and how to use the 2005-2007 SMI measures.

---

<sup>7</sup> The 2008A NSDUH refers to Sample A of the 2008 NSDUH (i.e., the half sample assigned to the WHODAS questions in 2008).



## Variables Available on the Data File

All of the variables defined above for the K6, SPD, and WHODAS are included on the 2019 data file. For the K6 and SPD, this includes the distress scores (K6SCMON and K6SCYR), both versions of the worst month K6 total score (WSPDSC2 and K6SCMAX), and past month and past year SPD (SPDMON and SPDYR). For the worst month K6 total score, the original version (K6SCMAX) is used in the creation of the SPD variables, and the alternative version (WSPDSC2) is used in the creation of the mental illness variables for both the 2008 and 2012 prediction models.

From the WHODAS, both versions of the WHODAS total score (WHODASC2 and WHODASC3) are included on the 2019 data file. While the original WHODAS total score (WHODASC2) was not used in either the 2008 or 2012 prediction model for the final creation of the mental illness variables, it is included in the dataset.

None of the predictor variables used in the 2005-2007 alternative model are included on the data file. Though some are similar in topic, these predictor variables are defined differently than predictor variables used in the 2008 or 2012 models. The alternative model variables end with "\_A" to indicate these variables were generated using the 2005-2007 alternative model rather than the 2012 model. The variables SMIPP\_A and SMIYR\_A are considered comparable with the variables SMIPP\_U and SMIYR\_U, respectively, for 2008 and later NSDUHs. However, users should consider the differences in methodology before making any decisions on whether and how to use the 2005-2007 SMI variables.

Measures of mental illness were renamed due to the use of the 2012 model to define SMI. Measures of mental illness based on the 2012 prediction model are included on the 2019 data file.<sup>8</sup> The variable names for these measures based on the 2012 model end with "\_U" to indicate these variables are not comparable with similarly named variables (based on the "2008 model") in previous years. Table 4 displays a crosswalk between the 2008 model and revised 2012 model mental illness variable names.<sup>9</sup> Due to the questionnaire redesign for the 2015 NSDUH, substance use disorder (SUD) was no longer comparable. Starting with the 2015 NSDUH, the co-occurring mental illness and SUD variables were renamed to reflect the break in comparability and no longer end with "\_U." The mental illness variables based on the 2008 prediction model are no longer available on the data files for any of the survey years. While the specific mental illness measures based on the 2008 model are no longer available, the predicted probability of the SMI variable, SMIPP, remains available on the 2008-2011 files.<sup>10</sup> For more information on how to use SMIPP from the 2008 model to create the mental illness measures and additional information on how to use the 2008 model measures, see Appendix B, Section B.4.3,

---

<sup>8</sup> These variables are included on the 2012 data file, and data files from 2008 to 2011 were updated with the 2012 model-based mental illness variables.

<sup>9</sup> A variable defined as low or moderate mental illness (LMMIYRU) based on the 2012 model was added during the 2014 NSDUH. LMMI was not added to this table because there is not a 2008 model equivalent variable.

<sup>10</sup> SMI variables for the 2005-2007 NSDUHs based on an alternative model are available and the variables end with an "\_A" to indicate the use of an alternative model. See the report describing the alternative model for more details (CBHSQ, 2017a).

in the 2009 mental health findings report (CBHSQ, 2010b). However, mental illness variables based on the 2008 model are no longer recommended for use in analysis.

**Table 4. Mental Illness Variable Names, 2008 Model and Revised 2012 Model**

2008 Model Variable Name	2012 Model Variable Name	2012 Model Labels
SMIYR	SMIYR_U	RC-SMI IND (1/0) BASED ON REVISED PREDICTED SMI PROB
SMIPP	SMIPP_U	RC-PREDICTED SERIOUS MENTAL ILLNESS PROB REVISED
SMMIYR	SMMIYR_U	RC-SMMI IND (1/0) BASED ON REVISED PREDICTED SMI PROB
AMIYR	AMIYR_U	RC-AMI IND (1/0) BASED ON REVISED PREDICTED SMI PROB
MMIYR	MMIYR_U	RC-MODERATE MI IND (1/0) BASED ON REVISED PRED SMI PROB
LMIYR	LMIYR_U	RC-MILD MI IND (1/0) BASED ON REVISED PREDICTED SMI PROB
MI_CAT	MI_CAT_U	RC-CATEGORICAL MI INDICATOR REVISED
AMIADPA2	AMISUDPY <sup>1</sup>	RC-AMI AND DRUG/ALCOHOL DEP OR ABUSE - PAST YEAR
SMIADPA2	SMISUDPY <sup>1</sup>	RC-SMI AND DRUG/ALCOHOL DEP OR ABUSE - PAST YEAR

<sup>1</sup> These variables were renamed starting with the 2015 NSDUH and are not comparable to prior year's variables due to the questionnaire redesign. From 2009-2014, these variables were called AMIDA2\_U and SMIDA2\_U, respectively.

For all the mental illness measures defined below, youths aged 12 to 17 were classified as system missing (.) because the mental health module was not administered to youths. The predicted probability of SMI, SMIPP\_U, based on the 2012 prediction model is included on the 2008-2019 data files and ranges in value from 0.0025409721 to 0.9291205406. Cutoff points along the range of SMIPP\_U were used to determine the levels of mental illness for each respondent:

2008 Sample A (WHODAS) and 2009 to 2019

- SMI:<sup>11</sup> If SMIPP\_U is greater than or equal to 0.260573529, then the respondent is classified as having past year SMI (SMIYR\_U=1).
- SMMI: If SMIPP\_U is greater than or equal to 0.077686285365, then the respondent is classified as having past year SMMI (SMMIYR\_U=1).
- AMI: If SMIPP\_U is greater than or equal to 0.0192519810, then the respondent is classified as having past year AMI (AMIYR\_U=1).
- No Mental Illness: If SMIPP\_U is less than 0.0192519810, then the respondent is classified as not having past year mental illness (AMIYR\_U=0).

<sup>11</sup> SMI variables in 2008 and subsequent years are not comparable with similarly named SMI variables from 2002 to 2003.

## 2008 Sample B (SDS)

- SMI: If SMIPP\_U is greater than or equal to 0.236434, then the respondent is classified as having past year SMI (SMIYR\_U=1).
- SMMI: If SMIPP\_U is greater than or equal to 0.06616398, then the respondent is classified as having past year SMMI (SMMIYR\_U=1).
- AMI: If SMIPP\_U is greater than or equal to 0.019182625, then the respondent is classified as having past year AMI (AMIYR\_U=1).
- No Mental Illness: If SMIPP\_U is less than 0.019182625, then the respondent is classified as not having past year mental illness (AMIYR\_U=0).

The categories of MMI and LMI were created by subtraction using a combination of the three defined levels of mental illness shown above. Respondents were classified as having past year MMI (MMIYR\_U=1) if they were positive for SMMI (SMMIYR\_U=1) but negative for SMI (SMIYR\_U=0). Respondents were classified as having past year LMI (LMIYR\_U=1) if they were positive for AMI (AMIYR\_U=1) but negative for SMMI (SMMIYR\_U=0). MMI and LMI are no longer shown in the detailed tables starting with the 2016 NSDUH. During the 2014 NSDUH, a new level of mental illness was created called low or moderate mental illness [LMMI]. Respondents were classified as having past year LMMI (LMMIYRU=1) if they were positive for LMI (LMIYR\_U=1) or MMI (MMIYR\_U=1). LMMI was first created for the 2014 NSDUH and is available for all years 2008 through 2019. LMMI was used in the 2019 detailed tables (CBHSQ, 2020b) showing estimates described as AMI excluding SMI. See the key substance use and mental health indicators in the United States report (SAMHSA, 2020).

The categories of SMI, LMI, and MMI were combined to create an overall mental illness indicator (MI\_CAT\_U), which is defined so that a respondent with LMI is coded 1, a respondent with MMI is coded 2, and a respondent with SMI is coded 3. Respondents with no past year mental illness are coded 0.

See Appendix G for a table listing key 2002-2019 NSDUH mental health measures, variable names, and information concerning comparability across survey years.

### Using Mental Illness Variables in Analysis

For the 2008 NSDUH, while SMI data for both half samples (SDS and WHODAS) could be analyzed together when using the 2008 model, the AMI, SMMI, LMI, and MMI data from the two half samples could not be combined for analysis. Under the 2012 model, both the 2008 half samples can be combined for the analysis of SMI as well as the other levels of mental illness because the 2012 models were generated such that the estimates would be comparable.

The predicted mental illness variables (e.g., SMIYR\_U, AMIYR\_U) that were derived from the 2012 model were examined to determine how they were associated with the mental health predictor variables in the 2012 model. It was found that the 2012 model significantly overestimated the proportion of adults aged 18 or older with SMI (and those with AMI) who had suicidal thoughts in the past year and also the proportion of adults who had MDE in the past year. Therefore, it is recommended that the mental illness variables derived from the 2012 model should not be used when analyzing past year suicidal thoughts, past year MDE, or other

associated variables (including past year suicide attempts, suicide plans, medical treatment for suicide attempts, or lifetime MDE). Similarly, it is recommended that model-based mental illness variables should not be used in conjunction with the K6 variables (including SPD) or WHODAS variables in any analyses. This recommendation also applies to the 2005-2007 model-based measures. See the 2012 MHSS design and estimation report for more details (CBHSQ, 2014a).

### **Standard Errors (SEs) for Mental Illness Measures**

SEs for SMI estimates (and, likewise, estimates for AMI, SMMI, MMI, LMI, and LMMI) were computed using the NSDUH predicted values as if they were actual values. This ignores the added error resulting from fitting the 2012 SMI model, which can be very large (CBHSQ, 2014a). These SEs, however, are more reasonable to use when making comparisons across years and across subpopulations within years because the errors due to model fitting are roughly the same across the estimates being compared. However, caution is advised when these mental illness measures are used as explanatory variables within a regression analysis because the resulting estimated regression coefficients often will be biased toward zero (Carroll, Ruppert, Stefanski, & Crainiceanu, 2006). Stated another way, values of the regression coefficients for these mental illness variables are likely to be attenuated. Consequently, situations in which AMI or specific levels of mental illness (e.g., SMI) are true predictors of a dependent variable of interest in the population may not be significant predictors in regression models that use these variables. If a statistically significant association is identified between these mental illness variables and the dependent variable, however, one can be more confident that this truly is a significant association.

### **Weights**

#### ***Mental Illness Measures***

Mental illness measures (i.e., SMI, AMI, SMMI, MMI, LMI, and LMMI) that are defined based on the 2012 model should be analyzed using the standard analysis weight, ANALWT\_C, for all survey years 2008 through 2019. With the revised 2012 model, both the WHODAS and SDS 2008 half samples can be combined to form single estimates and use ANALWT\_C.

This differs from the initial recommendation for analyzing other measures of mental illness besides SMI based on the 2008 model. Due to the 2008 split sample, an adjusted mental health sample weight, MHSWT\_C, was created so that the WHODAS and SDS half samples were separately representative of the civilian, noninstitutionalized population aged 18 or older. However, this weight should not be used to analyze 2008 mental illness data based on the 2012 model.

Analyses using SMI across all years 2005 and later would also be analyzed using the standard analysis weight, ANALWT\_C, for all survey years. Users should consider the differences in methodology prior to making any decisions on whether or how to use this data across all years.

### ***2005-2019: K6 and SPD Measures***

Analyses of past year K6 and SPD can be measured with the adjusted past year K6 and SPD variables from 2005 through 2007 and the past year SPD variables from 2008 through 2019 using ANALWT\_C.

### ***Combining 2008-2019 Data***

When combining data from any of the years between 2008 and 2019 to generate an annual average over a time period greater than 1 year for any of the mental health measures described in this appendix (i.e., K6, SPD, mental illness measures), a new weight should be created that divides the standard weight (ANALWT\_C) by the number of years of data that are combined to correctly estimate weighted population totals. For example, to combine 2008-2019 data, divide ANALWT\_C by 12.

## References

- Aldworth, J., Barnett-Walker, K., Chromy, J., Karg, R., Morton, K., Novak, S., & Spagnola, K. (2009). Measuring serious mental illness with the NSDUH: Results of 2008 12-month analysis. In *2008 National Survey on Drug Use and Health: Methodological resource book* (Section 16, prepared for the Substance Abuse and Mental Health Services Administration, Contract No. 283-2004-00022, Mental Health Surveillance Study Deliverable 5, RTI/0209009.423.006.008). Retrieved from <https://www.samhsa.gov/data/>
- Aldworth, J., Kott, P., Yu, F., Mosquin, P., & Barnett-Walker, K. (2012). Analysis of effects of 2008 NSDUH questionnaire changes: Methods to adjust adult MDE and SPD estimates and to estimate SMI in the 2005-2009 surveys. In *2010 National Survey on Drug Use and Health: Methodological resource book* (Section 16b, prepared for the Substance Abuse and Mental Health Services Administration, Contract No. HHSS283200800004C, RTI/0211838.108.006.024). Retrieved from <https://www.samhsa.gov/data/>
- Carroll, R. J., Ruppert, D., Stefanski, L. A., & Crainiceanu, C. M. (2006). *Measurement error in nonlinear models: A modern perspective, 2<sup>nd</sup> ed.* Chaoman & Hall/CRC: Boca Raton, FL.
- Center for Behavioral Health Statistics and Quality. (2010a). *Results from the 2009 National Survey on Drug Use and Health: Mental health detailed tables*. Retrieved from <https://www.samhsa.gov/data/>
- Center for Behavioral Health Statistics and Quality. (2010b). *Results from the 2009 National Survey on Drug Use and Health: Mental health findings* (HHS Publication No. SMA 10-4609, NSDUH Series H-39). Rockville, MD: Substance Abuse and Mental Health Services Administration. Retrieved from <https://www.samhsa.gov/data/>
- Center for Behavioral Health Statistics and Quality. (2012a). *Results from the 2010 National Survey on Drug Use and Health: Mental health detailed tables*. Retrieved from <https://www.samhsa.gov/data/>
- Center for Behavioral Health Statistics and Quality. (2012b). *Results from the 2011 National Survey on Drug Use and Health: Mental health detailed tables*. Retrieved from <https://www.samhsa.gov/data/>
- Center for Behavioral Health Statistics and Quality. (2013). *Results from the 2012 National Survey on Drug Use and Health: Mental health detailed tables*. Retrieved from <https://www.samhsa.gov/data/>
- Center for Behavioral Health Statistics and Quality. (2014a). *2012 National Survey on Drug Use and Health: Methodological resource book (Section 16a, 2012 Mental Health Surveillance Study: Design and estimation report)*. Retrieved from <https://www.samhsa.gov/data/>
- Center for Behavioral Health Statistics and Quality. (2014b). *2012 National Survey on Drug Use and Health: Methodological resource book (Section 16a, Mental Health Surveillance Study operations report [2008-2012])*. Retrieved from <https://www.samhsa.gov/data/>

- Center for Behavioral Health Statistics and Quality. (2014c). *Results from the 2013 National Survey on Drug Use and Health: Mental health detailed tables*. Retrieved from <https://www.samhsa.gov/data/>
- Center for Behavioral Health Statistics and Quality. (2015). *Results from the 2014 National Survey on Drug Use and Health: Mental health detailed tables*. Retrieved from <https://www.samhsa.gov/data/>
- Center for Behavioral Health Statistics and Quality. (2016). *Results from the 2015 National Survey on Drug Use and Health: Detailed tables*. Retrieved from <https://www.samhsa.gov/data/>
- Center for Behavioral Health Statistics and Quality. (2017a). *National Survey on Drug Use and Health: Statistical Models to Predict Mental Illness from 2005 to 2007*. Retrieved from <https://www.samhsa.gov/data/>
- Center for Behavioral Health Statistics and Quality. (2017b). *Results from the 2016 National Survey on Drug Use and Health: Detailed tables*. Retrieved from <https://www.samhsa.gov/data/>
- Center for Behavioral Health Statistics and Quality. (2018). *Results from the 2017 National Survey on Drug Use and Health: Detailed tables*. Retrieved from <https://www.samhsa.gov/data/>
- Center for Behavioral Health Statistics and Quality. (2019). *Results from the 2018 National Survey on Drug Use and Health: Detailed tables*. Retrieved from <https://www.samhsa.gov/data/>
- Center for Behavioral Health Statistics and Quality. (2020a). *2019 National Survey on Drug Use and Health: Methodological summary and definitions*. Retrieved from <https://www.samhsa.gov/data/>
- Center for Behavioral Health Statistics and Quality. (2020b). *Results from the 2019 National Survey on Drug Use and Health: Detailed tables*. Retrieved from <https://www.samhsa.gov/data/>
- Colpe, L. J., Barker, P. R., Karg, R. S., Batts, K. R., Morton, K. B., Gfroerer, J. C., Stolzenberg, S. J., Cunningham, D. B., First, M. B., & Aldworth, J. (2010). The National Survey on Drug Use and Health Mental Health Surveillance Study: Calibration study design and field procedures. *International Journal of Methods in Psychiatric Research*, 19 (Suppl. 1), 36-48.
- Colpe, L. J., Epstein, J. F., Barker, P. R., & Gfroerer, J. C. (2009). Screening for serious mental illness in the National Survey on Drug Use and Health (NSDUH). *Annals of Epidemiology*, 19(3), 210-211.

- First, M. B., Spitzer, R. L., Gibbon, M., & Williams, J. B. W. (2002). *Structured Clinical Interview for DSM-IV-TR Axis I Disorders, Research Version, Non-patient Edition (SCID-I/NP)*. New York, NY: New York State Psychiatric Institute, Biometrics Research.
- Furukawa, T. A., Kessler, R. C., Slade, T., & Andrews, G. (2003). The performance of the K6 and K10 screening scales for psychological distress in the Australian National Survey of Mental Health and Well-Being. *Psychological Medicine, 33*(2), 357-362.
- Kessler, R. C., Barker, P. R., Colpe, L. J., Epstein, J. F., Gfroerer, J. C., Hiripi, E., Howes, M. J., Normand, S. L., Manderscheid, R. W., Walters, E. E., & Zaslavsky, A. M. (2003). Screening for serious mental illness in the general population. *Archives of General Psychiatry, 60*(2), 184-189.
- Novak, S. P., Colpe, L. J., Barker, P. R., & Gfroerer, J. C. (2010). Development of a brief mental health impairment scale using a nationally representative sample in the USA. *International Journal of Methods in Psychiatric Research, 19*(Suppl. 1), 49-60.
- Office of Applied Studies. (2009). *Results from the 2008 National Survey on Drug Use and Health: Detailed tables*. Retrieved from <https://www.samhsa.gov/data/>
- Rehm, J., Üstün, T. B., Saxena, S., Nelson, C. B., Chatterji, S., Ivis, F., & Adlaf, E. (1999). On the development and psychometric testing of the WHO screening instrument to assess disablement in the general population. *International Journal of Methods in Psychiatric Research, 8*(2), 110-123.
- Substance Abuse and Mental Health Services Administration. (2020). *Key substance use and mental health indicators in the United States: Results from the 2019 National Survey on Drug Use and Health* (HHS Publication No. PEP20-07-01-001, NSDUH Series H-55). Rockville, MD: Center for Behavioral Health Statistics and Quality, Substance Abuse and Mental Health Services Administration. Retrieved from <https://www.samhsa.gov/data/>



## **APPENDIX F**

### **Recoded Depression Variable Documentation**

The 2019 National Survey on Drug Use and Health (NSDUH) computer-assisted interviewing (CAI) instrumentation included two modules, the adult depression module and the youth depression module, which were designed to measure whether or not respondents had experienced a major depressive episode (MDE) in their lifetime and past year. Additional questions to assess impairment levels caused by MDE and treatment received for depression were included at the end of each MDE module.

This appendix provides details about the questions designed to assess MDE, comparability issues across survey years, development of adjusted lifetime and past year MDE variables, variable naming conventions, and analysis and weighting information. Variable specifications for lifetime and past year MDE as well as MDE with severe impairment are also provided. A flowchart (see Figure 1) is included to provide details regarding the routing logic leading up to the MDE questions specifying which respondents were asked the MDE questions and were classified as having MDE. Appendix G, Key Mental Health Variables, provides a table with the variable names for the most commonly used NSDUH mental health measures (including MDE) as well as information regarding comparability across survey years 2002 through 2019.

The NSDUH CAI questions designed to assess MDE symptoms were based on the criteria in the *Diagnostic and Statistical Manual of Mental Disorders (DSM-5)*, 5<sup>th</sup> edition (American Psychiatric Association, 2013). More specifically, MDE questions for adults were adapted from the depression section of the National Comorbidity Survey-Replication (NCS-R; Harvard School of Medicine, 2005), and those for youths were adapted from the depression section of the National Comorbidity Survey-Adolescent (NCS-A; Harvard School of Medicine, 2005). To make the modules developmentally appropriate for youths, there are minor wording differences in a few questions between the adult and youth modules. A person was classified as having had a lifetime MDE if he or she had five or more of nine symptoms for MDE in the same 2-week period in his or her lifetime, in which at least one of the symptoms was a depressed mood or loss of interest or pleasure in daily activities. A person was classified as having MDE in the past year if he or she had a lifetime MDE and a period of time in the past 12 months when he or she felt depressed or lost interest or pleasure in daily activities for 2 weeks or longer, while also having some of the other symptoms for lifetime MDE.

When the depression modules were first introduced in 2004, all youth respondents, but only half of adult respondents, received the questions because of a split-sample design. Further details on the 2004 split sample are provided in Appendix A of the 2004 national findings report (Office of Applied Studies [OAS], 2005b). Starting with the 2005 NSDUH, all youth and adult respondents received the questions in their respective depression modules. In the 2008 NSDUH, the adult mental health module was updated. This module precedes the adult depression module in the questionnaire which remained unchanged. In this revised 2008 mental health module, the K6 questions on nonspecific psychological distress were asked about two reference periods, the past 30 days and the month in the past 12 months when the distress was the worst. In addition, adult respondents were administered the mental health module through a split-sample design consisting of one of two impairment scales, an abbreviated World Health Organization Disability Assessment Schedule (WHODAS) or the Sheehan Disability Scale (SDS), to measure impairment due to emotions, nerves, or mental health. See the 2008 Recoded Mental Health codebook appendix for further details. Starting in 2009, the split sample was removed, and the CAI instrument included only the WHODAS questions.

These changes and the fact that this revised mental health module precedes the adult depression module within the questionnaire could have influenced the adult respondent's answers to subsequent depression-related items. This type of influence is referred to as a context effect. A detailed analysis was conducted to examine potential context effects on MDE variables based on the changes in the mental health module. It was determined that MDE estimates for adults aged 18 or older from 2008 could not be compared with the 2007 and prior year estimates. Two subsamples (i.e., WHODAS and SDS) also were examined to determine whether the MDE data from the two 2008 subsamples were comparable. Because of differences in MDE estimates between the two samples, combining the SDS and WHODAS half-samples to produce an overall 2008 adult MDE estimate is not recommended. This applies to all adult MDE-related estimates (treatment/counseling for MDE, MDE-related impairment, etc.). Therefore, given the potential for comparability issues and to facilitate future trend analysis, only the WHODAS half-sample (MHSAMP08=1) is used for 2008 adult MDE estimation in the 2008 detailed tables (OAS, 2009a). See Appendix B, Section B.4.7, in the 2008 national findings report (OAS, 2009b) for further details on the decisions on the 2008 analyses.

Starting with the 2009 NSDUH, the mental health module included only the WHODAS questions; therefore, the estimates for adult MDE from 2009 onward can be compared with the WHODAS half-sample from 2008. See Appendix B, Section B.4.2, in the 2009 mental health findings report (Center for Behavioral Health Statistics and Quality [CBHSQ], 2010b) for details on the 2009 analyses.

In order to be able to use the full sample of 2008 data and also to make adult MDE comparisons across survey years starting with 2005 and continuing through 2008 and later years, adjusted versions of only adult past year MDE (AJAMDEYR) and adult lifetime MDE (AJAMDELT) variables were created retroactively for the years 2005 through 2008. These variables were adjusted to make MDE estimates from the SDS half-sample in 2008 and all adult respondents for 2005 through 2007 comparable with the MDE estimates based on the WHODAS half-sample in 2008 and all adult respondents in later years. More information about how the statistically adjusted adult MDE analysis variables were created can be found in the 2005-2008 codebooks and in the report describing these adjustments (Aldworth, Kott, Yu, Mosquin, & Barnett-Walker, 2012).

In 2009, changes were made to the youth mental health service utilization questions that preceded the questions about youth depression. These changes included the replacement of five questions that asked about receipt of special education services and school counseling and time spent in jail or foster care with questions that asked about receipt of mental health services in the education and justice system sectors. The presence of new items could have influenced how youths responded to the youth depression questions and therefore the estimates of youth MDE. An analysis was performed that showed these questionnaire changes in 2009 did not appear to affect the estimates of youth MDE. Therefore, it is possible to assess trends for past year MDE from 2004 and later years for youths aged 12 to 17 without the need for adjusted variables. For more information on the 2009 youth analyses results, see Appendix B, Section B.4.2, in the 2009 mental health findings report (CBHSQ, 2010b).

## Naming Conventions

In the 2004-2007 NSDUHs, MDE data from both the adult and youth modules were used to create single, combined recoded lifetime (MDELT) and past year MDE (MDEYR) variables, even though adult and youth data were not comparable because of wording differences between the modules. In the 2004-2007 detailed tables, analyses using combined variables were subset to the age group of interest to present estimates separately for adults and youths (OAS, 2005a; 2006; 2007; 2008). Note that in the 2004 detailed tables only, estimates were also presented for adults and youths combined, but producing combined estimates is no longer recommended.

Starting with the 2008 NSDUH, the MDE variables were renamed, and a separate set of variables was created each for adults and for youths. The new variable names have continued to be used in the 2019 NSDUH. Under the new naming convention, adult MDE variables begin with "A" and youth MDE variables begin with "Y" (e.g., AMDEYR, YMDEYR). The youth MDE with impairment variable (MDEIMPY) does not follow this naming convention. Variables where youth and adult data were not combined into a single variable prior to 2008 were not renamed for youths (i.e., YSDSHOME, YSDSWRK, YSDSREL, YSDSSOC, YSDSOVRL, and MDEIMPY), since there was no change in variable construction or comparability. In addition, prior to 2008, the combined set of MDE variables was located in the Recoded Adult and Adolescent Depression section of the codebook. Currently, all adult and youth MDE variables are now located in either the Recoded Adult Depression or Recoded Adolescent Depression sections, respectively.

For adults, the new variable names denoted a break in the trend for the estimates due to the context effects noted earlier. To address the break in the trend, an adjustment was applied to the 2005-2008 adult MDE data, and the resulting new variables were retroactively added to the respective data files. These adjusted adult MDE variables begin with the abbreviation "AJ" for "adjusted" (i.e., AJAMDEYR, AJAMDELT). With the addition of the adjusted adult MDE variables, the documentation for the existing adult MDE variables was retroactively revised to refer to the existing variables as unadjusted adult MDE variables. In summary, for adults, the new variable names indicated that the MDE data from 2008 or later should not be compared or combined with unadjusted variables from 2004 to 2007. However, adjusted variables were later added for 2005 through 2008 to allow comparisons across years from 2005 onward. Adjusted adult MDE variables are not available for 2004. The adjusted variables for 2005 through 2008 can be renamed to match the adult past year MDE (AMDEYR) and adult lifetime MDE (AMDELT) variables for 2009 and subsequent years to produce comparable estimates across years, as seen in the 2019 detailed tables (CBHSQ, 2020).<sup>1</sup>

## Comparability

New variable names indicate changes that may or may not impact comparability with prior years. As described above, the 2008 adult MDE estimates are not considered comparable with 2007 and prior years. For youths, despite the new variable names, the MDE data from 2008 or later can be compared or combined with MDE data from 2004 to 2007 since there was no

---

<sup>1</sup> Mental health detailed tables were published separately for the 2009-2014 NSDUHs. The mental health and main detailed tables were combined for the 2015 NSDUH and later years.

change to the youth modules. But in order to do so, either the original or new set of youth MDE variables should be renamed to match the other so that the data can be combined. See the 2008 Recoded Depression Variable Documentation codebook appendix for sample code on how to rename the 2008 or later survey year variables back to prior year names. In addition, a summary of variable names and comparability across years is presented in Table 1 for both adult and youth lifetime and past year MDE. All variables in a column are comparable for the survey years specified despite nonidentical variable names.

**Table 1. Lifetime and Past Year Major Depressive Episode (MDE) Variable Comparability: 2004 NSDUH and Later Survey Years**

NSDUH Survey Year	Adult MDE			Youth MDE
	Comparable Variables 2004-2007	Comparable Variables 2008 and Later Years Unadjusted Data	Comparable Variables 2005 and Later Years Adjusted Data	Comparable Variables 2004 and Later Years
2004	MDELTA, MDEYR <sup>1</sup>			MDELTA, MDEYR <sup>1</sup>
2005-2007	MDELTA, MDEYR <sup>1</sup>		AJAMDELTA, AJAMDEYR	MDELTA, MDEYR <sup>1</sup>
2008		AMDELTA, AMDEYR <sup>2</sup>	AJAMDELTA, AJAMDEYR	YMDELTA, YMDEYR
2009 and Later Years		AMDELTA, AMDEYR	AMDELTA, AMDEYR	YMDELTA, YMDEYR

NOTE: All the variables within the same column are comparable across years once the variables have been renamed to match.

<sup>1</sup> To use these lifetime and past year MDE variables in comparisons, the data must be subset to adults or youths depending on the analysis of interest. Presenting estimates using combined adult and youth data is not recommended due to wording differences between the adult and youth modules.

<sup>2</sup> To use these lifetime and past year MDE variables in comparisons, the data must be subset to the WHODAS subsample (MHSAMP08=1).

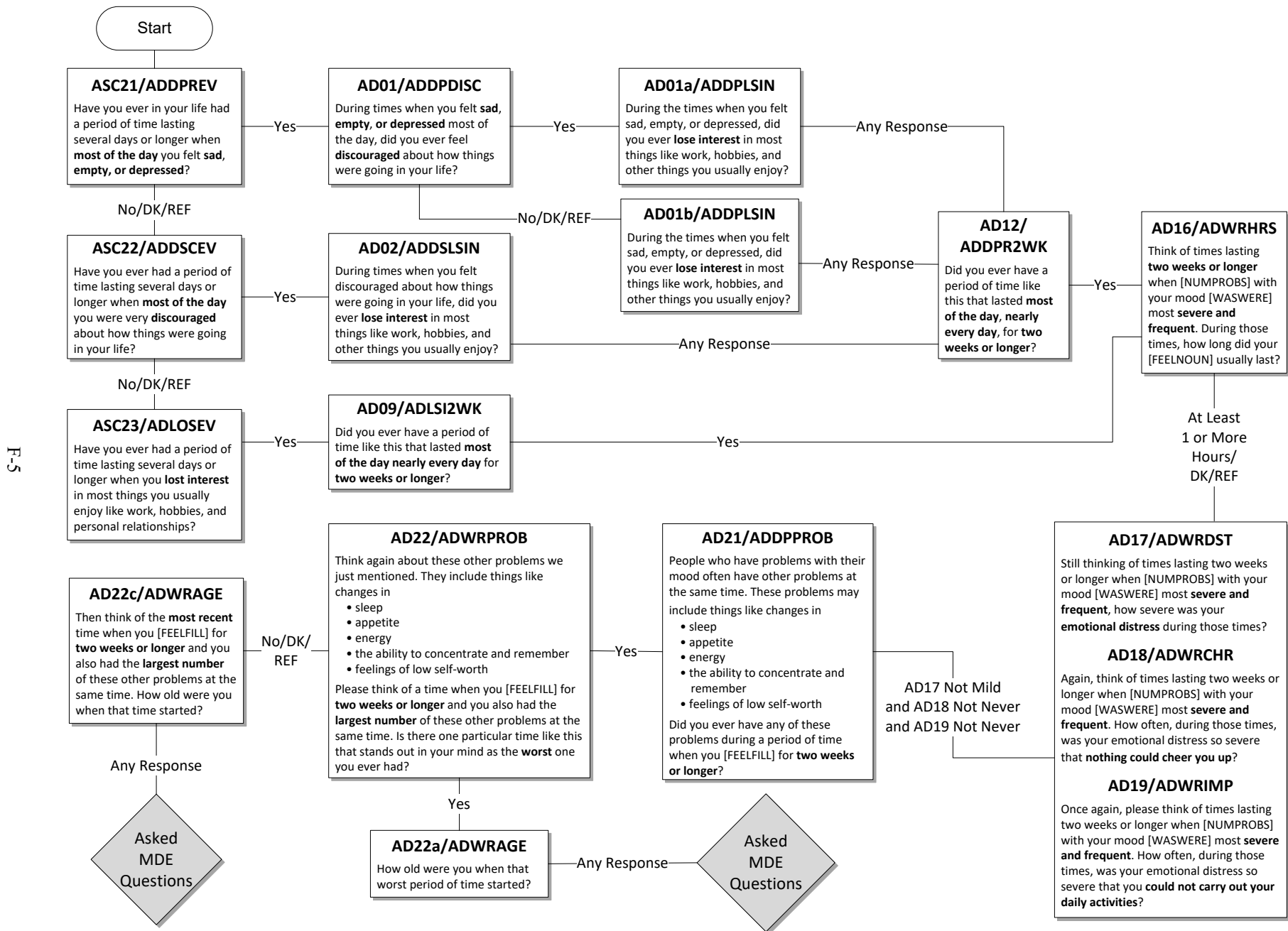
Source: SAMHSA, Center for Behavioral Health Statistics and Quality (formerly Office of Applied Studies), National Survey on Drug Use and Health, 2004 and later years.

### MDE Variable Specifications

In the adult and youth depression modules of the NSDUH, respondents were asked a series of introductory questions to determine whether they had a worst period of time where they experienced feeling sad, empty, depressed, discouraged, or a loss of interest. If a respondent fit certain criteria based on the routing logic found in these introductory questions, then they were asked the questions related to the nine attributes (symptoms) of MDE. To demonstrate which respondents were actually asked the MDE attributes questions based on these introductory questions, a flowchart using the adult questions is included as Figure 1. These introductory questions in addition to the questions related to the nine attributes associated with MDE (see below) were used to score MDE.

This appendix includes information used for adults to classify the lifetime adult MDE variable (AMDELTA), the adult past year MDE variable (AMDEYR), and the adult impairment recodes, all of which are found in the Recoded Adult Depression section of the codebook. Similar questions were asked of youth respondents and used to define similar youth MDE variables found in the Recoded Adolescent Depression section but are not specifically defined in this appendix. The questions shown in the flowchart and the documentation below refer to the adult depression-associated question indicator from the CAI instrument specifications followed by the corresponding edited variable name to assist users in mapping the information back to the CAI.

**Figure 1. Routing Logic Prior to Adult Major Depressive Episode (MDE) Attribute Questions**



The questions below showing the nine attributes of MDE refer to the worst period of time the respondent has had that stood out in his or her mind; or, if he or she did not recall a worst period of time, the questions refer to the most recent period of time when the respondent experienced any or all of the following: sadness, discouragement, or lack of interest in most things. These questions were asked once an adult respondent was routed through the CAI as indicated in the flowchart above. **It should be noted that no exclusions were made for MDE caused by medical illness, bereavement, or substance use disorders.**

During that [worst/most recent] period of time...

### 1. Depressed mood most of the day

- a. ... did you feel sad, empty, or depressed **most of the day nearly every day**? (AD24A/ADWRDEPR)
- b. ... did you feel discouraged about how things were going in your life **most of the day nearly every day**? (AD24C/ADWRDISC)

A respondent was assigned a positive response to this symptom (D\_MDEA1/AD\_MDEA1=1) if he or she answered yes to either of the above questions.

### 2. Markedly diminished interest or pleasure in all or almost all activities most of the day

- a. ... did you lose interest in almost all things like work and hobbies and things you like to do for fun? (AD24E/ADWRLSIN)
- b. ... did you lose the ability to take pleasure in having good things happen to you, like winning something or being praised or complimented? (AD24F/ADWRPLSR)

A respondent was assigned a positive response to this symptom (D\_MDEA2/AD\_MDEA2=1) if he or she answered yes to either of the above questions.

### 3. Weight

- a. Did you have a much smaller appetite than usual nearly every day during that time? (AD26A/ADWRELES)
- b. Did you have a much **larger** appetite than usual nearly every day? (AD26B/ADWREMOR)
- c. Did you gain weight without trying to during that [worst/most recent] period of time? (AD26C/ADWRGAIN)
  - i. ... because you were growing? (AD26C1/ADWRGROW)
  - ii. ... because you were pregnant? (AD26C2/ADWRPREG)
- d. How many pounds did you gain? (AD26D/ADWRGNL2)
- e. Did you **lose** weight without trying to? (AD26E/ADWRLOSE)
  - i. ... because you were sick or on a diet? (AD26E1/ADWRDIET)
- f. How many pounds did you lose? (AD26F/ADWRSL2)

A respondent was assigned a positive response to this symptom (D\_MDEA3/AD\_MDEA3=1) if he or she answered yes to questions 'a' or 'b' above, or the

answer to either question 'd' or 'f' was greater than or equal to 10. (Note that 'd' was only asked if 'c<sub>i</sub>' and 'c<sub>ii</sub>' were not 'yes,' and 'f' was only asked if 'e<sub>i</sub>' was not 'yes.')

#### **4. Insomnia or hypersomnia**

- a. Did you have a lot more trouble than usual falling asleep, staying asleep, or waking too early nearly every night during that [worst/most recent] period of time?  
(AD26G/ADWRSLEP)
- b. During that [worst/most recent] period of time, did you sleep a lot more than usual nearly every night? (AD26H/ADWRSMOR)

A respondent was assigned a positive response to this symptom (D\_MDEA4/AD\_MDEA4=1) if he or she answered yes to either of the above questions.

#### **5. Psychomotor agitation or retardation**

- a. Did you talk or move more slowly than is normal for you nearly every day?  
(AD26L/ADWRSLOW)
  - i. (if AD26L=1) Did anyone else notice that you were talking or moving slowly?  
(AD26M/ADWRSLNO)
- b. Were you so restless or jittery nearly every day that you paced up and down or couldn't sit still? (AD26N/ADWRJITT)
  - i. (if AD26N=1) Did anyone else notice that you were restless?  
(AD26O/ADWRJINO)

A respondent was assigned a positive response to this symptom (D\_MDEA5/AD\_MDEA5=1) if he or she answered yes to either of the above 'a<sub>i</sub>' or 'b<sub>i</sub>' questions. (Note that 'a<sub>i</sub>' was only asked if 'a' was 'yes' and 'b<sub>i</sub>' was only asked if 'b' was 'yes.')

#### **6. Fatigue or loss of energy**

- a. During that [worst/most recent] period of time, did you feel tired or low in energy nearly every day, even when you had not been working very hard? (AD26J/ADWRENRG)

A respondent was assigned a positive response to this symptom (D\_MDEA6/AD\_MDEA6=1) if he or she answered yes to the above question.

#### **7. Feelings of worthlessness**

- a. Did you feel that you were not as good as other people nearly every day?  
(AD26U/ADWRNOGD)
  - i. (if AD26U=1) Did you feel totally worthless nearly every day?  
(AD26V/ADWRWRTH)

A respondent was assigned a positive response to this symptom (D\_MDEA7/AD\_MDEA7=1) if he or she answered yes to question 'a<sub>i</sub>.' (Note that 'a<sub>i</sub>' was only asked if 'a' was 'yes.')



## 8. Diminished ability to think or concentrate or indecisiveness

- a. During that [worst/most recent] period of time, did your thoughts come much more slowly than usual or seem confused nearly every day? (AD26P/ADWRTHOT)
- b. Did you have a lot more trouble concentrating than usual nearly every day? (AD26R/ADWRCONC)
- c. Were you unable to make decisions about things you ordinarily have no trouble deciding about? (AD26S/ADWRDCSN)

A respondent was assigned a positive response to this symptom (D\_MDEA8/AD\_MDEA8=1) if he or she answered yes to any of the above questions.

## 9. Recurrent thoughts of death or recurrent suicide ideation

- a. Did you often think about death, either your own, someone else's, or death in general? (AD26AA/ADWRDLOT)
- b. During that period, did you ever think it would be better if you were dead? (AD26BB/ADWRDBTR)
- c. Did you think about committing suicide? (AD26CC/ADWRSTHK)
  - i. (if AD26CC=1) Did you make a suicide plan? (AD26DD/ADWRSPLN)
  - ii. (if AD16CC=1) Did you make a suicide attempt? (AD26EE/ADWRSATP)

A respondent was assigned a positive response to this symptom (D\_MDEA9/AD\_MDEA9=1) if he or she answered yes to any of the above questions.

Respondents were classified with lifetime MDE (AMDELT=1 for adults) if they had at least five of the nine above attributes (DSMMDEA2/ADSMMDEA=1 for adults). Respondents were classified with not having lifetime MDE (AMDELT=2 for adults) if they met either of these conditions:

1. Reported experiencing fewer than five out of the nine criteria used to classify an adult as having had MDE in their lifetime (DSMMDEA2/ADSMMDEA=2).
2. If the number of criteria is unknown (DSMMDEA2/ADSMMDEA=98) and the respondent reported at least one of the following:
  - I. Never having had a period of time lasting several days or longer when felt sad, empty, or depressed (ASC21/ADDPREV=2), discouraged about how things were going in life (ASC22/ADDSCEV=2), and lost interest in most things usually enjoyable (ASC23/ADLOSEV=2).
  - II. Experienced the feelings in (I), but they did not last most of the day, nearly every day for two weeks or longer (AD09/ADLSI2WK=2) or (AD12/ADDP2WK=2).
  - III. Experienced the feelings in (I) most of the day, nearly every day for two weeks or longer, but the feelings lasted less than an hour when mood was most severe and frequent (AD16/ADWRHRS=1).
  - IV. Experienced the feelings in (I) most of the day, nearly every day for two weeks or longer for at least an hour during those times when mood was most severe and frequent, but emotional distress was mild (AD17/ADWRDST=1),

there was never a time when emotional distress was so severe that you could not be cheered up (AD18/ADWRCHR=4), and there was never a time when your emotional distress was so severe that you could not carry out your daily activities (AD19/ADWRIMP=4).

- V. Experienced the feelings in (I) most of the day, nearly every day for two weeks or longer for at least an hour and the severe distress were more than mild or at some point could not be cheered up or could not carry out daily activities, but never had any other problems during those weeks, such as changes in sleep, appetite, energy, the ability to concentrate and remember, or feelings of low self-worth (AD21/ADDPPROB=2).

Respondents who were classified with lifetime MDE (AMDELT=1 for adults and YMDELT=1 for youths) and who reported that during the past 12 months they had a period of depression lasting 2 weeks or longer, while also having some of the other symptoms mentioned (ADPB2WK=1 for adults and YOPB2WK=1 for youths), were classified as having past year depression (AMDEYR=1 for adults and YMDEYR=1 for youths). Respondents with no lifetime MDE (AMDELT=2 for adults or YMDELT=1 for youths) or respondents with lifetime MDE (AMDELT=1 for adults and YMDELT=1 for youths) but no period of depression lasting 2 weeks or longer while having other symptoms (ADPB2WK=2 for adults or YOPB2WK=2 for youths) were classified as not having past year MDE (AMDEYR=2 for adults or YMDEYR=2 for youths).

Otherwise, respondents were classified as system missing for lifetime or past year MDE if they had unknown depression information and/or they were aged 12 to 17 (for adults) or aged 18 or older (for youth).

Respondents with lifetime MDE and respondents with recurrent thoughts of death or recurrent suicide ideation (D\_MDEA9/AD\_MDEA9=1 for adults and D\_MDEA9Y/YO\_MDEA9=1 for youths), regardless of MDE classification, were guided through the remainder of the depression module. Note that because of this second criterion, variables for treatment of depression may have values for respondents who were not classified as having lifetime MDE. If the subpopulation of interest is respondents with lifetime MDE or past year MDE, these restrictions should be implemented in the analysis using the appropriate variables. Users who are interested in the suicide ideation data<sup>2</sup> from the depression modules should also be aware of the routing logic shown in Figure 1 because only a subset of respondents are asked the suicide-related questions.

### **MDE with Severe Impairment Variable Specifications**

Respondents classified as having had MDE in the past year were then asked questions from the SDS to measure the level of functional impairment in major life activities reported to be caused by the MDE in the past 12 months (Leon, Olfson, Portera, Farber, & Sheehan, 1997).

The questions pertaining to the four domains are shown below with their associated question indicator from the CAI specifications as well as the edited variable name in parentheses

---

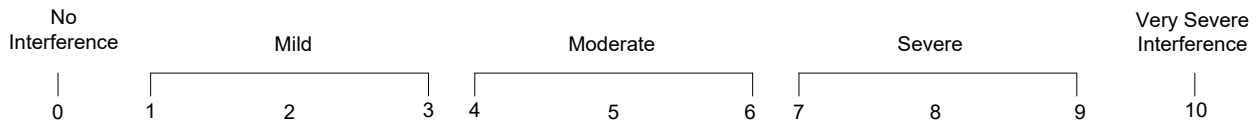
<sup>2</sup> The suicide estimates presented in the 2019 detailed tables (CBHSQ, 2020) are from the mental health module data, not the depression suicide module data.

for both adults and youths. The SDS measures mental health-related impairment in four major life activities or role domains. These four domains are defined separately for adults aged 18 or older and youths aged 12 to 17 to reflect the different roles associated with the two age groups. Each module consists of four questions that are assessed on a 0 to 10 visual analog scale with categories of "no interference" (0), "mild" (1-3), "moderate" (4-6), "severe" (7-9), and "very severe" (10).

***Adult Depression Module: Functional Impairment***

**AD66a** Think about the time in the past 12 months when these problems with your mood were **most severe**.

Using the 0 to 10 scale shown below, where 0 means **no** interference and 10 means very **severe** interference, select the number that describes how much these problems interfered with your **ability to do** each of the following activities during that period. You can use any number between 0 and 10 to answer.



How much did your [depression symptoms] interfere with your **ability to do home management tasks**, like cleaning, shopping, and working around the house, apartment, or yard? (ADPSHMG)

**AD66b** During the time in the past 12 months when your [depression symptoms] were most severe, how much did this interfere with your **ability to work**? (ADPSWORK)

**AD66c** How much did your [depression symptoms] interfere with your **ability to form and maintain close relationships** with other people during that period of time? (ADPSRELS)

**AD66d** How much did [depression symptoms] interfere with your **ability to have a social life** during that period of time? (ADPSSOC)

***Adolescent Depression Module: Functional Impairment***

**YD66a** Think about the time in the past 12 months when these problems with your mood were the **worst**.

Using the 0 to 10 scale shown below, where 0 means **no** problems and 10 means very **severe** problems, select the number that describes how much your [depression symptoms] caused problems with your **ability to do** each of the following activities during that time. You can use any number between 0 and 10 to answer.



How much did your [depression symptoms] cause problems with your chores at home? (YOPSHMGT)

**YD66b** During the time in the past 12 months when your [depression symptoms] were worst, how much did this cause problems with your **ability to do well at school or work?** (YOPSWORK)

**YD66c** How much did your [depression symptoms] cause problems with your **ability to get along with your family** during that time? (YOPSRELS)

**YD66d** How much did your [depression symptoms] cause problems with your **ability to have a social life** during that time? (YOPSSOC)

The four SDS role domain variables were recoded so that no interference=1, mild=2, moderate=3, severe=4, and very severe=5. A maximum impairment score (ASDSOVL2 for adults and YSDSOVRL for youths) was then defined as the single highest severity level of role impairment across all four SDS role domains. Ratings greater than or equal to 7 on the original SDS scale (ASDSOVL2 or YSDSOVRL=4, 5) were considered severe impairment. Respondents were classified as system missing if they had unknown impairment information for all four SDS domain variables, were not asked the question due to routing logic, and/or they were aged 12 to 17 (for adults) or aged 18 or older (for youths).

Estimates for past year MDE with severe impairment (AMDEIMP=1 for adults and MDEIMPY=1 for youths) are presented for 2009 to 2019 for adults and for 2006 to 2019 for youths in the 2019 detailed tables (CBHSQ, 2020). The adult MDE with severe impairment variable is not comparable with NSDUH data prior to 2008 for the reasons discussed previously. Youth MDE with severe impairment data are comparable from 2006 onward.

## Weights

Analyses on unadjusted 2008 data that include only adults from the WHODAS half-sample (subset to MHSAMP08=1), such as the 2008 adult MDE analyses in the 2008 detailed tables (OAS, 2009a) or in the 2009 mental health detailed tables (CBHSQ, 2010a), should be weighted by an alternate analysis weight (MHSAWT\_C). (Note that 2008 analyses including only adults from the SDS half-sample [subset to MHSAMP08=2] should also be weighted by MHSAWT\_C.) This weight has been poststratified so that each of the half-samples is separately representative of the civilian, noninstitutionalized population aged 18 or older. Generating 2008 adult MDE estimates using the entire unadjusted adult sample (both WHODAS and SDS half-samples) is not recommended. To compare or combine 2008 unadjusted adult MDE (using only the WHODAS subsample) and 2009-2019 adult MDE data, users should create a new weight variable that takes on the value of MHSAWT\_C for 2008 respondents and the value of ANALWT\_C for 2009-2019 respondents. When doing this, users should restrict the unadjusted 2008 data to MHSAMP08=1 since the 2009-2019 NSDUHs use WHODAS questions and are

comparable with only the 2008 WHODAS half-sample. The standard analysis weight (ANALWT\_C) should be used for MDE analyses that include either the entire youth sample (i.e., any year) or adult sample (i.e., 2009 through 2019), such as those in the 2019 detailed tables (CBHSQ, 2020).

To analyze the 2005-2008 adjusted adult MDE variables in conjunction with the 2009-2019 adult MDE variables (e.g., the MDE multiyear trend analyses published in the 2019 detailed tables [CBHSQ, 2020]), the standard analysis weight (ANALWT\_C) should be used across all years.

Furthermore, when creating estimates based on more than a single year of data, the appropriate weight for each year should be divided by the number of years of data that are combined to correctly estimate weighted population totals. For example, if a user combines 2008-2019 data to generate an annual average using the unadjusted adult MDE data, the new weight previously described should be divided by 12.

## References

- Aldworth, J., Kott, P., Yu, F., Mosquin, P., & Barnett-Walker, K. (2012). Analysis of effects of 2008 NSDUH questionnaire changes: Methods to adjust adult MDE and SPD estimates and to estimate SMI in the 2005-2009 surveys. In *2010 National Survey on Drug Use and Health: Methodological resource book* (Section 16b, prepared for the Substance Abuse and Mental Health Services Administration, Contract No. HHSS283200800004C, RTI/0211838.108.006.024). Retrieved from <https://www.samhsa.gov/data/>
- American Psychiatric Association. (2013). *Diagnostic and statistical manual of mental disorders* (5th ed.). Washington, DC: Author.
- Center for Behavioral Health Statistics and Quality. (2010a). *Results from the 2009 National Survey on Drug Use and Health: Mental health detailed tables*. Retrieved from <https://www.samhsa.gov/data/>
- Center for Behavioral Health Statistics and Quality. (2010b). *Results from the 2009 National Survey on Drug Use and Health: Mental health findings* (HHS Publication No. SMA 10-4609, NSDUH Series H-39). Rockville, MD: Substance Abuse and Mental Health Services Administration. Retrieved from <https://www.samhsa.gov/data/>
- Center for Behavioral Health Statistics and Quality. (2020). *Results from the 2019 National Survey on Drug Use and Health: Detailed tables*. Retrieved from <https://www.samhsa.gov/data/>
- Harvard School of Medicine. (2005). *Home page: National Comorbidity Survey (NCS)*. [Web page]. Retrieved June 28, 2008, from <https://www.hcp.med.harvard.edu/ncs/>
- Leon, A. C., Olfson, M., Portera, L., Farber, L., & Sheehan, D. V. (1997). Assessing psychiatric impairment in primary care with the Sheehan Disability Scale. *International Journal of Psychiatry in Medicine*, 27(2), 93-105.
- Office of Applied Studies. (2005a). *Results from the 2004 National Survey on Drug Use and Health: Detailed tables*. Retrieved from <https://www.samhsa.gov/data/>
- Office of Applied Studies. (2005b). *Results from the 2004 National Survey on Drug Use and Health: National findings* (DHHS Publication No. SMA 05-4062, NSDUH Series H-28). Rockville, MD: Substance Abuse and Mental Health Services Administration. Retrieved from <https://www.samhsa.gov/data/>
- Office of Applied Studies. (2006). *Results from the 2005 National Survey on Drug Use and Health: Detailed tables*. Retrieved from <https://www.samhsa.gov/data/>
- Office of Applied Studies. (2007). *Results from the 2006 National Survey on Drug Use and Health: Detailed tables*. Retrieved from <https://www.samhsa.gov/data/>
- Office of Applied Studies. (2008). *Results from the 2007 National Survey on Drug Use and Health: Detailed tables*. Retrieved from <https://www.samhsa.gov/data/>

Office of Applied Studies. (2009a). *Results from the 2008 National Survey on Drug Use and Health: Detailed tables*. Retrieved from <https://www.samhsa.gov/data/>

Office of Applied Studies. (2009b). *Results from the 2008 National Survey on Drug Use and Health: National findings* (HHS Publication No. SMA 09-4434, NSDUH Series H-36). Rockville, MD: Substance Abuse and Mental Health Services Administration. Retrieved from <https://www.samhsa.gov/data/>

## **APPENDIX G**

### **Key Mental Health Variables**



This Key Mental Health Variables appendix provides several tables that list a set of the most commonly used mental health measures, their associated variable names, and their availability from 2002 to 2019 for the National Survey on Drug Use and Health (NSDUH). These tables also show whether there are comparable or adjusted measures available for the years indicated. Table 1 lists key mental health measures for youths aged 12 to 17, Table 2 lists key mental health measures for adults aged 18 or older, and Table 3 lists the mental health measures that have adjusted versions that allow for the comparisons of estimates across the years where changes were made. Because of such changes, this appendix is being provided as a guide in helping users with these commonly used mental health variables.

As noted above, this appendix only contains a subset of the mental health variables available. Groups of variables that are defined similarly may not all be included in the tables below. Examples of these groups are the variables for location of outpatient mental health treatment and the reason for not receiving mental health treatment, which are listed in Table 2. The variables for location where outpatient mental health treatment was received such as at a day hospital or treatment program (MHLDTMT3), at a school setting (MHLSCHL3), and other locations (MHLOTH3) are not specifically listed in Table 2 but are defined similarly to the variable for received outpatient mental health treatment from private therapist (MHLTHER3) and follow the same pattern of comparability. The variables for reasons for not receiving mental health treatment including fear of negative affect on job (MHRJOBS2), insurance does not cover treatment at all (MHRNCOV2), have no transportation to treatment or inconvenient (MHRTRAN2), and did not want others to find out (MHRFOUT2) are also not listed in Table 2 but follow the same comparability pattern as the variable for reason for not receiving mental health treatment because could not afford cost (MHRCOST2). This appendix is intended to be a guide to assist analysts in their use of mental health measures and does not include a full list of all mental health measures that are available.

There have been several mental health-related questionnaire and estimation changes that impact the comparability of mental health data over time. One such change made to the 2004 and 2008 questionnaires affected the mental health measures of serious psychological distress (SPD) and lifetime and past year major depressive episode (MDE). These changes resulted in noncomparable measures that caused breaks in the trends. Adjusted measures were created that allowed comparisons of estimates across the years where the changes were made. Refer to Aldworth, Kott, Yu, Mosquin, and Barnett-Walker (2012) for details on the adjusted measures, Appendix F, Recoded Depression Variable Documentation, for MDE details, and Appendix E, Recoded Mental Health, for SPD details.

The NSDUH operational definition of serious mental illness (SMI) has also undergone some changes. In previously published 2002-2003 NSDUH reports, the K6 scale used for determining psychological distress was used to produce estimates that were termed "SMI," but in 2004, the estimate produced using the K6 was renamed "SPD." Starting in 2008, a new measure of SMI was produced that used a statistical model to predict mental illness based on a respondent's answers to the NSDUH K6 and World Health Organization Disability Assessment Schedule (WHODAS) questions. For more details on this new SMI measure, see Appendix B, Section B.4.3, in the 2009 mental health findings report (Center for Behavioral Health Statistics and Quality, 2010). This model was revised to produce improved mental illness estimates

starting with the 2012 NSDUH. This updated 2012 model was then used to create revised comparable mental illness estimates for 2008 through 2011. For details on these mental illness revisions, see Appendix B, Section B.4.3, in the 2012 mental health findings report (Center for Behavioral Health Statistics and Quality, 2013). Because of this change, mental illness variables based on the 2012 model have been created from 2008 and later years. A measure of SMI was created for the 2005-2007 NSDUHs based on an alternative predictive model for a methodological report (Center for Behavioral Health Statistics and Quality, 2017). This exploratory SMI measure was developed in an attempt to be comparable with SMI variables for 2008 and later NSDUHs; however, it is based on a different set of predictors. Users should consider the differences in methodology prior to making decisions on whether and how to use the SMI measure. For more information on how mental illness variables were created and how to use these variables, see Appendix E, Recoded Mental Health.

**Table 1. Key Mental Health Measures for People Aged 12 to 17: 2002-2019**

Mental Health Measure (Variable Name)	Years Available																	
	2002	2003	2004	2005	2006	2007	2008	2009	2010	2011	2012	2013	2014	2015	2016	2017	2018	2019
Lifetime MDE (MDELT, YMDELT)			*	*	*	*	X	X	X	X	X	X	X	X	X	X	X	X
Past Year MDE (MDEYR, YMDEYR)			*	*	*	*	X	X	X	X	X	X	X	X	X	X	X	X
MDE with Severe Role Impairment (MDEIMPY)					X	X	X	X	X	X	X	X	X	X	X	X	X	X
Received Treatment for MDE from MD in Past Year (TXMDEYR, YTXMDEYR)			*	*	*	*	X	X	X	X	X	X	X	X	X	X	X	X
Received Treatment for MDE from Prescription Drugs in Past Year (RXMDEYR, YRXMDEYR)			*	*	*	*	X	X	X	X	X	X	X	X	X	X	X	X
Received Treatment for MDE from Either MD or Prescription Drugs in Past Year (MDETXRX, YMDETXRX)			*	*	*	*	X	X	X	X	X	X	X	X	X	X	X	X
Received Treatment for MDE from Health Professional in Past Year (YHLTMDE) <sup>1</sup>			X	X	X	X	X	X	X	X	X	X	X	X	X	X	X	X
Received Treatment for MDE from Alternative Service Professional in Past Year (YALTMDE)									X	X	X	X	X	X	X	X	X	X
Received Treatment for MDE from Health Professional or Prescription Drugs in Past Year (YMDEHPRX) <sup>1</sup>			X	X	X	X	X	X	X	X	X	X	X	X	X	X	X	X
Received Treatment for MDE from Health Professional Only in Past Year (YMDEHPO) <sup>1</sup>			X	X	X	X	X	X	X	X	X	X	X	X	X	X	X	X
Received Treatment for MDE from Prescription Drugs Only, Not from Health Professional in Past Year (YMDERXO2) <sup>1</sup>			X	X	X	X	X	X	X	X	X	X	X	X	X	X	X	X
Received Treatment for MDE from Health Professional and Prescription Drugs in Past Year (YMDEHARX) <sup>1</sup>			X	X	X	X	X	X	X	X	X	X	X	X	X	X	X	X
Received Treatment for MDE from General Practitioner (DOCMDE, YDOCMDE)			*	*	*	*	X	X	X	X	X	X	X	X	X	X	X	X
Received Treatment for MDE from Other MD (OMDMDE, YOMDMDE)			*	*	*	*	X	X	X	X	X	X	X	X	X	X	X	X
Received Treatment for MDE from Psychologist (PSY1MDE, YPSY1MDE)			*	*	*	*	X	X	X	X	X	X	X	X	X	X	X	X
Received Treatment for MDE from Psychiatrist (PSY2MDE, YPSY2MDE)			*	*	*	*	X	X	X	X	X	X	X	X	X	X	X	X

**Table 1. Key Mental Health Measures for People Aged 12 to 17: 2002-2019 (continued)**

Mental Health Measure (Variable Name)	Years Available																	
	2002	2003	2004	2005	2006	2007	2008	2009	2010	2011	2012	2013	2014	2015	2016	2017	2018	2019
Received Treatment for MDE from Social Worker (SOCMDE, YSOCMDE)			*	*	*	*	X	X	X	X	X	X	X	X	X	X	X	X
Received Treatment for MDE from Counselor (COUNMDE, YCOUNMDE)			*	*	*	*	X	X	X	X	X	X	X	X	X	X	X	X
Received Treatment for MDE from Other MH Professional (OMHMDE, YOMHMDE)			*	*	*	*	X	X	X	X	X	X	X	X	X	X	X	X
Received Treatment for MDE from Nurse/Occupational Therapist (NURSMDE, YNURSMDE)			*	*	*	*	X	X	X	X	X	X	X	X	X	X	X	X
Received Treatment for MDE from Religious or Spiritual Advisor (RELMDE, YRELMDE)			*	*	*	*	X	X	X	X	X	X	X	X	X	X	X	X
Received Treatment for MDE from Another Healer (HBCHMDE, YHBCHMDE)			*	*	*	*	X	X	X	X	X	X	X	X	X	X	X	X
Received Treatment for MDE from Other Professional (OTHMDE, YOTHMDE)			*	*	*	*	X	X	X	X	X	X	X	X	X	X	X	X
(Revised) Received Treatment in Inpatient Specialty MH Setting (ANYMHIN2) <sup>2,3</sup>	X	X	X	X	X	X	X	X	X	X	X	X	X	X	X	X	X	X
Received Treatment in Outpatient Specialty MH Setting (ANYMHOUT)	X	X	X	X	X	X	X	X	X	X	X	X	X	X	X	X	X	X
(Revised) Received Treatment in Specialty MH Setting (ANYSMH2) <sup>2,3</sup>	X	X	X	X	X	X	X	X	X	X	X	X	X	X	X	X	X	X
Received Treatment in Nonspecialty MH Setting (ANYNSMH)								X	X	X	X	X	X	X	X	X	X	X
Received Treatment in Education Setting (ANYMHED, ANYMHED2)	-	-	-	-	-	-	-	X	X	X	X	X	X	X	X	X	X	X
Received Treatment in Specialty MH, Education, Medical, or Foster Care Setting (ANYSEDMF)								X	X	X	X	X	X	X	X	X	X	X
Received Treatment in General Medical Setting (YPED)	X	X	X	X	X	X	X	X	X	X	X	X	X	X	X	X	X	X
Received Treatment in Juvenile Justice Setting (YJAIL)								X	X	X	X	X	X	X	X	X	X	X
Number of Visits for Inpatient Specialty MH Services (SPINVST, SPINVST2) <sup>2,4</sup>					-	-	-	-	-	-	X <sup>5</sup>	X	X	X	X	X	X	X
Number of Visits for Outpatient Specialty MH Services (SPOUTVST)					X	X	X	X	X	X	X	X	X	X	X	X	X	X

**Table 1. Key Mental Health Measures for People Aged 12 to 17: 2002-2019 (continued)**

Mental Health Measure (Variable Name)	Years Available																	
	2002	2003	2004	2005	2006	2007	2008	2009	2010	2011	2012	2013	2014	2015	2016	2017	2018	2019
Number of Visits for Specialty MH Services (SMHVST, SMHVST2) <sup>2,4</sup>					-	-	-	-	-	-	X <sup>5</sup>	X	X	X	X	X	X	X
Received Specialty MH Services for Feeling Depressed (SMHDPR, SMHDPR2) <sup>2,4</sup>					-	-	-	-	-	-	X <sup>5</sup>	X	X	X	X	X	X	X
Received Specialty MH Services because of Problems with Home or Family (SMHFMLY, SMHFMLY2) <sup>2,4</sup>					-	-	-	-	-	-	X <sup>5</sup>	X	X	X	X	X	X	X
Received Specialty MH Services because of Breaking Rules (SMHBRK, SMHBRK2) <sup>2,4</sup>					-	-	-	-	-	-	X <sup>5</sup>	X	X	X	X	X	X	X
Received Specialty MH Services because Thought about or Attempted Suicide (SMHSUI, SMHSUI2) <sup>2,4</sup>					-	-	-	-	-	-	X <sup>5</sup>	X	X	X	X	X	X	X
Received Specialty MH Services because Felt Very Afraid and Tense (SMHFEA, SMHFEA2) <sup>2,4</sup>					-	-	-	-	-	-	X <sup>5</sup>	X	X	X	X	X	X	X
Received Specialty MH Services because of Problems at School (SMHSCHL, SMHSCHL2) <sup>2,4</sup>					-	-	-	-	-	-	X <sup>5</sup>	X	X	X	X	X	X	X
Received Specialty MH Services because of Trouble Controlling Anger (SMHANGR, SMHANGR2) <sup>2,4</sup>					-	-	-	-	-	-	X <sup>5</sup>	X	X	X	X	X	X	X
Received Specialty MH Services because of Problems with Friends (SMHFRND, SMHFRND2) <sup>2,4</sup>					-	-	-	-	-	-	X <sup>5</sup>	X	X	X	X	X	X	X
Received Specialty MH Services because of Problems with Other People (SMHOTPP, SMHOTPP2) <sup>2,4</sup>					-	-	-	-	-	-	X <sup>5</sup>	X	X	X	X	X	X	X
Received Specialty MH Services because of Eating Problems (SMHEAT, SMHEAT2) <sup>2,4</sup>					-	-	-	-	-	-	X <sup>5</sup>	X	X	X	X	X	X	X
Received Specialty MH Services because of Getting into Physical Fights (SMHFITE, SMHFITE2) <sup>2,4</sup>					-	-	-	-	-	-	X <sup>5</sup>	X	X	X	X	X	X	X
Received Specialty MH Services because of Self-Reported Mental Disorder (SMHMEND, SMHMEND2) <sup>2,4</sup>					-	-	-	-	-	-	X <sup>5</sup>	X	X	X	X	X	X	X
Received MH Services or Substance Use Treatment at a Specialty Facility (YMHOSPTX) <sup>6</sup>														X	X	X	X	X
Received MH Services but Not Substance Use Treatment at a Specialty Facility (YMHNSPTX) <sup>6</sup>														X	X	X	X	X

**Table 1. Key Mental Health Measures for People Aged 12 to 17: 2002-2019 (continued)**

Mental Health Measure (Variable Name)	Years Available																	
	2002	2003	2004	2005	2006	2007	2008	2009	2010	2011	2012	2013	2014	2015	2016	2017	2018	2019
Received Substance Use Treatment at a Specialty Facility but Not MH Service (YSPTXNMH) <sup>6</sup>														X	X	X	X	X
Received MH Services and Substance Use Treatment at a Specialty Facility (YMHASPTX) <sup>6</sup>														X	X	X	X	X
Past Year MDE and Illicit Drug Dependence or Abuse (YMDEIUDPY) <sup>7</sup>														X	X	X	X	X
Past Year MDE and Alcohol Dependence or Abuse (YMDEAUDPY) <sup>7</sup>														X	X	X	X	X
Past Year MDE with Severe Impairment and Substance Dependence or Abuse (YMDEIMIUD) <sup>7</sup>														X	X	X	X	X
Past Year MDE with Severe Impairment and Illicit Drug Dependence or Abuse (YMDEIMAUD) <sup>7</sup>														X	X	X	X	X

MD = medical doctor, MDE = major depressive episode, MH = mental health.

NOTE: The letter X indicates that the measure is available for the year(s) shown. For measures with two variable names listed, the first name corresponds with either the asterisk (\*) or the en dash (–) and the second name corresponds to the letter X in the years available columns. An asterisk (\*) indicates that a comparable measure with 2008 and later years is available for the year(s) shown; thus, variables corresponding to those measures in the indicated years can be renamed to conduct analyses with the 2008 and later year variables. An en dash (–) indicates that a comparable measure with later years is **not** available; thus, variables corresponding to those measures should not be compared across breaks in comparability (i.e., do not compare those measures with an en dash (–) with those measures with the letter X). An empty cell indicates that the measure is not available.

NOTE: The standard analysis weight, ANALWT\_C, should be used for all measures and years.

NOTE: This table lists only the most commonly used mental health measures; it does not constitute a comprehensive list.

NOTE: This table was finalized on September 15, 2020.

<sup>1</sup> These variables were created for years prior to 2010 during the 2014 NSDUH and are comparable with 2010 and later variables.

<sup>2</sup> Revised mental health service variables were developed starting in 2013 because of the change in how the child welfare setting was defined. Prior to 2013, child welfare was defined in the specialty services category as an inpatient service. Child welfare is now defined as a nonspecialty service. Starting in 2017, updates were made to classify certain patterns of responses into the reason not indicated category instead of the unknown category. Due to the small impact, these variables are considered comparable and were not renamed.

<sup>3</sup> A similarly named measure (without the “2”) exist for years 2002 through 2013 but are no longer being created starting with the 2014 NSDUH.

<sup>4</sup> For measures with two variable names listed, the second-named variables include this change. The original measures (first-named variables) are no longer being created starting with the 2013 NSDUH but are instead replaced with the revised variables.

<sup>5</sup> Both versions of these mental health service variables exist for the 2012 NSDUH because 2012 and 2013 estimates are presented in the 2013 mental health detailed tables (Center for Behavioral Health Statistics and Quality, 2014). The first- and second-named variables are **not** comparable for 2012.

<sup>6</sup> These variables were created during the 2015 NSDUH. Note that these were not included in data files for years prior to 2015 due to substance treatment at a specialty facility not being comparable as a result of the 2015 questionnaire changes.

<sup>7</sup> These variables were created during the 2019 NSDUH and prior years. Note that these were not included in data files for years prior to 2015 due to substance use disorder not being comparable as a result of the 2015 questionnaire changes.

Source: SAMHSA, Center for Behavioral Health Statistics and Quality, National Survey on Drug Use and Health, 2002-2019.

**Table 2. Key Mental Health Measures for People Aged 18 or Older: 2002-2019**

Mental Health Measure (Variable Name)	Years Available																	
	2002	2003	2004	2005	2006	2007	2008	2009	2010	2011	2012	2013	2014	2015	2016	2017	2018	2019
Received Treatment for MDE from MD in Past Year (TXMDEYR, ATXMDEYR) <sup>1</sup>			-	-	-	-	X	X	X	X	X	X	X	X	X	X	X	X
Received Treatment for MDE from Prescription Drugs in Past Year (RXMDEYR, ARXMDEYR) <sup>1</sup>			-	-	-	-	X	X	X	X	X	X	X	X	X	X	X	X
Received Treatment for MDE from Either MD or Prescription Drugs in Past Year (MDETXRX, AMDETXRX) <sup>1</sup>			-	-	-	-	X	X	X	X	X	X	X	X	X	X	X	X
Received Treatment for MDE from Health Professional in Past Year (AHLTMDE)									X	X	X	X	X	X	X	X	X	X
Received Treatment for MDE from Alternative Service Professional in Past Year (AALTMDE)									X	X	X	X	X	X	X	X	X	X
Received Treatment for MDE from General Practitioner (DOCMDE, ADOCMDE) <sup>1</sup>			-	-	-	-	X	X	X	X	X	X	X	X	X	X	X	X
Received Treatment for MDE from Other MD (OMDMDE, AOMDMDE) <sup>1</sup>			-	-	-	-	X	X	X	X	X	X	X	X	X	X	X	X
Received Treatment for MDE from Psychologist (PSY1MDE, APSY1MDE) <sup>1</sup>			-	-	-	-	X	X	X	X	X	X	X	X	X	X	X	X
Received Treatment for MDE from Psychiatrist (PSY2MDE, APSY2MDE) <sup>1</sup>			-	-	-	-	X	X	X	X	X	X	X	X	X	X	X	X
Received Treatment for MDE from Social Worker (SOCMDE, ASOCMDE) <sup>1</sup>			-	-	-	-	X	X	X	X	X	X	X	X	X	X	X	X
Received Treatment for MDE from Counselor (COUNMDE, ACOUNMDE) <sup>1</sup>			-	-	-	-	X	X	X	X	X	X	X	X	X	X	X	X
Received Treatment for MDE from Other MH Professional (OMHMDE, AOMHMDE) <sup>1</sup>			-	-	-	-	X	X	X	X	X	X	X	X	X	X	X	X
Received Treatment for MDE from Nurse/Occupational Therapist (NURSMDE, ANURSMDE) <sup>1</sup>			-	-	-	-	X	X	X	X	X	X	X	X	X	X	X	X
Received Treatment for MDE from Religious or Spiritual Advisor (RELMDE, ARELMDE) <sup>1</sup>			-	-	-	-	X	X	X	X	X	X	X	X	X	X	X	X
Received Treatment for MDE from Another Healer (HBMDE, AHBMDE) <sup>1</sup>			-	-	-	-	X	X	X	X	X	X	X	X	X	X	X	X
Received Treatment for MDE from Other Professional (OTHMDE, AOTHMDE) <sup>1</sup>			-	-	-	-	X	X	X	X	X	X	X	X	X	X	X	X

**Table 2. Key Mental Health Measures for People Aged 18 or Older: 2002-2019 (continued)**

Mental Health Measure (Variable Name)	Years Available																	
	2002	2003	2004	2005	2006	2007	2008	2009	2010	2011	2012	2013	2014	2015	2016	2017	2018	2019
Received Any MH Treatment in Past Year (AMHTXRC3)	X	X	X	X	X	X	X	X	X	X	X	X	X	X	X	X	X	X
Received Inpatient MH Treatment in Past Year (AMHINP2)	X	X	X	X	X	X	X	X	X	X	X	X	X	X	X	X	X	X
Received Outpatient MH Treatment in Past Year (AMHOUTP3) <sup>2</sup>	X	X	X	X	X	X	X	X	X	X	X	X	X	X	X	X	X	X
Received Prescription Med MH Treatment in Past Year (AMHRX2)	X	X	X	X	X	X	X	X	X	X	X	X	X	X	X	X	X	X
Perceived Need but Did Not Receive MH Treatment in Past Year (AMHTXND2)	X	X	X	X	X	X	X	X	X	X	X	X	X	X	X	X	X	X
Perceived Unmet Need and Receipt of MH Treatment (AMHTXAND)	X	X	X	X	X	X	X	X	X	X	X	X	X	X	X	X	X	X
Received Outpatient MH Treatment at MH Clinic/Center in Past Year (MHLMNT3) <sup>3</sup>	X	X	X	X	X	X	X	X	X	X	X	X	X	X	X	X	X	X
Received Outpatient MH Treatment from Private Therapist in Past Year (MHLTHER3) <sup>3</sup>	X	X	X	X	X	X	X	X	X	X	X	X	X	X	X	X	X	X
Received Outpatient MH Treatment from Non-Clinic Doctor's Office in Past Year (MHLDOC3) <sup>3</sup>	X	X	X	X	X	X	X	X	X	X	X	X	X	X	X	X	X	X
Received Outpatient MH Treatment from Medical Clinic in Past Year (MHLCLNC3) <sup>3</sup>	X	X	X	X	X	X	X	X	X	X	X	X	X	X	X	X	X	X
Respondent or Other Family Member Paid for Outpatient MH Treatment in Past Year (MHPDSL2)		X	X	X	X	X	X	X	X	X	X	X	X	X	X	X	X	X
Private Health Insurance Paid for Outpatient MH Treatment in Past Year (MHPDPHI2)		X	X	X	X	X	X	X	X	X	X	X	X	X	X	X	X	X
Medicare Paid for Outpatient MH Treatment in Past Year (MHPDMCR2)		X	X	X	X	X	X	X	X	X	X	X	X	X	X	X	X	X
Medicaid Paid for Outpatient MH Treatment in Past Year (MHPDMCD2)		X	X	X	X	X	X	X	X	X	X	X	X	X	X	X	X	X
Employer Paid for Outpatient MH Treatment in Past Year (MHPDEMP2)		X	X	X	X	X	X	X	X	X	X	X	X	X	X	X	X	X
Did Not Receive MH Treatment because Could Not Afford Cost (MHRXCOST2)		X	X	X	X	X	X	X	X	X	X	X	X	X	X	X	X	X
Did Not Receive MH Treatment because Thought Could Handle Problem without Treatment (MHRHAND2)		X	X	X	X	X	X	X	X	X	X	X	X	X	X	X	X	X



**Table 2. Key Mental Health Measures for People Aged 18 or Older: 2002-2019 (continued)**

Mental Health Measure (Variable Name)	Years Available																	
	2002	2003	2004	2005	2006	2007	2008	2009	2010	2011	2012	2013	2014	2015	2016	2017	2018	2019
Did Not Receive MH Treatment because Did Not Know Where To Go (MHRWHER2)		X	X	X	X	X	X	X	X	X	X	X	X	X	X	X	X	X
Did Not Receive MH Treatment because Did Not Have Time (MHRTIME2)		X	X	X	X	X	X	X	X	X	X	X	X	X	X	X	X	X
Did Not Receive MH Treatment because Did Not Think Treatment Would Help (MHRNOHP2)		X	X	X	X	X	X	X	X	X	X	X	X	X	X	X	X	X
Did Not Receive MH Treatment because of Concerns about Confidentiality (MHRCFID2)		X	X	X	X	X	X	X	X	X	X	X	X	X	X	X	X	X
Did Not Receive MH Treatment because Insurance Did Not Pay Enough (MHRNUF2)		X	X	X	X	X	X	X	X	X	X	X	X	X	X	X	X	X
Did Not Receive MH Treatment because Did Not Think Treatment Was Needed (MHRNOND2)		X	X	X	X	X	X	X	X	X	X	X	X	X	X	X	X	X
Did Not Receive MH Treatment because Fear of Neighbors' Negative Opinion (MHRNBR2)		X	X	X	X	X	X	X	X	X	X	X	X	X	X	X	X	X
Did Not Receive MH Treatment because Fear of Being Committed (MHRMIT2)		X	X	X	X	X	X	X	X	X	X	X	X	X	X	X	X	X
Received MH Services or Substance Use Treatment at a Specialty Facility (MHOSPTR2, RCVMHOSPTX) <sup>4</sup>		-	-	-	-	-	-	-	-	-	-	-	-	X	X	X	X	X
Received MH Services but Not Substance Use Treatment at a Specialty Facility (MHNSPTR2, RCVMHNSPTX) <sup>4</sup>		-	-	-	-	-	-	-	-	-	-	-	-	X	X	X	X	X
Received Substance Use Treatment at a Specialty Facility but Not MH Service (NMHSPTR2, RCVSPTXNMH) <sup>4</sup>		-	-	-	-	-	-	-	-	-	-	-	-	X	X	X	X	X
Received MH Services and Substance Use Treatment at a Specialty Facility (MHASPTR2, RCVMHASPTX) <sup>4</sup>		-	-	-	-	-	-	-	-	-	-	-	-	X	X	X	X	X
Suicidal Thoughts in Past Year (MHSUITHK)							X	X	X	X	X	X	X	X	X	X	X	X
Suicidal Plans in Past Year (MHSUIPLN)							X	X	X	X	X	X	X	X	X	X	X	X
Suicidal Attempts in Past Year (MHSUITRY)							X	X	X	X	X	X	X	X	X	X	X	X
Received Medical Attention for Suicide Attempt in Past Year (MHSUIMED) <sup>5</sup>							X	X	X	X	X	X	X	X	X	X	X	X
Stayed in Hospital for Suicide Attempt in Past Year (MHSUIHOS) <sup>5</sup>							X	X	X	X	X	X	X	X	X	X	X	X

**Table 2. Key Mental Health Measures for People Aged 18 or Older: 2002-2019 (continued)**

Mental Health Measure (Variable Name)	Years Available																	
	2002	2003	2004	2005	2006	2007	2008	2009	2010	2011	2012	2013	2014	2015	2016	2017	2018	2019
K6 Total Score in Past Month (K6SCMON)							X	X	X	X	X	X	X	X	X	X	X	X
Past Month Serious Psychological Distress Indicator (SPDMON)							X	X	X	X	X	X	X	X	X	X	X	X
K6 Total Score in Worst Month of Past Year (K6SCYR)							X	X	X	X	X	X	X	X	X	X	X	X
Alternative Worst K6 Total Score (WSPDSC2) <sup>6</sup>							X	X	X	X	X	X	X	X	X	X	X	X
WHODAS Total Score (WHODASC2)							X	X	X	X	X	X	X	X	X	X	X	X
Alternative WHODAS Total Score (WHODASC3)							X	X	X	X	X	X	X	X	X	X	X	X
Predicted Serious Mental Illness Probability (SMIPP) <sup>7</sup>							X	X	X	X								
Predicted Serious Mental Illness Probability Revised (SMIPP_A, SMIPP_U) <sup>6,7</sup>				*	*	*	X	X	X	X	X	X	X	X	X	X	X	X
Serious Mental Illness (SMI) Based on Revised Predicted SMI Probability (SMIYR_A, SMIYR_U) <sup>6,8,9</sup>				*	*	*	X	X	X	X	X	X	X	X	X	X	X	X
Any Mental Illness (AMI) Based on Revised Predicted SMI Probability (AMIYR_U) <sup>8,9</sup>							X	X	X	X	X	X	X	X	X	X	X	X
Mild Mental Illness Based on Revised Predicted SMI Probability (LMIYR_U) <sup>8,9</sup>							X	X	X	X	X	X	X	X	X	X	X	X
Moderate Mental Illness Based on Revised Predicted SMI Probability (MMIYR_U) <sup>8,9</sup>							X	X	X	X	X	X	X	X	X	X	X	X
Mild or Moderate Mental Illness Based on Revised Predicted SMI Probability (LMMIYRU) <sup>9,10</sup>							X	X	X	X	X	X	X	X	X	X	X	X
Serious or Moderate Mental Illness Based on Revised Predicted SMI Probability (SMMIYR_U) <sup>7,8,9</sup>							X	X	X	X	X	X	X	X	X	X	X	X
Categorical Mental Illness Indicator Revised (MI_CAT_U) <sup>8,9</sup>							X	X	X	X	X	X	X	X	X	X	X	X
AMI and Illicit Drug or Alcohol Dependence or Abuse in Past Year (AMISUDPY) <sup>11</sup>														X	X	X	X	X
SMI and Illicit Drug or Alcohol Dependence or Abuse in Past Year (SMISUDPY) <sup>11</sup>														X	X	X	X	X
LMMI and Illicit Drug or Alcohol Dependence or Abuse in Past Year (LMMISUDPY) <sup>11</sup>														X	X	X	X	X

K6 = six-item nonspecific psychological distress scale, MD = medical doctor, MDE = major depressive episode, MH = mental health, WHODAS = abbreviated eight-item World Health Organization Disability Assessment Schedule.

NOTE: The letter X indicates that the measure is available for the year(s) shown. For measures with two variable names listed, the first name corresponds with either the asterisk (\*) or the en dash (–) and the second name corresponds to the letter X in the years available columns. An asterisk (\*) indicates that a comparable measure with later years is available for the year(s) shown; thus, variables corresponding to those measures in the indicated years can be renamed to conduct analyses with the later year variables. An en dash (–) indicates that a comparable measure with later years is **not** available; thus, variables corresponding to those measures should not be compared across breaks in comparability (i.e., do not compare those measures with an en dash (–) with those measures with the letter X). An empty cell indicates that the measure is not available.

**Table 2. Key Mental Health Measures for People Aged 18 or Older: 2002-2019 (continued)**

NOTE: The standard analysis weight, ANALWT\_C, should be used for all measures and years, except those noted in footnote 1.

NOTE: This table lists only the most commonly used mental health measures; it does not constitute a comprehensive list.

NOTE: This table was finalized on September 15, 2020.

<sup>1</sup> To compare the 2008 data with the 2009 or subsequent years, the 2008 mental health half-sample analysis weight, MHSAWT\_C, should be used in conjunction with the sample indicator (MHSAMP08=1) to subset to the 2008 WHODAS half-sample data.

<sup>2</sup> Starting with the 2017 NSDUH, the variable AMHOUTP3 was revised to define the logically assigned Yes level of having received outpatient mental health treatment/counseling in the past year as a system missing. The 2010-2016 NSDUHs originally had the logically assigned Yes level as a positive response as long as the respondent did not indicate an alternative source or invalid outpatient location as their only outpatient treatment location. The original version was renamed AMHOUTP3\_O and will be available on 2010-2016 data files along with the revised version, AMHOUTP3.

<sup>3</sup> Two versions of these variables exist for years 2002 through 2008. The original variables that end with a "2" have respondents who reported receiving no outpatient mental health coded as a SAS missing. The revised variables that end with a "3" have respondents who reported receiving no outpatient mental health coded as a "No" response. The two versions are not comparable.

<sup>4</sup> These variables were created during the 2015 NSDUH. Note that these are not comparable for years prior to 2015 due to substance treatment at a specialty facility not being comparable as a result of the 2015 questionnaire changes.

<sup>5</sup> Italicized MH measures indicate variables that were excluded from the Public Use File (PUF).

<sup>6</sup> The variables SMIPP\_A and SMIYR\_A were created for the 2005-2007 NSDUHs based on an alternative predictive model for a methodological report (Center for Behavioral Health Statistics and Quality, 2017). These exploratory variables were developed in an attempt to be comparable with SMI variables for 2008 and later NSDUHs; however, they are based on a different set of predictors. Users should consider the differences in methodology prior to making decisions on whether and how to use the SMI measure. For information on the creation of the mental illness variables, see Appendix E, Recoded Mental Health.

<sup>7</sup> SMIPP (a variable included in previous versions of the 2008-2011 data files) is based on the 2008 prediction model and SMIPP\_U is based on the 2012 prediction model. Mental illness variables originally created from SMIPP have been replaced with similarly named variables based on SMIPP\_U. For information on the creation of the mental illness variables, see Appendix E, Recoded Mental Health.

<sup>8</sup> Mental illness variables based on the 2012 prediction model have been created from 2008 and later years. For years 2008-2011, these revised variables have replaced the previously available mental illness variables. See Appendix E, Recoded Mental Health, for further details about these revised mental illness variables.

<sup>9</sup> The 2008 and later years mental illness variables based on the 2012 prediction model and the 2005-2007 SMI variables based on an alternative model should not be used when analyzing variables for past year suicidal thoughts, past year MDE, the K6, or the WHODAS, nor should they be used when analyzing other variables closely linked with these variables (including past year suicide attempts, suicide plans, medical treatment for suicide attempts, lifetime MDE, serious psychological distress [SPD], or components used in the K6 or WHODAS scales). For more details, see Appendix E, Recoded Mental Health.

<sup>10</sup> Mild or Moderate Mental Illness is referred to as "AMI excluding SMI" in the detailed tables.

<sup>11</sup> These variables were created during the 2019 NSDUH and prior years. Note that these were not included in the data file for years prior to 2015 due to substance use disorder not being comparable as a result of the 2015 questionnaire changes.

Source: SAMHSA, Center for Behavioral Health Statistics and Quality, National Survey on Drug Use and Health, 2002-2019.

**Table 3. Comparable Versions of Key Mental Health Measures for People Aged 18 or Older: 2002-2019**

Mental Health Measure	Years Available				
	2002-2003	2004	2005-2007	2008	2009-2019
Lifetime Major Depressive Episode			AJAMDELT	AJAMDELT	AMDELT
Past Year Major Depressive Episode			AJAMDEYR	AJAMDEYR	AMDEYR
K6 Total Score in Worst Month of Past Year Based on Long Form Module	SMI_SUM	SPD_ASCR			
K6 Total Score in Worst Month of Past Year Based on Short Form Module		SPD_RSCR	SPD_USCR		
Worst K6 Total Score in Past Year <sup>1</sup>			K6SMXADJ	K6SCMAX	K6SCMAX
Past Year Serious Psychological Distress Indicator Based on Long Form Module	SMI	SPD_ADJ, SPD_UADJ <sup>2</sup>			
Past Year Serious Psychological Distress Indicator Based on Short Form Module		SPD_RADJ	SPD_UADJ		
Past Year Serious Psychological Distress Indicator Based on Worst K6 Total Score			SPDYRADJ	SPDYR	SPDYR

K6 = six-item nonspecific psychological distress scale.

NOTE: All variables within a row are comparable across the years indicated, even if they have different names.

NOTE: The standard analysis weight, ANALWT\_C, should be used for all measures and years, except as indicated in footnote 2 below.

NOTE: This table lists only the mental health measures with adjusted versions for comparability across years.

NOTE: In the 2002 and 2003 NSDUHs, serious psychological distress was referred to as serious mental illness.

NOTE: This table was finalized on September 15, 2020.

<sup>1</sup> Worst K6 Total Score in Past Year is the maximum of K6 Total Score in Past Month (K6SCMON) and K6 Total Score in Worst Month of Past Year (K6SCYR).

<sup>2</sup> SPD\_UADJ, restricted to the 2004 Sample A (Long Form), was used in the 2004 NSDUH detailed tables (Office of Applied Studies, 2005). SPD\_ADJ was created so that comparisons of serious psychological distress based on the long form can be made between 2002, 2003, and the full 2004 sample. The standard analysis weight, ANALWT\_C, should be used for SPD\_ADJ, but for SPD\_UADJ in 2004, the Sample A analysis weight, SPDWT\_C, should be used in conjunction with the sample indicator that subsets to the 2004 Sample A data (ADLTSAMP=1).

Source: SAMHSA, Center for Behavioral Health Statistics and Quality, National Survey on Drug Use and Health, 2002-2019.

## References

- Aldworth, J., Kott, P., Yu, F., Mosquin, P., & Barnett-Walker, K. (2012). Analysis of effects of 2008 NSDUH questionnaire changes: Methods to adjust adult MDE and SPD estimates and to estimate SMI in the 2005-2009 surveys. In *2010 National Survey on Drug Use and Health: Methodological resource book* (Section 16b, prepared for the Substance Abuse and Mental Health Services Administration, Contract No. HHSS283200800004C, RTI/0211838.108.006.024). Research Triangle Park, NC: RTI International. Retrieved from <https://www.samhsa.gov/data/>
- Center for Behavioral Health Statistics and Quality. (2010). *Results from the 2009 National Survey on Drug Use and Health: Mental health findings* (HHS Publication No. SMA 10-4609, NSDUH Series H-39). Rockville, MD: Substance Abuse and Mental Health Services Administration. Retrieved from <https://www.samhsa.gov/data/>
- Center for Behavioral Health Statistics and Quality. (2013). *Results from the 2012 National Survey on Drug Use and Health: Mental health findings* (HHS Publication No. SMA 13-4085, NSDUH Series H-47). Rockville, MD: Substance Abuse and Mental Health Services Administration. Retrieved from <https://www.samhsa.gov/data/>
- Center for Behavioral Health Statistics and Quality. (2014). *Results from the 2013 National Survey on Drug Use and Health: Mental health detailed tables*. Retrieved from <https://www.samhsa.gov/data/>
- Center for Behavioral Health Statistics and Quality. (2017). *National Survey on Drug Use and Health: Statistical Models to Predict Mental Illness from 2005 to 2007*. Retrieved from <https://www.samhsa.gov/data/>
- Office of Applied Studies. (2005). *Results from the 2004 National Survey on Drug Use and Health: Detailed tables*. Retrieved from <https://www.samhsa.gov/data/>

## **APPENDIX H**

### **Sample SUDAAN<sup>®</sup>, SAS<sup>®</sup>, and Stata Code and PUF Estimates**

## Introduction

This appendix provides several examples of SUDAAN<sup>®</sup> (and sometimes SAS<sup>®</sup> and Stata) code for generating estimates (means and totals along with the standard errors [SEs]), performing statistical tests of differences for means, calculating confidence intervals, and fitting linear or logistic regression models. Additionally, tables showing some estimates for alcohol use, tobacco product use, and serious mental illness (SMI) are included, using the 2019 National Survey on Drug Use and Health (NSDUH) public use file (PUF). PUF users can ensure that the 2019 PUF data are downloaded correctly, or that code is implemented correctly, by replicating estimates in these tables. Note that the examples in this appendix are created using variable names and data from NSDUH's PUF; thus, some variable names may differ when using NSDUH's restricted-use file (RUF). Also note that the estimates in these tables might differ from the estimates in the *Results from the 2019 National Survey on Drug Use and Health: Detailed Tables* at <https://www.samhsa.gov/data/>, which are based on RUF data. The exhibit number for each example and a description of the example are provided in [Table H.1](#). For more information about relevant code and documentation, see the *2019 NSDUH's Methodological Resource Book*.<sup>1</sup>

**Table H.1 Summary of SUDAAN<sup>®</sup>, Stata, and SAS<sup>®</sup> Exhibits**

SUDAAN Exhibit	Stata Exhibit	SAS Exhibit	Description
<a href="#">H.1</a>	<a href="#">H.2</a>	<a href="#">H.3</a>	Produces estimates (including means, totals, and the respective standard errors)
<a href="#">H.4</a>	<a href="#">H.5</a>	<a href="#">H.6</a>	Calculates the standard errors of totals produced in <a href="#">Exhibits H.1</a> to <a href="#">H.3</a> for domains forced to match their respective U.S. Census Bureau population estimates through poststratification during the weighting process
<a href="#">H.7</a>			Performs statistical tests of differences between means
<a href="#">H.8</a>			Calculates a confidence interval using estimates produced in <a href="#">Exhibit H.1</a>
<a href="#">H.9</a>			Calculates percentages and the associated standard errors
<a href="#">H.10</a>			Performs logistic regression (for binary response variables)
<a href="#">H.11</a>			Performs regression analysis (for continuous response variables)

NOTE: An empty cell indicates that no SAS or Stata example is provided for that specific topic.

## Guide for Defining Options for Analyzing NSDUH Data

Before running SUDAAN procedures, the input dataset must be sorted by the nesting variables (VESTR and VEREP),<sup>2</sup> or the NOTSORTED option must be used for SUDAAN to create an internal copy of the input dataset properly sorted by the nesting variables. The SUDAAN procedure DESCRIPT can then be run to produce unweighted sample sizes and weighted (using ANALWT\_C for PUFs or a pooled weight created for calculating annual averages) sample sizes, means, totals, SEs of means and totals, and *p* values for testing the differences between means and totals. For more information on using appropriate weights when

<sup>1</sup> Center for Behavioral Health Statistics and Quality. (in press). *2019 National Survey on Drug Use and Health: Methodological resource book (Section 13, Statistical inference report)*. Retrieved from <https://www.samhsa.gov/data/>

<sup>2</sup> VESTR = variance estimation (pseudo) stratum, and VEREP = variance estimation (pseudo) replicate within stratum.

producing annual averages of combined years of data, see the section on Special Types of Analyses in this 2019 PUF codebook's introduction at <https://datafiles.samhsa.gov/>.

Stata and SAS commands can be run without the data being sorted; however, it should be noted that Stata code is case sensitive.

The SAS procedure SURVEYMEANS is used in [Exhibit H.3](#) (shown grouped with [Exhibits H.1](#) and [H.2](#) later in this appendix). Note that SAS also uses VESTR and VEREP as nesting variables; however, as previously noted, the data do not need to be sorted.

The options described in the following sections are specified within the SUDAAN and SAS examples to correctly produce estimates using NSDUH data.

## **Design**

Because of NSDUH's complex sample design, estimates are calculated using a method in SUDAAN that is unbiased for linear statistics. This method is based on multistage clustered sample designs where the first-stage (primary) sampling units are drawn with replacement. In SUDAAN, a user must specify DESIGN=WR (meaning with replacement). Note that with Stata and SAS, the design does not need to be indicated because the svyset command in Stata and the SURVEYMEANS procedure in SAS use Taylor linearized variance estimation as a default.

## **Nesting Variables**

The NSDUH nesting variables (VESTR and VEREP) are used to capture explicit stratification and to identify clustering with the NSDUH data, which are needed to compute the variance estimates correctly. Two replicates per year were defined within each variance stratum (VESTR). In SUDAAN, users must use the NEST statement within one of the appropriate SUDAAN procedures. In the NEST statement, the variance stratum variable should be listed first, followed by the primary sampling unit variable; that is, the VESTR variable should be listed first, followed by the VEREP variable. In SAS, users must use the STRATA and CLUSTER statements within one of the appropriate SAS procedures. VESTR should be listed in the STRATA statement, and VEREP should be listed in the CLUSTER statement. The NEST statement in SUDAAN and the STRATA and CLUSTER statements in SAS will need to be used each time a user calls one of the appropriate SUDAAN or SAS procedures, respectively. In Stata, the nesting variables are specified in the svyset command.

## **Degrees of Freedom**

The degrees of freedom (DDF in SUDAAN and dof in Stata) are 60 for the 2002 to 2013 NSDUH national estimates and 50 for the 2014 NSDUH and onward national estimates under the new sampling design established in the 2014 NSDUH. When combining any set of years of data (i.e., 2018 and 2019), the degrees of freedom remain the same as if the set were a single year (e.g., 50 for national estimates) when these years are part of the same sample design. When combining a pair of years with different degrees of freedom (i.e., 2013 and 2014), the specific number of degrees of freedom can be computed by counting the unique values of VESTR. For example, when producing estimates by combining data for 2018 and 2019, DDF=50 can be used



because the sample design remained same across those 2 years. When combining data for 2013 and 2014, DDF=110 because the sample design changed in 2014.

When comparing estimates in two domains with different degrees of freedom, researchers should err on the conservative side and use the smaller degrees of freedom. For example, when comparing 2013 estimates with 2014 estimates, use DDF=50. For details about degrees of freedom, see Section 6 in the 2017 statistical inference report.<sup>3</sup> To specify the degrees of freedom in SUDAAN, the DDF = option on the procedure statement is used. This option should be used each time one of the appropriate SUDAAN procedures is called to ensure correct calculations. The provided SAS exhibits do not include testing or calculation of confidence intervals; therefore, options for specifying degrees of freedom are not shown. In Stata, the degrees of freedom are specified as a design option in the svyset command, "dof(50)."

## **Design Effect**

The option DEFT4 within SUDAAN provides the correct measure of variance inflation due to stratification (or blocking), clustering, and unequal weighting in NSDUH estimation. The design effect cannot be output directly from the SURVEYMEANS procedure in SAS.

## **Examples of SUDAAN, SAS, and Stata Code**

### ***Generation of Estimates***

[Exhibits H.1](#), [H.2](#), and [H.3](#) demonstrate how to compute estimates for past month alcohol use by gender using (a) the SUDAAN DESCRIPT procedure, (b) the Stata svy: mean and svy: total commands, and (c) the SAS SURVEYMEANS procedure, respectively. The SUDAAN example includes code to compute the prevalence estimate (MEAN), SE of the mean (SEMEAN), weighted sample size (WSUM), unweighted sample size (NSUM), weighted total (TOTAL), and SE of the total (SETOTAL). The Stata svy: mean and svy: total commands and the SAS SURVEYMEANS procedure will produce the same estimates. Whether the SETOTAL is taken directly from SUDAAN or from Stata or SAS code depends on whether the specified domain (i.e., gender in this example) is among those forced to match their respective U.S. Census Bureau population estimates through the weight calibration process. For details about calculating the SE of totals, see the section on Variance Estimation of Estimated Numbers of Individuals in this 2019 NSDUH PUF codebook's introduction at <https://datafiles.samhsa.gov/>. For examples of code to calculate the SEs of totals, see the next section on Standard Errors of the Totals.

---

<sup>3</sup> Center for Behavioral Health Statistics and Quality. (2019). *2017 National Survey on Drug Use and Health: Methodological resource book (Section 13, Statistical inference report)*. Retrieved from <https://www.samhsa.gov/data/>

## Exhibit H.1 SUDAAN DESCRIPT Procedure (Mean Estimate and SE Generation by Gender)

```
PROC SORT DATA=DATANAME; /*SAS code to sort output dataset by Nesting Variables*/
BY VESTR VEREP;
RUN;

PROC DESCRIPT DATA=DATANAME DDF=50 DESIGN=WR FILETYPE=SAS DEFT4;
/*Alternatively, the DDF may change if using data combined across several years*/
NEST VESTR VEREP;
WEIGHT ANALWT_C; /*Standard single-year, PUF person-level analysis weight.
Alternatively, a created pooled weight could be used here to produce annual averages
based on combined years of data.*/
VAR ALCMON; /*Past month alcohol use analysis variable*/
SUBGROUP IRSEX;
      /*Gender variable, where male=1 & female=2*/
LEVELS 2;
TABLES IRSEX; /*by gender*/

PRINT WSUM NSUM MEAN SEMEAN TOTAL SETOTAL / REPLACE STYLE=NCHS;
OUTPUT WSUM MEAN SEMEAN TOTAL SETOTAL NSUM DEFFMEAN /REPLACE
      NSUMFMT=F8.0 WSUMFMT=F12.0 MEANFMT=F15.10 SEMEANFMT=F15.10 DEFFMEANFMT=F15.10
      TOTALEFMT=F12.0 SETOTALEFMT=F12.0 FILENAME="OUT.SUDFILE";

TITLE "ESTIMATES OF PAST MONTH ALCOHOL USE BY GENDER";
RUN;
```

Note: The following CLASS statement could be used in place of SUBGROUP and LEVELS statements in the above example:

```
CLASS IRSEX;
```

Note: See the section on Standard Errors of the Totals and [Exhibit H.4](#) in this appendix for information on the correct calculation of standard errors of the total.

## Exhibit H.2 Stata COMMANDS svy: mean and svy: total (Mean Estimate and SE Generation by Gender)

```
use using ".\\dataname.dta", clear

/*Ensure all variables are lower case*/
rename *, lower

/*ID Nesting variables (VESTR and VEREP) and weight variable (ANALWT_C - standard
single-year, person-level analysis weight).*/
svyset verep [pw=analwt_c], strata(vestr) dof(50)

gen total_out=.
gen setotal=.
gen mean_out=.
gen semean=.
gen nsum=.
gen wsum=.
gen deffmean=.
```

(continued)

## Exhibit H.2 Stata COMMANDS svy: mean and svy: total (Mean Estimate and SE Generation by Gender) (continued)

```
/*Estimated means of past month alcohol use by gender*/

/*Gender variable, where male=1 & female=2*/
svy: mean alcmon, over(irsex)
matrix M=e(b) /*Store mean estimates in matrix M*/
matrix S=e(V) /*Store variances in matrix S*/
matrix N=e(_N) /*Store sample sizes in matrix N*/
matrix W=e(_N_subp) /*Store weighted sample sizes in matrix W*/

estat effects, deff srssubpop /*Obtain design effect*/
matrix D=e(deff) /*Store design effect in matrix D*/

/*Extract values stored in the M, S, N, W, and D matrices defined above to the
mean_out, semean, nsum, wsum, and deffmean variables. The loop ensures that the
appropriate values are extracted for each value of gender.*/
    forvalues j=1/2 { /* number of gender categories*/
        replace mean_out=(M[1,`j']) if irsex==`j'
        replace semean=(sqrt(S[`j',`j'])) if irsex==`j'
        replace nsum=(N[1,`j']) if irsex==`j'
        replace wsum=(W[1,`j']) if irsex==`j'
        replace deffmean=(D[1,`j']) if irsex==`j'
    }

/*Estimated Totals*/
svy: total alcmon, over(irsex)

matrix M=e(b) /*Store total estimates in matrix M*/
matrix S=e(V) /*Store variances in matrix S*/

/*Extract values stored in the M and S matrices defined above to the total_out and
setotal variables. The loop ensures that the appropriate values are extracted for value
of gender.*/
    forvalues j=1/2 { /* number of gender categories*/
        replace total_out=(M[1,`j']) if irsex==`j'
        replace setotal=(sqrt(S[`j',`j'])) if irsex==`j'
    }

keep wsum mean_out semean total_out setotal nsum deffmean irsex

duplicates drop irsex, force /*keep one record per subpopulation
of interest*/
```

(continued)

## Exhibit H.2 Stata COMMANDS svy: mean and svy: total (Mean Estimate and SE Generation by Gender) (continued)

```
/*Format wsum, mean_out, semean, total_out, setotal, nsum, and deffmean variables to control appearance in output.*/

format wsum %-12.0fc
format mean_out %-15.10f
format semean %-15.10f
format total_out %-12.0fc
format setotal %-12.0fc
format nsum %-8.0fc
format deffmean %-15.10f

/*Estimates of past month alcohol use by year and gender*/
list irsex wsum nsum mean_out semean total_out setotal
```

Note: See the section on Standard Errors of the Totals and [Exhibit H.5](#) in this appendix for information on the correct calculation of standard errors of the total.

## Exhibit H.3 SAS SURVEYMEANS Procedure (Mean Estimate and SE Generation by Gender)

```
TITLE "ESTIMATES OF PAST MONTH ALCOHOL USE BY GENDER";
PROC SURVEYMEANS DATA=DATANAME SUMWGT NOBS MEAN SUM;
STRATA VESTR; /*Nesting variable - strata*/
CLUSTER VEREP; /*Nesting variable - PSU*/
WEIGHT ANALWT_C; /*Standard single-year, PUF person-level analysis weight. Alternatively, a created pooled weight could be used here to produce annual averages based on combined years of data.*/
VAR ALCMON; /*Past month alcohol use analysis variable*/
DOMAIN IRSEX; /*Gender*/
           /*Gender variable, where male=1 & female=2*/
ODS OUTPUT DOMAIN=OUT.SASFILE;
RUN;
```

Note: See the section on Standard Errors of the Totals and [Exhibit H.6](#) in this appendix for information on the correct calculation of standard errors of the total.

### *Standard Errors of the Totals*

The SE for the mean (or proportion) is obtained directly from SUDAAN and SAS in the output variables SEMEAN ([Exhibit H.1](#)) and STDERR ([Exhibit H.3](#)), respectively, and the SEMEAN is calculated in Stata by taking the square root of the variance ([Exhibit H.2](#)). However, to compute the SE of the totals, NSDUH implements different methods depending on whether the specified domain (i.e., gender in this example) is forced to match its respective U.S. Census Bureau population estimates through poststratification during the weighting process. For those domains that are free of sampling error, an alternative SE estimation method to using SUDAAN is applied to estimate the SE of the totals. In the section on Variance Estimation of Estimated Numbers of Individuals in the 2019 NSDUH PUF codebook's introduction at <https://datafiles.samhsa.gov/>, a table lists the demographic domains that use the alternative SE estimation method. For these domains (e.g., forced to match the U.S. Census Bureau population estimates), the SE of the total is calculated as SETOTAL (SE of controlled domain) = WSUM

(weighted sample size)  $\times$  SEMEAN (SE for the mean/proportion). For all other domains (e.g., those not forced to match the U.S. Census Bureau population estimates), the SE of the total is obtained directly from SUDAAN and SAS in the output variables SETOTAL and STDDEV, respectively. Because gender is one of the domains that uses the alternative SE estimation method, the SE of the totals would not be taken directly from the examples in [Exhibits H.1](#) through [H.3](#), but rather would be computed using the formula shown in [Exhibits H.4](#) through [H.6](#). Note that the formula is the same in [Exhibits H.4](#), [H.5](#), and [H.6](#). [Exhibit H.1](#) shows SUDAAN code, [Exhibits H.2](#) and [H.5](#) use Stata code, and [Exhibits H.3](#), [H.4](#), and [H.6](#) use SAS code.

#### Exhibit H.4 SAS Code Based on SUDAAN Output (Calculation of Standard Error [SE] of Totals Using the Alternative SE Estimation Method)

```

DATA ESTIMATE;
SET OUT.SUDFILE; /*input the output file from above SUDAAN procedure*/
/*****
Define SETOTAL for gender because it is a domain forced to match its respective U.S.
Census Bureau population estimates.
In the SUDAAN procedure in Exhibit A.1, IRSEX is in the subgroup
Statement with 2 levels indicated. Therefore, values for 0=total males &
females, 1=males, and 2=females are automatically produced.
*****/

IF IRSEX IN (0,1,2) THEN SETOTAL=WSUM*SEMEAN;

RUN;

```

#### Exhibit H.5 Stata Code Based on Stata Output (Calculation of Standard Error [SE] of Totals Using the Alternative SE Estimation Method)

```

generate setotal2=wsum*semean
replace setotal = setotal2 if inlist(irsex,1,2)
/*Note, Stata does not automatically produce overall estimates, i.e., irsex=0*/

```

#### Exhibit H.6 SAS Code Based on SAS Output (Calculation of Standard Error [SE] of Totals Using the Alternative SE Estimation Method)

```

DATA SASEST;
SET OUT.SASFILE; /*input the output file from above SAS procedure */

IF IRSEX IN (1,2) THEN SETOTAL=SUMWGT*STDERR;
/*Note, SAS does not automatically produce overall estimates, i.e., irsex=0*/

RUN;

```

## Statistical Tests of Differences

Significance tests can be conducted on differences of prevalence estimates between different years of NSDUH data or by domain levels. For the SUDAAN example, testing of differences requires a separate PROC DESCRIPT run from the initial DESCRIPT run ([Exhibit H.1](#)) that produces the corresponding gender-specific estimates. Tests of differences can be generated using DESCRIPT's CONTRAST, PAIRWISE, or DIFFVAR statements. The SUDAAN example ([Exhibit H.7](#)) uses the DIFFVAR statement to test for differences of means between males and females of past month alcohol use estimates for all people aged 12 or older. To see more examples of testing differences, such as differences between estimated totals or differences in means across years, refer to the *2019 NSDUH's Methodological Resource Book*.<sup>4</sup>

### Exhibit H.7 SUDAAN DESCRIPT Procedure (Tests of Differences)

```
PROC DESCRIPT DATA=DATANAME DDF=50 DESIGN=WR FILETYPE=SAS;
/*Alternatively, the DDF may change if using data combined across several years*/
NEST VESTR VEREP;
WEIGHT ANALWT_C;
VAR ALCMON;
SUBGROUP IRSEX;
LEVELS 2;
  DIFFVAR IRSEX=(1 2) / NAME="MALES vs FEMALES";
PRINT WSUM NSUM MEAN SEMEAN T_MEAN P_MEAN /
  REPLACE STYLE=NCHS;
OUTPUT WSUM MEAN SEMEAN NSUM T_MEAN P_MEAN /
  REPLACE
  NSUMFMT=F8.0 WSUMFMT=F12.0 MEANFMT=F15.10 SEMEANFMT=F15.10 FILENAME="OUT.SUDTESTS";
TITLE "TESTS OF DIFFERENCES IN ESTIMATES OF PAST MONTH ALCOHOL BETWEEN MALES AND
FEMALES";
RUN;
```

Note: The following CLASS statement could be used in place of SUBGROUP and LEVELS statements in the above examples:

```
CLASS IRSEX;
```

When one or more contrasts are specified in SUDAAN, as in the DIFFVAR statement mentioned earlier, the output variable MEAN becomes the contrast mean where the number assigned to the output variable, CONTRAST, represents the tests in order of appearance in the SUDAAN code, and SEMEAN becomes the SE of the contrast mean. The examples provided earlier also output the *t*-statistic (T\_MEAN) and the corresponding *p* value (P\_MEAN).

## Confidence Intervals

Confidence intervals can be calculated using means (MEAN) and SEs (SEMEAN) from PROC DESCRIPT in SUDAAN. After the means and SEs are obtained ([Exhibit H.1](#)), the code in [Exhibit H.8](#) can be used to create the 95 percent confidence intervals for means and totals.

---

<sup>4</sup> See the reference in footnote [1](#) in this appendix.

## Exhibit H.8 SAS Code Based on SUDAAN Output (Calculating a 95 Percent Confidence Interval)

```
DATA CI;
SET OUT.SUDFILE; /*output data from Exhibit A.1*/
T_QNTILE=TINV(0.975,50); /*define t-statistic*/
NUMBER=SEMEAN/(MEAN*(1-MEAN));
L=LOG(MEAN/(1-MEAN));

A=L-T_QNTILE*NUMBER;
B=L+T_QNTILE*NUMBER;

PLOWER=1/(1+EXP(-A));
PUPPER=1/(1+EXP(-B));
/*PLOWER AND PUPPER ARE THE 95% CIS ASSOCIATED WITH MEAN FROM SUDAAN*/
TLOWER=WSUM*PLOWER;
TUPPER=WSUM*PUPPER;
/*TLOWER AND TUPPER ARE THE 95% CIS ASSOCIATED WITH TOTAL FROM SUDAAN*/
RUN;
```

## Calculating Percentages for Categories

[Exhibit H.9](#) demonstrates how to compute estimates corresponding to levels of a categorical variable. This example uses the number of days that marijuana was used in the past month among past month marijuana users. The variable that will be analyzed (MRJDAYS) is a categorical variable with days grouped into four levels (1 = 1-2 days, 2 = 3-5 days, 3 = 6-19 days, 4 = 20+ days). Because SUDAAN now needs to estimate percentages and SEs for each level of the variable instead of computing only one estimate for the variable overall, the CATLEVEL statement is introduced, and the PERCENT and SEPERCENT keywords replace the MEAN and SEMEAN keywords.

## Exhibit H.9 SUDAAN DESCRIPT Procedure (Frequency of Use; i.e., Number of Days Used Substance in the Past Month among Past Month Users)

```
PROC DESCRIPT DATA=DATANAME DDF=50 DESIGN=WR FILETYPE=SAS DEFT4;
/*Alternatively, the DDF may change if using data combined across several years*/
NEST VESTR VEREP;
WEIGHT ANALWT_C; /*Standard single-year, PUF person-level analysis weight*/
VAR MRJMDAYS; /*Marijuana Use frequency in the past month variable: 1=1-2 days, 2=3-5 days,
3=6-19 days, 4=20+ days, 5=did not use marijuana in the past month*/
CATLEVEL 1 2 3 4; /*levels of MRJMDAYS to be shown in table*/
SUBGROUP MRJMON;
/*Past month marijuana use variable, where used in past month=1 & did not use in past
month=0*/
LEVELS 1;
TABLES MRJMON; /*Tables will show percents among marijuana users*/
PRINT WSUM NSUM PERCENT SEPERCENT TOTAL SETOTAL / REPLACE STYLE=NCHS;
OUTPUT WSUM PERCENT SEPERCENT TOTAL SETOTAL NSUM / REPLACE FILENAME="OUT.SUDFILE_FREQ";
TITLE "FREQUENCY OF MARIJUANA USE BY PAST MONTH MARIJUANA USERS";
RUN;
```

## Regression Analysis

Multiple regression analysis can be implemented via PROC RLOGISTIC for logistic regressions if the outcome is a binary variable or PROC REGRESS for linear regression if the outcome is a continuous variable in SUDAAN to study the relationship between an outcome and several covariates. Parameters estimated will primarily include regression coefficients, SEs for beta coefficients, Wald chi-square test or *t*-test, *p* values, and odds ratios (for logistic regression only). [Exhibits H.10](#) and [H.11](#) demonstrate the SUDAAN syntax for such analyses using NSDUH PUF data. For details about regression analyses using SUDAAN, see the SUDAAN operations manual.<sup>5</sup>

### Exhibit H.10 SUDAAN RLOGIST Procedure

```
/*Association between alcohol past month use and demographic variables, recode IRMARIT=99 to
IRMARIT=5*/
PROC RLOGIST DATA=DATANAME DDF=50 DESIGN=WR FILETYPE=SAS;
/*Alternatively, the DDF may change if using data combined across several years*/
NEST VESTR VEREP;
WEIGHT ANALWT_C;
REFLEVEL NEWRACE2 =1 EDUHIGHCAT=1 INCOME=1; /*Specify Reference Level if not using the default
level, by default, the last level is the reference level*/
SUBGROUP IRSEX NEWRACE2 IRMARIT EDUHIGHCAT INCOME;
LEVELS 2 7 5 5 4;
MODEL ALCMON=AGE2 IRSEX NEWRACE2 IRMARIT EDUHIGHCAT INCOME; /*Model Covariates, here AGE2 is
treated as a continuous variable*/
SETENV DECWIDTH=6 COLWIDTH=18;
PRINT BETA="BETA" SEBETA="STDERR" DEFT="DESIGN EFFECT" T_BETA="T:BETA=0" P_BETA="P-VALUE"/
RISK=ALL TESTS=DEFAULT T_BETAfmt=F8.2 WALDCHIFMT=f6.2 ORFMT=f10.2 LOWORFMT=f10.2 UPORFMT=f10.2
DFFMT=f7.0;
OUTPUT BETA SEBETA T_BETA P_BETA / REPLACE FILENAME="OUT.MODEL_OUTPUT";
TITLE " MODEL OF ALCMON ";
RUN;
```

### Exhibit H.11 SUDAAN REGRESS Procedure

```
/*Association between Body Mass Index and demographic variables, recode IRMARIT=99 to
IRMARIT=5*/
PROC REGRESS DATA=DATANAME DDF=50 DESIGN=WR FILETYPE=SAS;
/*Alternatively, the DDF may change if using data combined across several years*/
NEST VESTR VEREP;
WEIGHT ANALWT_C;
REFLEVEL NEWRACE2 =1 EDUHIGHCAT=1 INCOME=1; /*Specify Reference Level if not using the default
level, by default, the last level is the reference level*/
SUBGROUP IRSEX NEWRACE2 IRMARIT EDUHIGHCAT INCOME;
LEVELS 2 7 5 5 4;
MODEL BMI2=AGE2 IRSEX NEWRACE2 IRMARIT EDUHIGHCAT INCOME; /*Model Covariates, here AGE2 is
treated as a continuous variable*/
SETENV DECWIDTH=6 COLWIDTH=18;
PRINT BETA="BETA" SEBETA="STDERR" DEFT="DESIGN EFFECT" T_BETA="T:BETA=0" P_BETA="P-VALUE"/
TESTS=DEFAULT T_BETAfmt=F8.2 WALDCHIFMT=f6.2 DFFMT=f7.0;
OUTPUT BETA SEBETA T_BETA P_BETA / REPLACE FILENAME="OUT.MODEL_OUTPUT";
TITLE " MODEL OF BMI2";
RUN;
```

<sup>5</sup> RTI International. (2018). *SUDAAN®*, Release 11.0.3 [computer software]. Research Triangle Park, NC: Author.



## Examples of Selected 2019 PUF Tables

[Tables H.2](#), [H.3](#), and [H.4](#) on the following pages are examples of tables of estimates and SEs produced using the 2019 NSDUH PUF and are similar in format to published 2019 NSDUH detailed tables, which are available online at <https://www.samhsa.gov/data/>.<sup>6</sup>

---

<sup>6</sup> In particular, open, download, and/or save the ~107-megabyte zip file containing the 2019 NSDUH detailed tables at <https://www.samhsa.gov/data/report/2019-nsduh-detailed-tables>. First review the "ReadMe" file at <https://www.samhsa.gov/data/sites/default/files/reports/rpt29394/NSDUHDetailedTabs2019/README.pdf>.

**Table H.2 Alcohol Use, Binge Alcohol Use, and Heavy Alcohol Use in the Past Month among Individuals Aged 12 or Older, by Demographic Characteristics: Percentages and Standard Errors, 2019 NSDUH Public Use File Estimates**

Demographic Characteristic	ALCOHOL USE		BINGE ALCOHOL USE		HEAVY ALCOHOL USE	
	Estimate	SE	Estimate	SE	Estimate	SE
<b>TOTAL</b>	50.8	0.28	24.0	0.26	5.8	0.14
<b>AGE</b>						
12-17	9.5	0.36	4.8	0.25	0.8	0.11
18-25	54.3	0.68	34.4	0.55	8.4	0.34
26 or Older	55.0	0.35	24.6	0.30	5.9	0.17
<b>GENDER</b>						
Male	54.4	0.47	27.6	0.39	7.5	0.26
Female	47.4	0.39	20.7	0.33	4.1	0.13
<b>HISPANIC ORIGIN AND RACE</b>						
Not Hispanic or Latino	52.5	0.36	24.0	0.32	6.1	0.18
White	56.1	0.45	25.1	0.40	6.9	0.22
Black or African American	42.8	1.02	22.7	0.79	3.6	0.33
American Indian or Alaska Native	32.5	3.30	21.2	2.37	5.5	1.12
Native Hawaiian or Other Pacific Islander	40.8	3.64	24.0	2.96	4.4	1.32
Asian	37.8	1.56	13.6	1.22	2.4	0.44
Two or More Races	49.7	1.75	26.2	1.74	9.1	1.31
Hispanic or Latino	42.3	0.82	24.3	0.61	4.1	0.33

PUF = public use file; SE = standard error that is associated with the PUF estimate.

NOTE: NSDUH PUFs are available for download at <https://datafiles.samhsa.gov/>.

NOTE: PUF estimates in this table might differ from the estimates in the "Tobacco Product and Alcohol Use" detailed tables available at <https://www.samhsa.gov/data/report/2019-nsduh-detailed-tables>, which are based on restricted-use data.

NOTE: Binge alcohol use is defined as drinking five or more drinks (for males) or four or more drinks (for females) on the same occasion (i.e., at the same time or within a couple of hours of each other) on at least 1 day in the past 30 days. In 2015, the definition for females changed from five to four drinks. Heavy alcohol use is defined as binge drinking on the same occasion on each of 5 or more days in the past 30 days; all heavy alcohol users are also binge alcohol users.

NOTE: No precision-based suppression rules have been applied to this table; users are encouraged to apply appropriate suppression rules as needed.

Source: SAMHSA, Center for Behavioral Health Statistics and Quality, National Survey on Drug Use and Health, 2019.

**Table H.3 Tobacco Product Use in the Lifetime, Past Year, and Past Month among Individuals Aged 12 or Older, by Demographic Characteristics: Percentages and Standard Errors, 2019 NSDUH Public Use File Estimates**

Demographic Characteristic	LIFETIME		PAST YEAR		PAST MONTH	
	Estimate	SE	Estimate	SE	Estimate	SE
<b>TOTAL</b>	61.1	0.39	26.3	0.29	21.2	0.27
<b>GENDER</b>						
Male	68.7	0.51	32.9	0.44	26.3	0.39
Female	53.9	0.52	20.1	0.38	16.4	0.35
<b>HISPANIC ORIGIN AND RACE</b>						
Not Hispanic or Latino	64.2	0.45	27.8	0.38	22.7	0.36
White	70.2	0.47	28.8	0.46	23.4	0.41
Black or African American	48.6	1.05	27.4	0.89	23.9	0.82
American Indian or Alaska Native	67.6	4.11	42.4	4.02	33.3	3.22
Native Hawaiian or Other Pacific Islander	45.7	4.24	24.7	3.38	20.0	3.08
Asian	33.4	1.67	13.4	0.84	9.4	0.90
Two or More Races	62.6	1.57	35.8	1.75	29.5	1.75
Hispanic or Latino	46.2	0.80	19.3	0.61	14.2	0.57

PUF = public use file; SE = standard error that is associated with the PUF estimate.

NOTE: NSDUH PUFs are available for download at <https://datafiles.samhsa.gov/>.

NOTE: PUF estimates in this table might differ from the estimates in the "Tobacco Product and Alcohol Use" detailed tables available <https://www.samhsa.gov/data/report/2019-nsduh-detailed-tables>, at which are based on restricted-use data.

NOTE: Tobacco Products include cigarettes, smokeless tobacco (i.e., snuff, dip, chewing tobacco, or snus), cigars, or pipe tobacco. Tobacco product use in the past year excludes past year pipe tobacco use but includes past month pipe tobacco use.

NOTE: No precision-based suppression rules have been applied to this table; users are encouraged to apply appropriate suppression rules as needed.

Source: SAMHSA, Center for Behavioral Health Statistics and Quality, National Survey on Drug Use and Health, 2019.

**Table H.4 Serious Mental Illness in the Past Year among Adults Aged 18 or Older, by Age Group and Demographic Characteristics: Percentages and Standard Errors, 2019 NSDUH Public Use File Estimates**

Demographic Characteristic	TOTAL		AGED 18-25		AGED 26-49		AGED 50+	
	Estimate	SE	Estimate	SE	Estimate	SE	Estimate	SE
<b>TOTAL</b>	5.3	0.17	8.9	0.33	6.8	0.27	2.9	0.19
<b>GENDER</b>								
Male	3.9	0.19	6.0	0.41	4.9	0.29	2.3	0.27
Female	6.6	0.24	11.8	0.49	8.7	0.42	3.4	0.29
<b>HISPANIC ORIGIN AND RACE</b>								
Not Hispanic or Latino	5.4	0.17	9.5	0.36	7.2	0.29	2.9	0.21
White	5.8	0.20	10.8	0.49	8.2	0.37	3.0	0.23
Black or African American	3.9	0.33	5.8	0.62	4.9	0.54	2.1	0.52
American Indian or Alaska Native	6.7	1.96	8.1	3.19	6.7	1.80	6.2	3.71
Native Hawaiian or Other Pacific Islander	2.8	1.27	2.0	1.18	4.6	2.24	0.0	0.00
Asian	3.3	0.58	7.3	1.44	3.2	0.68	1.7	1.00
Two or More Races	9.1	1.02	10.8	1.61	11.2	1.35	5.4	1.95
Hispanic or Latino	4.8	0.43	6.7	0.60	5.2	0.55	2.9	0.69
<b>HEALTH INSURANCE<sup>1</sup></b>								
Private	4.3	0.17	8.9	0.42	5.5	0.33	2.1	0.16
Medicaid/CHIP <sup>2</sup>	10.0	0.49	9.4	0.68	12.2	0.82	7.3	0.84
Other <sup>3</sup>	4.0	0.26	8.9	0.99	12.1	1.13	2.8	0.25
No Coverage	6.0	0.37	8.4	0.75	6.6	0.58	2.6	1.08
<b>CURRENT EMPLOYMENT</b>								
Full-Time	4.7	0.24	9.1	0.49	5.5	0.32	1.8	0.27
Part-Time	6.6	0.45	9.9	0.63	8.7	0.96	2.8	0.53
Unemployed	8.8	0.73	7.3	0.94	11.5	1.36	6.0	1.94
Other <sup>4</sup>	5.3	0.24	8.0	0.62	9.9	0.61	3.5	0.27

PUF = public use file; SE = standard error that is associated with the PUF estimate.

NOTE: NSDUH PUFs are available for download at <https://datafiles.samhsa.gov/>.

NOTE: PUF estimates in this table might differ from the estimates in the "Adult Mental Health" detailed tables available at <https://www.samhsa.gov/data/report/2019-nsduh-detailed-tables>, which are based on restricted-use data.

NOTE: Serious mental illness (SMI) aligns with *Diagnostic and Statistical Manual of Mental Disorders*, 4th edition (DSM-IV), criteria and is defined as having a diagnosable mental, behavioral, or emotional disorder, other than a developmental or substance use disorder. Estimates of SMI are a subset of estimates of any mental illness (AMI) because SMI is limited to persons with AMI that resulted in serious functional impairment. These mental illness estimates are based on a predictive model and are not direct measures of diagnostic status.

NOTE: No precision-based suppression rules have been applied to this table; users are encouraged to apply appropriate suppression rules as needed.

<sup>1</sup> Respondents could indicate multiple types of health insurance; thus, these response categories are not mutually exclusive.

<sup>2</sup> CHIP is the Children's Health Insurance Program. Individuals aged 19 or younger are eligible for this plan.

<sup>3</sup> Other health insurance is defined as having Medicare, military-related health care, or any other type of health insurance.

<sup>4</sup> The other employment category includes students, persons keeping house or caring for children full time, retired or disabled persons, or other persons not in the labor force.

Source: SAMHSA, Center for Behavioral Health Statistics and Quality, National Survey on Drug Use and Health, 2019.